

# COVID-19 Situational Report in the ASEAN Region

ASEAN BioDiaspora Virtual Center (ABVC)

as of March 18, 2022



Canada



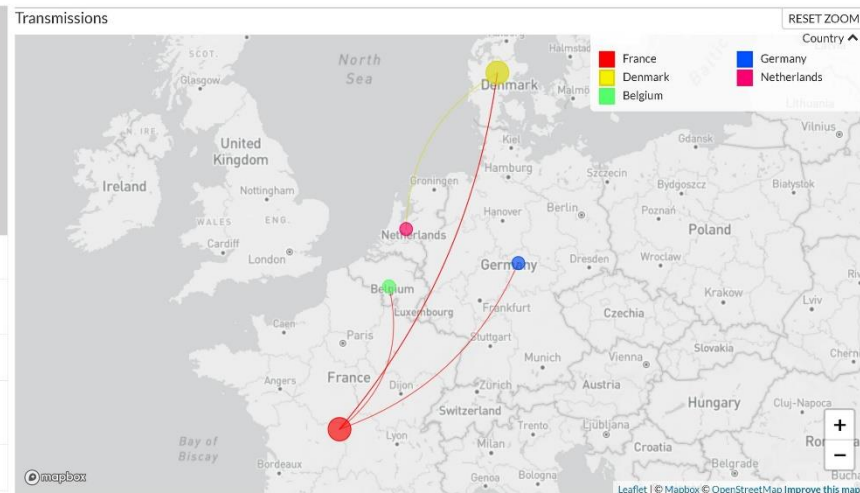
# COVID-19: Highlights and Situation Overview

## Global Update

- Worldwide, there have been over 466 million cases and over 6 million deaths attributed to COVID-19.
- The World Health Organization (WHO) said on March 16 that registered COVID-19 cases are once again rising globally, despite testing levels having dropped significantly. After falling for weeks, reported COVID-19 cases rose globally by 8% last week, with more than 11 million cases and over 43,000 new deaths registered. In the Western Pacific region, new cases last week have increased by 29%. Case numbers in the region have been rising since the end of December and the Western Pacific has now overtaken Europe as the global hotspot for detected new cases, with 5.02 million, compared to 4.99 million in Europe. WHO chief Dr. Tedros Adhanom Ghebreyesus warned that the lack of visibility due to reduced testing meant “the cases we are seeing are just the tip of the iceberg”. The WHO urged all countries to remain vigilant as pandemic is not yet over.
- The World Health Organization (WHO) last week confirmed the emergence of “deltacron”. As the informal name suggests, the virus comes from a combination of the delta and omicron variants. These so-called “recombinant” events involve two virus strains infecting the same cell, which then replicates. Dr. Maria Van Kerkhove, WHO’s technical lead for COVID-19, said cases of deltacron have been reported in few countries adding that the levels of detection are “very low”. The variant has been found in France, Denmark, Germany, the Netherlands and Belgium, according to GISAID, an international database of genomic sequences. With so few cases identified, data on the variant is limited. But experts say it is important to track such developments to document how the coronavirus changes moving forward in the pandemic. As of now, both the Centers for Disease Control and Prevention (CDC) and WHO are just tracking Deltacron and it has not been classified as a variant of interest or concern.

### COUNTRIES REPORTING “DELTACRON” CASES

Country	Total #GKA (AY.4/BA.1) first detected in France
France	38
Denmark	8
Germany	1
Netherlands	1
Belgium	1



Source: <https://www.gisaid.org/hcov19-variants/>

- Using the Bluedot travel data, there are 188,793 seats booked for the month of April 2022 from countries with reported “Deltacron” cases while 196,947 have booked for the month of May 2022.

#### TRAVEL DATA: APRIL 2022

Origin Country	Destination Country	Flights	Seats
Netherlands	Indonesia	22	8,816
Netherlands	Malaysia	13	5,304
Netherlands	Philippines	21	8,200
Germany	Singapore	141	44,370
Netherlands	Singapore	60	20,070
France	Singapore	43	11,508
Denmark	Singapore	22	5,742
Germany	Thailand	107	34,816
France	Thailand	51	16,647
Netherlands	Thailand	30	11,872
Denmark	Thailand	33	10,641
Germany	Vietnam	22	6,803
France	Vietnam	12	4,004
<b>TOTAL</b>		<b>577</b>	<b>188,793</b>

#### TRAVEL DATA: MAY 2022

Origin Country	Destination Country	Flights	Seats
Netherlands	Indonesia	28	11,296
Netherlands	Malaysia	11	4,488
Netherlands	Philippines	24	9,402
Germany	Singapore	160	50,022
Netherlands	Singapore	66	22,371
France	Singapore	45	12,144
Denmark	Singapore	21	5,481
Germany	Thailand	111	36,123
Netherlands	Thailand	48	18,027

France	Thailand	36	12,039
Denmark	Thailand	22	7,062
France	Vietnam	14	4,688
Germany	Vietnam	12	3,804
<b>TOTAL</b>		<b>598</b>	<b>196,947</b>

### Regional Update

- Vietnam on March 17 (Thursday) recorded 353,965 new COVID-19 cases, including over 175,000 cases from previous days added to the national database by Vinh Phuc and Hai Duong provinces. The total number of COVID-19 cases in the country has reached 7,174,423. The three localities with the highest numbers of new cases are Hai Duong (160,734 cases), Hanoi (25,311 cases) and Vinh Phuc (23,845 cases). According to the Vietnamese authority said on March 17 (Thursday) that the government would shift its COVID-19 strategy from minimizing infections to minimizing hospitalization and death risks. According to the COVID-19 prevention program issued by the government, Vietnam would fight the COVID-19 based on a risk management approach. Units however still need to be ready for any future scenarios, including a wide enough pandemic that overwhelms the nation's medical capabilities and the emergence of more dangerous variants. Based on the approach, the authority said that people will have easier access to health services and prevention protocols can minimize their impacts on people's lives.

### Vaccine Update

- Based on Malaysia's CovidNow portal, a total of 22,940,801 or 97.5% of the adult population have been fully vaccinated, 23,216,630 or 98.7% received at least one dose of the vaccine, and 15,425,524 individuals or 65.6% have received the Covid-19 booster dose, as of March 17 (Thursday). For adolescents aged 12 to 17, a total of 2,841,412 individuals or 91.3% of the group have been fully vaccinated while 2,940,403 or 94.5% received at least one dose of the vaccine. For children aged five to 11, a total of 1,221,990 individuals or 34.4% of the group have received the first dose of the Covid-19 vaccine under the National COVID-19 Immunization Programme for Children (PICKids). On March 17, a total of 46,039 doses were administered, with 13,256 as first doses, 2,166 as second doses and 30,617 as booster doses, bringing the cumulative total vaccine doses dispensed under the National COVID-19 Immunization Programme (PICK) to 68,376,641.

### Travel Advisories (new update/s)

- Cambodia: The country has announced new measures that significantly ease pandemic-related restrictions for foreign visitors, including dropping mandatory COVID-19 tests for travelers who have been fully vaccinated travellers. Foreign travellers also no longer need to take a rapid antigen test for COVID-19 upon arrival. Visas on arrival are also being restored for entry by air, sea and land. However, travellers who are not fully vaccinated are still required to undergo a 14-day quarantine after arriving in Cambodia.
- Malaysia: Travellers from Thailand and Cambodia, who are vaccinated against COVID-19, can now enter Malaysia by air without undergoing a lengthy quarantine through the country's Vaccinated Travel Lane (VTL) scheme, which was first launched with Singapore. Malaysian's Prime Minister has recently announced that the country will fully reopen borders to vaccinated travellers on April 1. Malaysia's

VTL scheme requires those travelling from Thailand, Singapore, and Cambodia to self-isolate at their accommodation while they wait for results from an on-arrival COVID-19 test.

- Thailand: Thailand will scrap a pre-arrival COVID-free certificate requirement. According to a government authority, starting April 1, visitors to Thailand will only have to undergo an RT-PCR test upon arrival and a self-administered antigen test on day five.
- Vietnam: The country's Ministry of Culture, Sports and Tourism has issued a document on the tourism reopening plan in the new normal. Under document No. 829/PA-BVHTTD dated March 16, citizens of Germany, France, Italy, Spain, the United Kingdom, Russia, Japan, the Republic of Korea, Denmark, Sweden, Norway, Finland, and Belarus can visit Vietnam for up to 15 days without need for a visa regardless of passport type and entry purpose, on the basis of satisfying all conditions as prescribed by Vietnamese law. The waiver will last for three years, from March 15, 2022 to March 14, 2025. Foreigners, overseas Vietnamese and their relatives with valid papers, including permanent and temporary residence cards, visa and valid visa exemption certificate, are permitted to enter Vietnam without having to undergo personnel and visa procedures, or apply for entry approval of ministries, agencies and localities. Travelers entering Vietnam via air routes (except for children under two years old) only need to present proof of negative SARS-CoV-2 tests done within 72 hours prior to departure in cases of RT-PCR/RT-LAMP or within 24 hours in cases of rapid antigen tests, and the results must be certified by the authorities of the country where the tests are conducted. Those entering via road, sea, and rail will be subjected to the same requirements if their travel time is short. However, those who plan to make a long trip will need to undergo testing at border gates before entering Vietnam. If the test results are positive, they must follow guidelines of the Ministry of Health. No COVID-19 testing and mandatory quarantine are required for air travelers after their arrival. However, they must make health declaration via tokhaiyte.vn before departure and install the PC-Covid app. In the first 10 days after entry, visitors should self-monitor their health and if any symptoms develop, ask for assistance from the nearest medical facilities. Another requirement is that travelers must have health or travel insurance that covers COVID-19 treatment with a minimum liability of 10,000 USD. Passengers themselves will pay for testing, medical quarantine, health checkup and treatment fees and other related expenses (if any).

### Cases and Deaths as of 18 March 2022

- As of 18 March 2022 (2PM, GMT+8), worldwide, there were **466,772,662** confirmed cases, including **6,084,028** deaths. Globally, Case Fatality Rate (CFR) was **1.3**.
- In **China**, there were **1,120,650** confirmed cases with **10,336** deaths, including deaths in Hong Kong (4,847) and Taiwan (853). Confirmed cases in China include confirmed cases in Hong Kong (975,212), Macau (82) and Taiwan (21,583). CFR was **0.9**.
- **25,988,220 confirmed cases** of COVID-19 have been reported in the ASEAN region with a total of **335,427 deaths**, with a CFR of **1.3**.

REGION	COUNTRY	FIRST CONFIRMED CASE(S)	LATEST REPORT ON CONFIRMED CASE(S)	TOTAL CONFIRMED CASES	NEW CASES (7-Day Rolling Average)	TOTAL DEATHS	NEW DEATHS (7-Day Rolling Average)	CASE FATALITY RATE	CUMULATIVE CASES/ 100,000	NUMBER OF TESTS LAST 14 DAYS/ 100,000	CUMULATIVE VACCINATED	CUMULATIVE FULLY VACCINATED	CUMULATIVE BOOSTERED	FULLY VACCINATED / 100
ASEAN REGION	Brunei	10 Mar 20	17-Mar-22	120,600	1,708 (2,368)	177	1 (3)	0.1%	27,834		407,674	404,502	118,331	91.6
	Cambodia	27 Jan 20	17-Mar-22	134,624	132 (160)	3,049	- (1)	2.3%	817	197	14,757,205	13,883,923	8,764,362	81.9
	Indonesia	02 Mar 20	17-Mar-22	5,939,082	11,532 (13,026)	153,212	237 (257)	2.6%	2,195	658	193,903,477	152,405,191	15,474,618	55.2
	Lao PDR	24 Mar 20	17-Mar-22	149,131	874 (577)	643	- (1)	0.4%	2,080	108	5,371,861	4,394,905		59.6
	Malaysia	25 Jan 20	17-Mar-22	3,927,437	27,004 (26,493)	34,185	86 (88)	0.9%	12,293	5,631	27,364,874	25,779,848	15,393,296	78.7
	Myanmar	23 Mar 20	17-Mar-22	607,844	445 (654)	19,418	1 (2)	3.2%	1,125	344	25,195,819	21,501,523		39.2

	<b>Philippines</b>	30 Jan 20	17-Mar-22	3,672,661	598 (483)	57,880	145 (100)	1.6%	3,397	23	68,661,595	64,660,228	11,224,502	58.2
	<b>Singapore</b>	23 Jan 20	17-Mar-22	986,320	11,278 (10,550)	1,182	11 (8)	0.1%	17,105		4,998,970	4,945,516	3,776,854	90.7
	<b>Thailand</b>	13 Jan 20	17-Mar-22	3,276,098	25,456 (23,463)	23,998	77 (69)	0.7%	4,705	145	54,575,807	49,939,445	21,925,642	71.4
	<b>Vietnam</b>	23 Jan 20	17-Mar-22	7,174,423	353,965 (273,418)	41,683	76 (75)	0.6%	7,071	2,310	79,674,158	77,637,834	43,417,862	79.1
				<b>25,988,220</b>	<b>432,992</b>	<b>335,427</b>	<b>634</b>	<b>1.3%</b>						

Note: Population of each member state has remained constant.

- **439,663,792 confirmed cases** of COVID-19 have been reported in **216 countries/states** (other than China, Hong Kong, Taiwan, Macau, and ASEAN countries):

REGION	COUNTRY	FIRST CONFIRMED CASE(S)	LATEST REPORT ON CONFIRMED CASE(S)	TOTAL CONFIRMED CASES	NEW CASES	TOTAL DEATHS	NEW DEATH	CASE FATALITY RATE	CUMULATIVE CASES/100,000	NUMBER OF TESTS LAST 14 DAYS/100,000	CUMULATIVE VACCINATED	CUMULATIVE FULLY VACCINATED	CUMULATIVE BOOSTERED	FULLY VACCINATED / 100
<b>ASIA PACIFIC</b>	<b>Japan</b>	16 Jan 2020	17-Mar-22	5,955,245	56,154	26,638	171	0.4%	4,716	1,153	102,036,312	100,465,776	41,334,303	79.7
	<b>South Korea</b>	20 Jan 2020	17-Mar-22	8,250,592	621,317	11,481	429	0.1%	15,956	11,004	44,917,475	44,446,716	32,217,533	86.6
	<b>Nepal</b>	24 Jan 2020	17-Mar-22	978,107	22	11,950	-	1.2%	3,419	300	21,850,541	18,594,712	1,845,736	62.7
	<b>Australia</b>	25 Jan 2020	17-Mar-22	3,580,572	51,241	5,665	26	0.2%	13,959	3,602	22,146,677	20,817,597	12,352,672	80.7
	<b>Sri Lanka</b>	27 Jan 2020	17-Mar-22	657,435	301	16,419	3	2.5%	3,015	315	16,981,180	14,354,752	7,646,167	66.8
	<b>India</b>	30 Jan 2020	17-Mar-22	43,001,477	2,539	516,132	60	1.2%	3,147	659	969,281,482	816,469,839	20,254,430	58.6
	<b>Afghanistan</b>	24 Feb 2020	17-Mar-22	176,918	175	7,651	-	4.3%	465	-	4,952,744	4,281,934		10.8
	<b>Pakistan</b>	26 Feb 2020	17-Mar-22	1,520,634	514	30,319	2	2.0%	702	182	128,074,138	101,881,176	4,869,245	45.2
	<b>New Zealand</b>	28 Feb 2020	17-Mar-22	438,477	19,616	135	10	0.0%	8,918	2,280	4,279,067	3,990,111	2,568,523	77.8
	<b>Bhutan</b>	05 Mar 2020	17-Mar-22	20,722	606	7	-	0.0%	2,716	-	596,568	574,736	351,962	73.7
	<b>Maldives</b>	07 Mar 2020	13-Mar-22	174,658	-	297	-	0.2%	32,895	3,627	398,348	371,439	143,477	68.3
	<b>Bangladesh</b>	08 Mar 2020	17-Mar-22	1,950,357	233	29,112	-	1.5%	1,196	111	126,501,599	90,839,883	5,527,515	54.6
	<b>Mongolia</b>	10 Mar 2020	17-Mar-22	467,359	95	2,177	-	0.5%	14,491	1,976	2,272,118	2,173,847	1,028,997	65.3
	<b>Turkey</b>	10 Mar 2020	17-Mar-22	14,644,382	21,354	96,954	101	0.7%	17,553	4,573	57,743,879	52,912,588	35,679,850	62.2
	<b>French Polynesia</b>	12 Mar 2020	16-Mar-22	71,243	-	645	-	0.9%	25,509		186,020	180,807		64.0
	<b>Guam</b>	15 Mar 2020	16-Mar-22	46,593	-	339	-	0.7%	27,851		151,695	137,006		81.3
<b>New Caledonia</b>	17 Mar 2020	17-Mar-22	59,785	78	306	1	0.5%	20,773		187,893	179,630		62.3	
<b>Fiji</b>	18 Mar 2020	16-Mar-22	64,154	-	834	-	1.3%	7,209	511	678,761	624,416	112,295	69.2	
<b>Papua New Guinea</b>	21 Mar 2020	03-Mar-22	41,533	-	639	-	1.5%	473	-	311,111	250,752		2.8	

	<b>Timor Leste</b>	21 Mar 2020	12-Mar-22	22,789	-	129	-	0.6%	1,762	388	679,946	573,462		42.7
	<b>Northern Mariana Islands</b>	28 Mar 2020	16-Mar-22	10,575	-	31	-	0.3%	18,483		45,243	43,060		83.1
	<b>North Korea</b>	24 Jul 2020	25-Jul-20	1	-	-	-	0.0%	0					
	<b>Solomon Islands</b>	03 Oct 2020	16-Mar-22	9,412	-	125	-	1.3%	1,405		214,939	100,347		14.3
	<b>Wallis et Futuna</b>	17 Oct 2020	03-Dec-21	454	-	7	-	1.5%	2,833		6,450	6,399		57.7
	<b>Marshall Islands</b>	26 Oct 2020	06-Jan-22	7	-	-	-	0.0%	12		30,112	24,915		32.1
	<b>Vanuatu</b>	11 Nov 2020	17-Mar-22	473	87	1	-	0.2%	158	-	114,284	85,180		27.1
	<b>Samoa</b>	18 Nov 2020	17-Mar-22	49	-	-	-	0.0%	25		145,989	130,289		65.1
	<b>Micronesia</b>	11 Jan 2021	11-Jan-21	1	-	-	-	0.0%	1		62,049	51,222		50.1
	<b>Palau</b>	31 May 2021	16-Mar-22	3,935	-	6	-	0.2%	21,851		20,320	17,999		83.6
	<b>Tonga</b>	05 Nov 2021	17-Mar-22	2,530	458	2	-	0.1%	2,421		76,910	70,283		65.8
	<b>Kiribati</b>	25 Jan 2022	16-Mar-22	3,041	-	13	-	0.4%	2,586		76,491	50,428		41.5
	<b>Cook Islands</b>	17 Feb 2022	17-Mar-22	604	128	-	-	0.0%	2,824		14,992	14,241		81.0
	<b>Niue</b>	09 Mar 2022	09-Mar-22	1	-				46					
<b>AMERICAS</b>	<b>USA</b>	21 Jan 2020	17-Mar-22	81,311,080	21,478	995,580	841	1.2%	24,772	1,059	254,750,626	216,829,829	96,232,774	65.3
	<b>Canada</b>	25 Jan 2020	17-Mar-22	3,386,750	4,094	37,200	-	1.1%	8,911	987	32,645,900	31,057,797	18,054,171	81.6
	<b>Brazil</b>	26 Feb 2020	16-Mar-22	29,488,777	-	656,231	-	2.2%	13,926	459	180,005,705	158,245,106	71,727,611	74.0
	<b>Mexico</b>	28 Feb 2020	16-Mar-22	5,619,780	-	321,619	-	5.7%	4,405	49	85,465,067	79,433,093		61.0
	<b>Saint Martin</b>	01 Mar 2020	03-Mar-22	9,912	-	63	-	0.6%	26,083					
	<b>Ecuador</b>	01 Mar 2020	15-Mar-22	849,699	-	35,348	-	4.2%	4,891	256	14,813,590	13,656,578	4,792,972	76.3
	<b>Dominican Republic</b>	01 Mar 2020	17-Mar-22	577,070	166	4,375	-	0.8%	5,374	184	7,161,941	5,879,847	2,263,740	53.7
	<b>Chile</b>	03 Mar 2020	17-Mar-22	3,353,259	16,645	44,246	184	1.3%	17,693	4,856	17,828,485	17,283,367	14,864,259	90.0
	<b>Argentina</b>	03 Mar 2020	17-Mar-22	8,990,413	4,577	127,363	29	1.4%	20,006	624	40,526,118	36,429,614	18,054,841	79.9
	<b>Peru</b>	05 Mar 2020	15-Mar-22	3,537,488	-	211,619	-	6.0%	10,881	1,192	28,013,041	24,884,662	10,759,896	74.6
	<b>Costa Rica</b>	06 Mar 2020	16-Mar-22	827,346	-	8,202	-	1.0%	16,391	509	4,273,569	3,892,636	1,624,107	75.8
	<b>Colombia</b>	06 Mar 2020	17-Mar-22	6,079,231	744	139,386	25	2.3%	12,076	466	41,651,910	34,247,024	9,589,039	66.8
	<b>French Guiana</b>	06 Mar 2020	17-Mar-22	78,326	54	394	-	0.5%	40,063					
	<b>Martinique</b>	06 Mar 2020	15-Mar-22	135,881	-	905	-	0.7%	31,389					
	<b>Paraguay</b>	07 Mar 2020	16-Mar-22	646,495	-	18,555	-	2.9%	9,177	306	3,844,372	3,266,652	1,187,301	45.3
	<b>Panama</b>	10 Mar 2020	16-Mar-22	760,405	-	8,146	-	1.1%	17,907	1,382	3,395,412	2,979,743	1,399,896	68.0
	<b>Bolivia</b>	10 Mar 2020	15-Mar-22	898,464	-	21,476	-	2.4%	7,804	170	6,996,135	5,694,373	1,117,890	48.1

<b>Honduras</b>	11 Mar 2020	14-Mar-22	417,201	-	10,842	-	2.6%	4,281		5,443,384	4,616,205	1,735,699	45.9
<b>Cuba</b>	11 Mar 2020	17-Mar-22	1,079,111	586	8,503	-	0.8%	9,521	-	10,620,793	9,897,547	6,109,562	87.5
<b>Guyana</b>	11 Mar 2020	16-Mar-22	63,169	-	1,226	-	1.9%	8,070	-	470,529	358,633	55,084	45.4
<b>Jamaica</b>	12 Mar 2020	17-Mar-22	128,456	30	2,857	2	2.2%	4,357	816	775,708	665,152	31,275	22.4
<b>St Vincent and the Grenadines</b>	12 Mar 2020	14-Mar-22	6,743	-	106	-	1.6%	6,097	25	35,873	29,875	3,379	26.9
<b>Saint Lucia</b>	13 Mar 2020	16-Mar-22	22,870	-	365	-	1.6%	12,512	950	57,992	52,449	6,736	28.4
<b>Trinidad and Tobago</b>	13 Mar 2020	17-Mar-22	134,272	484	3,700	5	2.8%	9,625	-	744,197	706,548	141,552	50.4
<b>Venezuela</b>	13 Mar 2020	16-Mar-22	519,059	-	5,663	-	1.1%	1,820		22,157,232	14,287,370	410,887	49.8
<b>Guatemala</b>	13 Mar 2020	17-Mar-22	812,125	2,539	17,191	13	2.1%	4,891	489	7,365,864	5,815,002	2,087,173	31.9
<b>Uruguay</b>	13 Mar 2020	16-Mar-22	868,952	-	7,116	-	0.8%	25,102	2,387	2,966,832	2,815,053	2,110,385	80.8
<b>Curacao</b>	13 Mar 2020	11-Mar-22	39,459	-	265	-	0.7%	25,047		107,318	98,353	40,139	59.7
<b>Puerto Rico</b>	13 Mar 2020	16-Mar-22	476,414	-	4,152	-	0.9%	14,917		3,055,068	2,614,744		81.9
<b>Suriname</b>	13 Mar 2020	16-Mar-22	78,860	-	1,322	-	1.7%	13,564	328	266,905	236,584	46,907	40.0
<b>Antigua and Barbuda</b>	13 Mar 2020	15-Mar-22	7,470	-	135	-	1.8%	7,692	-	63,836	61,550		62.3
<b>Guadeloupe</b>	13 Mar 2020	09-Mar-22	130,705	-	843	-	0.6%	29,505					
<b>Cayman Islands</b>	13 Mar 2020	16-Mar-22	20,336	-	23	-	0.1%	31,311		61,502	59,726		89.8
<b>Aruba</b>	14 Mar 2020	17-Mar-22	33,843	47	212	-	0.6%	31,833		87,694	80,748		75.3
<b>Bahamas</b>	15 Mar 2020	16-Mar-22	33,206	-	773	-	2.3%	8,526	456	164,526	155,555	23,902	39.2
<b>US Virgin Islands</b>	16 Mar 2020	16-Mar-22	15,572	-	109	-	0.7%	14,604		68,063	56,255		52.9
<b>Sint Maarten</b>	17 Mar 2020	03-Mar-22	9,912	-	63	-	0.6%	26,083					
<b>Montserrat</b>	17 Mar 2020	17-Mar-22	174	3	2	-	1.1%	1,863		1,869	1,749		35.1
<b>Barbados</b>	17 Mar 2020	17-Mar-22	57,451	103	326	-	0.6%	20,016	2,808	160,703	150,471		52.3
<b>El Salvador</b>	18 Mar 2020	15-Mar-22	156,364	-	4,104	-	2.6%	2,423	-	4,575,400	4,272,289	1,440,486	65.5
<b>Nicaragua</b>	18 Mar 2020	15-Mar-22	18,290	-	223	-	1.2%	279		5,498,389	4,113,547		61.4
<b>Bermuda</b>	18 Mar 2020	14-Mar-22	11,989	-	125	-	1.0%	18,757		47,784	46,375	31,766	74.7
<b>Haiti</b>	19 Mar 2020	16-Mar-22	30,478	-	827	-	2.7%	271	19	157,571	107,268		0.9
<b>Dominica</b>	22 Mar 2020	14-Mar-22	11,643	-	62	-	0.5%	16,214		32,256	29,774		41.3
<b>Grenada</b>	22 Mar 2020	15-Mar-22	13,921	-	217	-	1.6%	12,429		43,005	37,504	5,502	33.2
<b>Belize</b>	23 Mar 2020	16-Mar-22	57,113	-	652	-	1.1%	14,631	3,360	235,178	207,885	40,362	51.3
<b>Turks and Caicos Islands</b>	23 Mar 2020	10-Mar-22	5,874	-	36	-	0.6%	15,381		31,165	29,160		74.3
<b>Saint Kitts and Nevis</b>	24 Mar 2020	14-Mar-22	5,541	-	42	-	0.8%	10,490	837	31,162	26,294	3,011	49.1



	<b>British Virgin Islands</b>	25 Mar 2020	12-Mar-22	6,104	-	62	-	1.0%	20,326		18,923	17,325		57.0
	<b>Anguilla</b>	26 Mar 2020	14-Mar-22	2,595	-	9	-	0.3%	19,579		10,439	9,562	2,419	63.2
	<b>Caribbean Netherlands</b>	01 Apr 2020	15-Mar-22	7,739	-	31	-	0.4%	42,966		19,109	16,736		63.3
	<b>Falkland Islands</b>	03 Apr 2020	12-Mar-22	118	-	-	-	0.0%	4,473		2,632	1,775		50.3
	<b>Saint Pierre and Miquelon</b>	05 Apr 2020	17-Mar-22	1,693	139	1	-	0.1%	24,144					
	<b>Saint Barthelemy</b>	25 Jul 2020	03-Mar-22	3,780	-	6	-	0.2%	44,734					
<b>EUROPE</b>	<b>France</b>	24 Jan 2020	17-Mar-22	23,860,194	101,747	140,729	116	0.6%	35,580	3,509	54,002,714	52,420,653	35,990,281	77.8
	<b>Germany</b>	27 Jan 2020	17-Mar-22	18,149,806	287,863	127,070	240	0.7%	21,832	2,222	63,594,676	63,003,954	48,271,556	75.1
	<b>Finland</b>	29 Jan 2020	17-Mar-22	782,912	4,295	2,783	20	0.4%	14,182	1,754	4,499,620	4,287,316	2,828,912	77.3
	<b>Italy</b>	30 Jan 2020	17-Mar-22	13,645,834	82,368	157,442	128	1.2%	22,631	6,719	50,688,829	47,725,254	38,345,808	79.1
	<b>Russian Federation</b>	31 Jan 2020	17-Mar-22	17,484,257	34,819	363,039	561	2.1%	12,110	2,400	78,979,054	72,323,725	12,669,779	49.6
	<b>Spain</b>	31 Jan 2020	15-Mar-22	11,260,040	-	101,416	-	0.9%	23,918	1,506	41,089,269	39,845,453	24,114,643	85.2
	<b>Sweden</b>	31 Jan 2020	17-Mar-22	2,473,707	1,639	17,961	57	0.7%	24,051	201	7,812,515	7,605,534	5,077,789	74.9
	<b>United Kingdom of Great Britain</b>	31 Jan 2020	17-Mar-22	20,001,627	90,472	163,386	138	0.8%	29,927	9,728	52,717,164	49,239,879	38,556,133	72.2
	<b>Belgium</b>	05 Feb 2020	17-Mar-22	3,683,784	13,820	30,492	20	0.8%	32,077	2,123	9,226,392	9,111,459	7,249,569	78.3
	<b>Switzerland</b>	25 Feb 2020	16-Mar-22	3,192,119	-	13,441	-	0.4%	37,227	6,084	6,079,592	5,992,512	3,620,825	68.8
	<b>Austria</b>	25 Feb 2020	17-Mar-22	3,580,572	51,241	5,665	26	0.2%	13,959	3,602	22,146,677	20,817,597	12,352,672	80.7
	<b>Croatia</b>	25 Feb 2020	17-Mar-22	1,079,397	2,032	15,392	9	1.4%	26,537	1,426	2,308,830	2,234,923	594,785	54.8
	<b>Norway</b>	26 Feb 2020	16-Mar-22	1,368,165	-	1,826	-	0.1%	25,583	1,508	4,330,911	4,024,660	2,900,230	73.6
	<b>Romania</b>	26 Feb 2020	17-Mar-22	2,806,881	4,033	64,581	63	2.3%	14,501	1,231	8,147,081	8,077,897		42.2
	<b>Estonia</b>	26 Feb 2020	17-Mar-22	538,673	1,749	2,376	5	0.4%	40,606	3,589	858,475	841,609	451,649	63.5
	<b>Georgia</b>	26 Feb 2020	17-Mar-22	1,639,678	888	16,612	17	1.0%	44,073	1,496	1,584,483	1,252,295	80,818	31.5
	<b>North Macedonia</b>	26 Feb 2020	17-Mar-22	302,548	324	9,162	3	3.0%	14,521	1,306	852,030	834,203	143,397	40.1
	<b>Greece</b>	26 Feb 2020	17-Mar-22	2,732,866	24,256	26,792	62	1.0%	25,502	27,741	7,883,832	7,573,184	5,479,593	73.0
	<b>Denmark</b>	27 Feb 2020	17-Mar-22	2,843,361	7,871	5,300	43	0.2%	48,867	8,077	4,842,496	4,736,628	3,606,911	81.5
	<b>San Marino</b>	27 Feb 2020	14-Mar-22	14,726	-	112	-	0.8%	43,491		24,583	21,841	13,152	64.2
<b>Lithuania</b>	27 Feb 2020	17-Mar-22	980,331	5,180	8,692	16	0.9%	35,177	2,892	1,947,565	1,871,637	915,168	69.6	
<b>Netherlands</b>	27 Feb 2020	17-Mar-22	7,380,902	53,667	21,755	19	0.3%	42,583	4,783	13,453,763	12,361,264	9,054,827	72.0	
<b>Azerbaijan</b>	27 Feb 2020	16-Mar-22	791,077	-	9,633	-	1.2%	7,892	629	5,316,267	4,807,323	2,959,219	47.0	
<b>Belarus</b>	28 Feb 2020	17-Mar-22	946,674	1,789	6,698	10	0.7%	10,000	1,894	5,528,298	4,632,574	275,734	49.1	

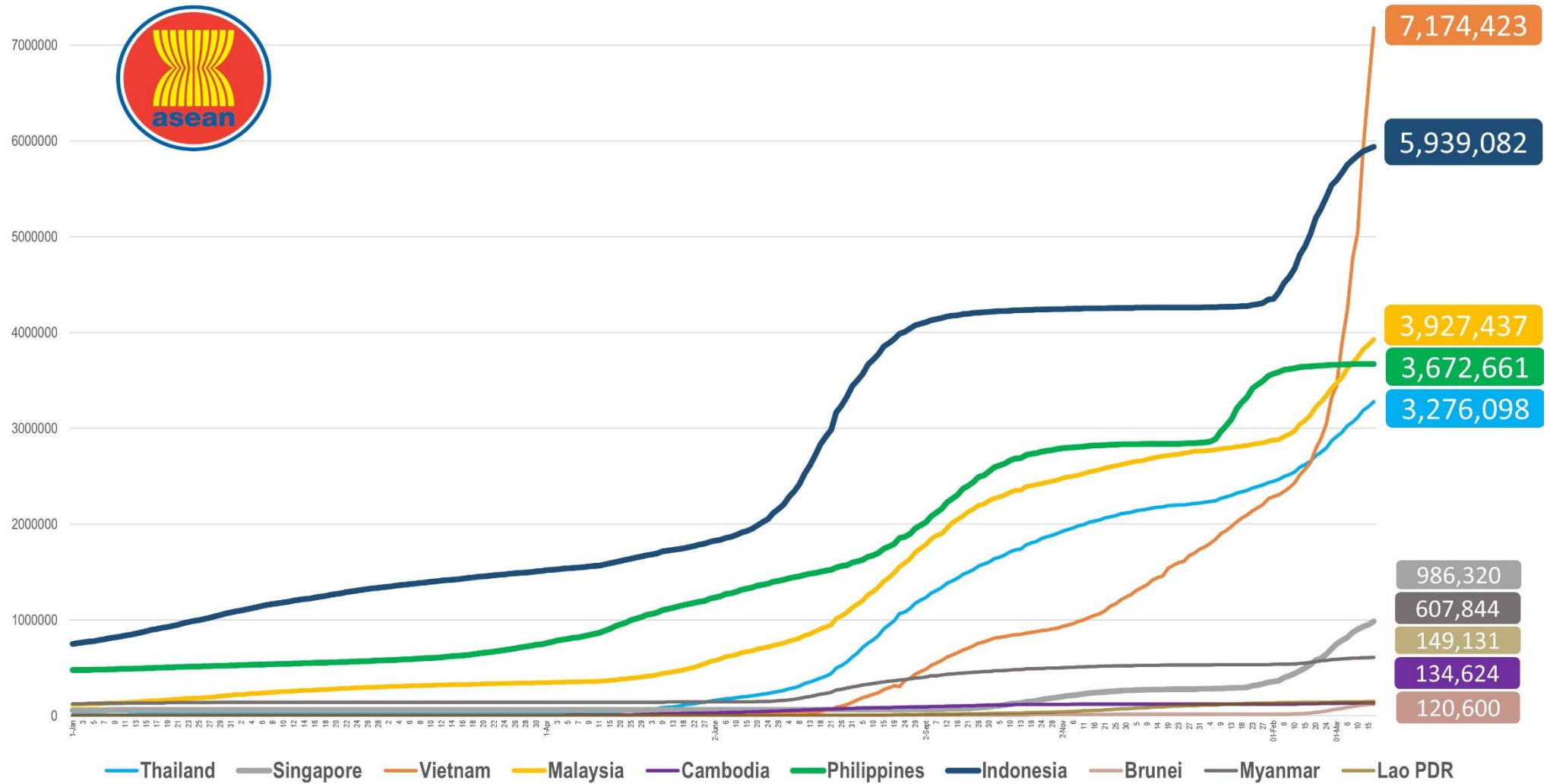
<b>Iceland</b>	28 Feb 2020	17-Mar-22	169,258	1,879	91	4	0.1%	46,845	11,793	309,646	289,886	250,084	78.6
<b>Ireland</b>	28 Feb 2020	16-Mar-22	1,365,467	-	6,638	-	0.5%	27,633	2,641	4,063,016	3,994,662	2,868,884	80.2
<b>Monaco</b>	29 Feb 2020	17-Mar-22	10,015	51	54	1	0.5%	25,703		28,875	25,667	10,598	65.0
<b>Czech Republic</b>	01 Mar 2020	17-Mar-22	3,716,181	8,593	39,271	23	1.1%	34,829	2,775	6,947,854	6,853,592	4,059,326	63.9
<b>Luxembourg</b>	01 Mar 2020	17-Mar-22	197,701	1,405	1,010	2	0.5%	31,893	3,640	479,766	456,085	365,154	71.9
<b>Armenia</b>	01 Mar 2020	17-Mar-22	422,202	47	8,589	2	2.0%	14,275	898	1,087,524	920,978	23,230	31.0
<b>Latvia</b>	02 Mar 2020	17-Mar-22	761,074	5,253	5,484	14	0.7%	39,789	7,296	1,343,288	1,301,157	508,225	69.7
<b>Portugal</b>	02 Mar 2020	10-Mar-22	3,380,263	-	21,285	-	0.6%	32,916	5,267	9,663,542	9,415,073	6,213,268	92.6
<b>Andorra</b>	02 Mar 2020	09-Mar-22	38,794	-	152	-	0.4%	50,289	-	57,797	53,250	24,732	68.8
<b>Liechtenstein</b>	03 Mar 2020	17-Mar-22	14,926	284	81	-	0.5%	39,259	-	26,715	26,386	18,234	69.0
<b>Ukraine</b>	03 Mar 2020	16-Mar-22	4,917,757	-	107,340	-	2.2%	11,080	-	15,729,617	15,221,792	752,581	35.0
<b>Slovenia</b>	04 Mar 2020	17-Mar-22	929,013	3,074	6,428	4	0.7%	44,494	5,018	1,264,261	1,219,468	633,237	58.7
<b>Hungary</b>	04 Mar 2020	17-Mar-22	1,820,767	1,503	44,895	64	2.5%	18,636	1,050	6,399,532	6,180,867	4,067,186	64.2
<b>Poland</b>	04 Mar 2020	17-Mar-22	5,863,414	12,267	113,980	207	1.9%	15,442	1,790	22,560,322	22,293,936	11,544,436	59.0
<b>Faroe Islands</b>	04 Mar 2020	03-Mar-22	34,658	-	28	-	0.1%	71,198	-	41,715	40,895	21,284	83.4
<b>Bosnia and Herzegovina</b>	05 Mar 2020	17-Mar-22	373,799	129	15,661	10	4.2%	11,324	-	943,394	846,080	120,530	25.9
<b>Gibraltar</b>	05 Mar 2020	17-Mar-22	16,105	52	101	-	0.6%	47,788	13,142	42,010	40,966	31,228	121.6
<b>Slovakia</b>	06 Mar 2020	17-Mar-22	1,608,668	11,000	19,040	31	1.2%	29,495	5,585	2,818,516	2,758,978	1,630,454	50.6
<b>Serbia</b>	06 Mar 2020	17-Mar-22	1,949,953	2,362	15,647	14	0.8%	28,077	1,991	3,345,631	3,266,852	1,872,225	47.5
<b>Vatican City</b>	06 Mar 2020	19-Jan-22	29	-	-	-	0.0%	3,149					
<b>Malta</b>	07 Mar 2020	17-Mar-22	73,728	304	619	1	0.8%	14,668	3,703	472,555	465,097	347,315	90.1
<b>Moldova</b>	07 Mar 2020	17-Mar-22	508,908	450	11,358	5	2.2%	19,149		1,074,332	1,049,578	82,869	26.1
<b>Bulgaria</b>	08 Mar 2020	16-Mar-22	1,119,474	-	36,222	-	3.2%	16,048	1,917	2,073,249	2,055,253	707,213	29.8
<b>Albania</b>	09 Mar 2020	17-Mar-22	272,885	81	3,487	-	1.3%	9,561	209	1,275,463	1,208,831	251,024	42.1
<b>Cyprus</b>	09 Mar 2020	17-Mar-22	367,743	3,951	905	1	0.2%	30,682	72,882	687,926	645,292	440,267	72.0
<b>Channel Islands</b>	09 Mar 2020	15-Mar-22	17,849	-	31	-	0.2%	27,364		54,146	51,351	39,278	81.0
<b>Jersey</b>	10 Mar 2020	17-Mar-22	42,675	314	116	-	0.3%	46,993		82,706	79,088	61,009	78.3
<b>Kazakhstan</b>	13 Mar 2020	17-Mar-22	1,304,723	78	13,650	-	1.0%	7,047	-	9,429,301	9,086,602	2,514,071	47.8
<b>Kosovo</b>	13 Mar 2020	17-Mar-22	226,968	51	3,127	1	1.4%	12,650		900,955	818,905	98,890	46.0
<b>Uzbekistan</b>	15 Mar 2020	17-Mar-22	237,384	43	1,637	-	0.7%	707		18,446,210	13,160,671		38.8
<b>Greenland</b>	16 Mar 2020	16-Mar-22	11,901	-	20	-	0.2%	21,167		41,243	38,502		67.7
<b>Montenegro</b>	17 Mar 2020	17-Mar-22	231,927	111	2,696	1	1.2%	37,279		289,221	281,011	96,124	44.7

<b>MIDDLE EAST</b>	<b>Kyrgyzstan</b>	18 Mar 2020	17-Mar-22	200,776	13	2,976	1	1.5%	3,109		1,472,497	1,210,657		18.3	
	<b>Isle of Man</b>	19 Mar 2020	16-Mar-22	25,542	-	81	-	0.3%	30,197		69,466	66,816	52,375		78.2
	<b>Tajikistan</b>	30 Apr 2020	07-Mar-22	17,786	-	125	-	0.7%	191		4,916,961	4,107,682	2,386		42.1
	<b>UAE</b>	29 Jan 2020	17-Mar-22	886,687	386	2,302	-	0.3%	9,075	38,619	9,890,220	9,563,843	4,887,747		95.7
	<b>Iran</b>	19 Feb 2020	17-Mar-22	7,135,719	2,580	139,387	98	2.0%	8,606	1,000	63,589,153	56,247,745	25,204,367		66.2
	<b>Israel</b>	21 Feb 2020	16-Mar-22	3,737,352	-	10,405	-	0.3%	41,282	6,114	6,700,969	6,125,157	5,207,261		65.9
	<b>Lebanon</b>	21 Feb 2020	17-Mar-22	1,086,890	508	10,232	6	0.9%	15,854	-	2,504,820	2,180,156	545,452		32.2
	<b>Kuwait</b>	24 Feb 2020	16-Mar-22	626,609	-	2,552	-	0.4%	14,894	1,706	3,393,521	3,277,287	380,911		75.7
	<b>Oman</b>	24 Feb 2020	17-Mar-22	387,180	171	4,250	-	1.1%	7,783		3,220,696	3,004,483	32,412		57.5
	<b>Bahrain</b>	24 Feb 2020	17-Mar-22	542,305	1,121	1,464	-	0.3%	33,044	5,176	1,231,321	1,212,914	950,713		69.4
	<b>Iraq</b>	24 Feb 2020	17-Mar-22	2,315,134	559	25,119	3	1.1%	5,889	-	9,992,944	6,892,020			16.7
	<b>Qatar</b>	29 Feb 2020	17-Mar-22	359,517	68	677	-	0.2%	12,695	6,109	2,575,934	2,575,934	1,360,901		87.9
	<b>Saudi Arabia</b>	02 Mar 2020	17-Mar-22	749,268	97	9,024	1	1.2%	2,186	933	25,792,668	23,964,566	9,904,609		67.8
	<b>Jordan</b>	02 Mar 2020	15-Mar-22	1,680,179	-	13,959	-	0.8%	16,633	-	4,694,106	4,385,036			42.7
<b>Palestine</b>	05 Mar 2020	15-Mar-22	654,380	-	5,628	-	0.9%	13,967		1,979,151	1,716,216	2,779		32.9	
<b>Syria</b>	22 Mar 2020	16-Mar-22	55,460	-	3,120	-	5.6%	325		2,239,981	1,269,123	3,046		6.9	
<b>Yemen</b>	10 Apr 2020	16-Mar-22	11,797	-	2,140	-	18.1%	40		624,837	384,655			1.3	
<b>AFRICA</b>	<b>Egypt</b>	14 Feb 2020	11-Mar-22	495,373	-	24,277	-	4.9%	493		41,192,990	30,174,310	1,393,678		28.9
	<b>Algeria</b>	25 Feb 2020	17-Mar-22	265,511	15	6,870	1	2.6%	617		7,461,932	6,110,712	436,274		13.7
	<b>Nigeria</b>	28 Feb 2020	17-Mar-22	255,092	91	3,142	-	1.2%	127	38	19,196,245	8,763,392			4.2
	<b>Tunisia</b>	02 Mar 2020	15-Mar-22	1,029,762	-	28,065	-	2.7%	8,805	881	7,168,733	6,341,665	1,158,567		53.1
	<b>Morocco</b>	02 Mar 2020	17-Mar-22	1,162,322	34	16,050	2	1.4%	3,187	236	24,854,067	23,308,809	5,909,798		62.4
	<b>Senegal</b>	02 Mar 2020	17-Mar-22	85,818	3	1,964	-	2.3%	527	90	1,452,996	1,035,675			6.0
	<b>South Africa</b>	05 Mar 2020	17-Mar-22	3,700,484	1,681	99,829	62	2.7%	6,319	440	20,701,915	17,577,118	1,736,027		29.3
	<b>Cameroon</b>	06 Mar 2020	16-Mar-22	119,414	-	1,926	-	1.6%	461		1,074,824	813,530			3.0
	<b>Togo</b>	06 Mar 2020	17-Mar-22	36,871	1	272	-	0.7%	456	130	1,549,440	1,145,453			13.5
	<b>Burkina Faso</b>	09 Mar 2020	20-Feb-22	20,751	-	375	-	1.8%	102	36	2,117,997	1,152,574			5.4
	<b>Democratic Republic of Congo</b>	10 Mar 2020	16-Mar-22	86,426	-	1,335	-	1.5%	100		754,459	442,965			0.5
	<b>Ivory Coast</b>	11 Mar 2020	16-Mar-22	81,626	-	796	-	1.0%	317	94	6,955,366	4,178,108			15.4
	<b>Reunion</b>	11 Mar 2020	15-Mar-22	318,695	-	689	-	0.2%	41,019						
	<b>Ghana</b>	13 Mar 2020	14-Mar-22	160,775	-	1,445	-	0.9%	529	125	8,793,591	4,867,214	133,563		15.3
	<b>Guinea</b>	13 Mar 2020	14-Mar-22	36,435	-	440	-	1.2%	285		3,396,038	2,439,433			18.1
	<b>Gabon</b>	13 Mar 2020	14-Mar-22	47,570	-	303	-	0.6%	2,190	508	299,993	245,649	1,076		10.8
	<b>Sudan</b>	13 Mar 2020	15-Mar-22	61,715	-	4,874	-	7.9%	144	-	5,126,250	2,333,416			5.2
	<b>Kenya</b>	13 Mar 2020	17-Mar-22	323,237	18	5,647	-	1.7%	615	110	11,634,051	7,976,891	265,023		14.5
<b>Ethiopia</b>	13 Mar 2020	17-Mar-22	469,393	64	7,488	-	1.6%	419	42	23,960,213	20,481,066			17.4	
<b>Central African Republic</b>	14 Mar 2020	15-Mar-22	14,649	-	113	-	0.8%	309	-	865,113	824,469			16.8	
<b>Seychelles</b>	14 Mar 2020	16-Mar-22	39,761	-	163	-	0.4%	40,728		84,141	79,921	27,744		80.8	

Rwanda	14 Mar 2020	17-Mar-22	129,623	8	1,458	-	1.1%	1,027	837	8,811,796	7,808,436	2,014,504	58.8
Namibia	14 Mar 2020	16-Mar-22	157,471	-	4,014	-	2.5%	6,313	345	444,529	378,399		14.6
Swaziland	14 Mar 2020	17-Mar-22	69,527	20	1,392	-	2.0%	6,056		384,830	336,066		28.7
Mauritania	14 Mar 2020	15-Mar-22	58,660	-	981	-	1.7%	1,296	266	1,544,003	1,049,189	36,110	22.0
Mayotte	14 Mar 2020	11-Mar-22	36,745	-	187	-	0.5%	23,104					
Equatorial Guinea	15 Mar 2020	17-Mar-22	15,899	1	183	-	1.2%	1,173	292	259,685	207,819		14.3
Republic of Congo	15 Mar 2020	11-Mar-22	24,049	-	378	-	1.6%	447		680,630	640,017		11.3
Benin	16 Mar 2020	16-Mar-22	26,952	-	163	-	0.6%	228	-	2,777,245	2,214,327		17.8
Liberia	16 Mar 2020	14-Mar-22	7,397	-	294	-	4.0%	150		1,116,709	1,084,591		20.9
Tanzania	16 Mar 2020	16-Mar-22	33,773	-	800	-	2.4%	58	-	3,595,010	2,779,782		4.5
Somalia	16 Mar 2020	07-Mar-22	26,400	-	1,348	-	5.1%	171		1,479,158	937,617		5.7
Gambia	17 Mar 2020	14-Mar-22	11,973	-	365	-	3.0%	510	435	330,027	316,887		12.7
Zambia	17 Mar 2020	17-Mar-22	315,623	127	3,962	1	1.3%	1,767	164	2,740,205	2,082,989	33,684	11.0
Mauritius	18 Mar 2020	17-Mar-22	34,890	268	934	-	2.7%	2,757		1,000,474	963,452	540,833	75.7
Djibouti	18 Mar 2020	16-Mar-22	15,572	-	189	-	1.2%	1,599	407	140,287	100,289		10.0
Niger	19 Mar 2020	17-Mar-22	8,788	2	308	-	3.5%	38	18	2,175,283	1,541,167		6.1
Chad	19 Mar 2020	14-Mar-22	7,267	-	190	-	2.6%	46	8	276,118	147,640		0.9
Zimbabwe	20 Mar 2020	17-Mar-22	243,650	285	5,418	1	2.2%	1,664	297	4,410,552	3,438,471	338,260	22.8
Cape Verde	20 Mar 2020	17-Mar-22	55,917	3	401	-	0.7%	10,168		353,747	303,530		54.0
Madagascar	20 Mar 2020	12-Mar-22	63,870	-	1,377	-	2.2%	237	24	1,062,980	1,012,453		3.6
Uganda	21 Mar 2020	15-Mar-22	163,560	-	3,595	-	2.2%	369	58	14,054,059	2,985,472		6.3
Eritrea	21 Mar 2020	14-Mar-22	9,722	-	103	-	1.1%	274					
Angola	21 Mar 2020	16-Mar-22	98,985	-	1,900	-	1.9%	311	98	10,895,481	5,699,666	258,168	16.8
Mozambique	22 Mar 2020	17-Mar-22	225,200	6	2,199	1	1.0%	742	38	13,251,662	11,787,508	138,218	36.7
Libya	24 Mar 2020	17-Mar-22	500,760	134	6,365	4	1.3%	7,389		2,189,571	1,112,795	85,033	16.0
Guinea-Bissau	25 Mar 2020	15-Mar-22	8,071	-	169	-	2.1%	420		519,240	341,270		16.9
Mali	25 Mar 2020	17-Mar-22	30,439	6	727	-	2.4%	155		1,244,934	907,062		4.4
Botswana	30 Mar 2020	25-Feb-22	263,950	-	2,619	-	1.0%	11,458	1,864	1,445,393	1,263,041	158,470	52.7
Sierra Leone	31 Mar 2020	15-Mar-22	7,670	-	125	-	1.6%	98		1,516,460	964,902		11.9
Burundi	31 Mar 2020	16-Mar-22	38,296	-	15	-	0.0%	332	154	10,071	9,530		0.1
Malawi	02 Apr 2020	17-Mar-22	85,539	13	2,624	-	3.1%	459	27	1,536,112	811,786		4.1
South Sudan	05 Apr 2020	16-Mar-22	17,073	-	138	-	0.8%	154	146	475,558	432,091		3.8
Sao Tome and Principe	06 Apr 2020	16-Mar-22	5,938	-	72	-	1.2%	2,761		112,052	79,629	4,296	35.7
Comoros	30 Apr 2020	16-Mar-22	8,074	-	160	-	2.0%	949		341,102	301,218		33.9
Lesotho	13May 2020	14-Mar-22	32,775	-	697	-	2.1%	1,542		782,175	727,528		33.7
			<b>439,663,792</b>	<b>1,658,225</b>	<b>5,738,265</b>	<b>4,021</b>	<b>1.3%</b>						

# COVID-19 Epi curve among ASEAN Countries:

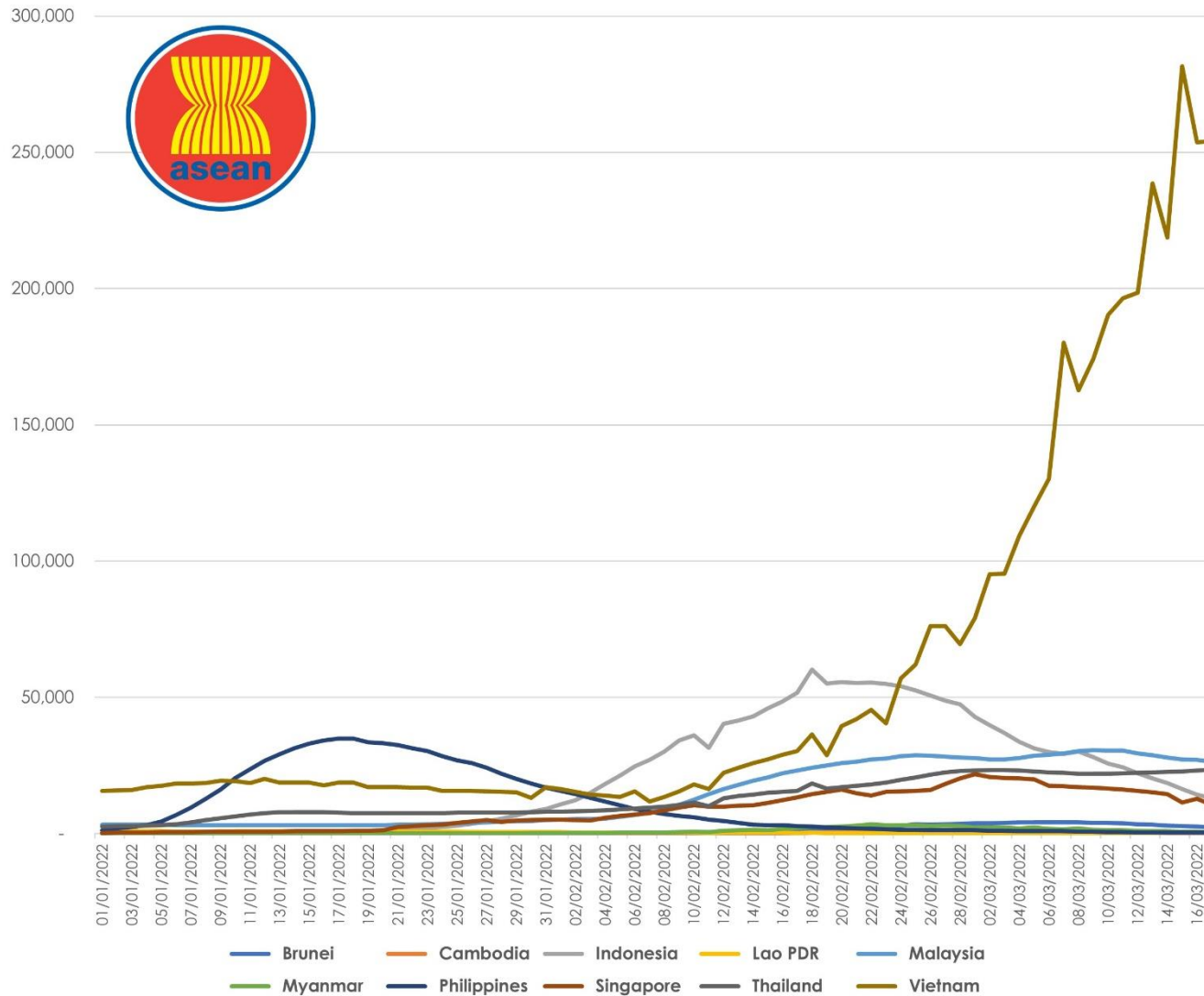
From January 1, 2021 to March 17, 2022



Cumulative cases of COVID-19 in the ASEAN Region as of March 17, 2022 (Report generated by ASEAN Biodiaspora Virtual Center)

# 7-Day Rolling Average of COVID-19 new cases

From January 1, 2022 to March 17, 2022

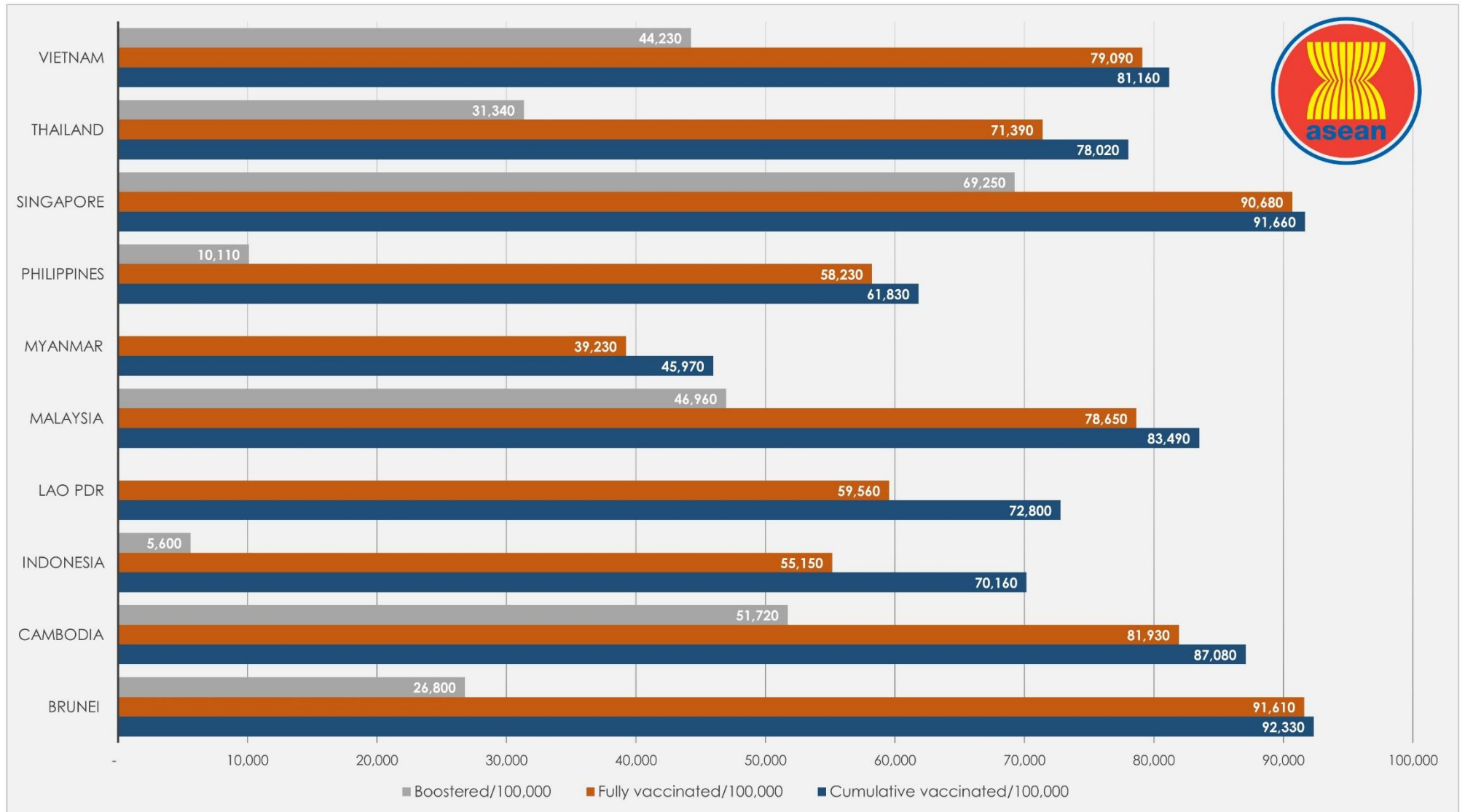


ASEAN Country	New Cases Rate of Change 7-Day Window*	P-value
Brunei	-225.08	0
Cambodia	-21.91	0
Indonesia	-1903.32	0
Lao PDR	53.42	0
Malaysia	-641.58	0
Myanmar	-87.71	0
Philippines	-16.56	0.152
Singapore	-870.1	0.001
Thailand	210.28	0
Vietnam	11651.28	0.032

\*\*Beta coefficient of linear line of best fit; equal to the rate of change in the 7-day rolling average of new cases over the past 7 days (as of March 17, 2022)


# COVID-19 Vaccination Status

as of 17 March 2022



# COVID-19 Outlook Assessment

as of 15 March 2022

 <b>ASEAN MEMBER STATE</b>	REQUIREMENT							
	At least <b>80% of the high-risk population has been vaccinated</b> with at least one dose of a COVID-19 vaccine.		At least <b>65% of the total population has a level of immunity</b> to COVID-19; either recovered from COVID-19 or have been vaccinated with at least one dose of a COVID-19 vaccine.		Case levels are generally low (a 7-day rolling average number of daily new cases that is <10 cases per 100,000, with each day's past-14-day test positivity is consistently <5%).		Government Policy on containment and health (strictness and comprehensiveness in COVID-19 related government policies)	
	% of High risk population fully vaccinated	Population vaccinated/day (7-day average)	% of Total population fully vaccinated / boosted	Population vaccinated/day (7-day average)	Daily cases/100,000	Test positivity last 14 days	Containment and health index score - Oxford COVID-19 Government Response Tracker (OxCGRT)	Change over the past 30 days
Brunei	≥90.0	Unknown	≥90.0/26.8	Unknown	617.18	Unknown	67.9/100	0.0
Cambodia	≥90.0	0%/day	88.1/51.7	0.2%/day	1.07	10.4	37.5/100	0.0
Indonesia	≥90.0	0%/day	58.1/ND	0.18%/day	5.33	13.7	61.6/100	0.0
Lao PDR	≥90.0	0%/day	64.9/ND	0.11%/day	6.97	38.8	78.3/100	+3.6
Malaysia	≥90.0	0%/day	79.1/46.8	0.01%/day	71.96	14.4	58.0/100	0.0
Myanmar	≥90.0	0%/day	40.5/ND	0.17%/day	1.34	6.8	77.7/100	+6.5
Philippines	≥90.0	0%/day	62.6/10.1	Unknown	0.30	4.8	82.4/100	0.0
Singapore	≥90.0	0%/day	87.5/68.3	0.04%/day	197.21	Unknown	74.4/100	0.0
Thailand	≥90.0	0%/day	72.5/31.2	0.02%/day	33.19	34.3	53.3/100	+0.3
Vietnam	87.8	0.04%/day	83.7/43.7	0.04%/day	263.02	100	73.2/100	+1.8





Report generated by  
**ASEAN Biodiaspora Virtual Center (ABVC)**  
 in collaboration with **Bluedot Inc.**  
 Email: [support@biodiaspora.org](mailto:support@biodiaspora.org)

