

COVID-19 Situational Report in the ASEAN Region

ASEAN BioDiaspora Virtual Center (ABVC)

as of February 18, 2022



COVID-19: Highlights and Situation Overview

Global Update

- Worldwide, there have been over 420 million cases and almost 5.9 million deaths attributed to COVID-19.

Regional Update

- Vietnam's Ministry of Health issued its latest guidance on COVID-19 diagnosis and treatment. Accordingly, the patients with no or mild symptoms eligible for home treatment will be no longer subject to quarantine or treatment after seven days if the result of their rapid antigen test, conducted by a health worker or by themselves under a health worker's supervision, turns out negative. If the test result remains positive for the coronavirus SARS-CoV-2 after seven days, the quarantine period will be extended to 10 days for the fully vaccinated individuals and 14 days for those who are not. Healthcare stations in the places managing patients are responsible for certifying their COVID-19 recovery. Meanwhile, the Drug Administration of Vietnam (DAV) under the Ministry of Health on February 17 (Thursday) issued the list of three COVID-19 treatment drugs containing the active ingredient Molnupiravir, which had been granted certificates of registration for conditional circulation. The three drugs are Molravir produced by Boston Vietnam Pharma; Movinavir manufactured by Mekophar Chemical Pharmaceutical; and Molnupiravir Stella produced by Stellapharm J.V Co., Ltd. The DAV also asked the Ministry of Health in provinces and centrally-run cities to direct local medical examination and treatment facilities, medical staff, and drug supply establishments to notify patients of the benefits and risks when using these drugs, treatment methods, other drugs that can replace Molnupiravir in treating COVID-19.
- Singapore's Ministry of Health announced that people who have been identified as close contacts of COVID-19 cases will soon have their self-monitoring and self-test period reduced from seven days to five days. This comes under a revised measure called health risk notice (HRN) which will be initiated on February 18 (Friday). The health risk notice will replace the current health risk warning (HRW) that's issued by the Ministry of Health (MOH) for close contacts of COVID-19 cases. However, those who have already received HRWs should still complete their existing monitoring periods. The Ministry of Health said that the decision to reduce the self-monitoring period comes as individuals infected with the Omicron variant have shown to have a shorter incubation period.

Vaccine Update

- Based on Malaysia's CovidNow portal, a total of 22,941,779 individuals or 97.5% have completed the vaccination and 23,218,655 or 98.7% received at least one dose of the vaccine, while a total of 13,728,147 or 58.3% of the adult population in the country have received the booster dose as of February 17 (Thursday). For adolescents aged between 12 and 17, a total of 2,797,767 individuals or 89.9% of the group have completed the vaccination, while 2,880,352 or 92.6% have received at least one dose of the vaccine. A total of 341,960 or 9.6% of the child population involving children aged between five and 11 years in Malaysia have received the first dose of the COVID-19 vaccine under the National COVID-19 Immunization Programme for Children (PICKids) as of yesterday. On Thursday, a total of 173,669 doses of the vaccine were dispensed, with 54,398 doses, including 51,556 for children aged between five and 11 years, while 1,544 doses were

given as second dose and the remaining (117,727) as booster dose, bringing the cumulative number of vaccine doses administered under PICK to 65,702,191.

Travel Advisories (new update/s)

- Vietnam: According to the new regulations issued by the Ministry of Culture, Sports and Tourism on February 17 for the second phase of the pilot programme, foreign visitors and overseas Vietnamese returning home can take regular commercial flights, instead of charter flights, starting March 15 when Vietnam fully reopens tourism activities. Accordingly, travellers who are tested negative for COVID-19 by the RT-PCR method after the first three days of their tours are allowed to visit places in provinces and cities which are permitted to welcome international holidaymakers, namely Quang Ninh, Da Nang, Quang Nam, Khanh Hoa, Phu Quoc, Binh Dinh and Ho Chi Minh City. Travellers also need travel insurance that covers COVID-19 treatment with a minimum liability of USD 20,000, as compared with USD 50,000 set earlier. Starting March 15, international travellers do not need to register for a tour, but still have to present a certificate of full vaccination or recovery from COVID-19, and negative test results before boarding (24 hours for rapid test and 72 hours for PCR test). Within 24 hours of arrival in Vietnam, travellers must have a negative test result before participating in tourism activities

Cases and Deaths as of 18 February 2022

- As of 18 February 2022 (2PM, GMT+8), worldwide, there were **420,380,052** confirmed cases, including **5,886,369** deaths. Globally, Case Fatality Rate (CFR) was **1.4**.
- In **China**, there were **158,19** confirmed cases with **5,715** deaths, including deaths in Hong Kong (227) and Taiwan (852). Confirmed cases in China include confirmed cases in Hong Kong (30,955), Macau (79) and Taiwan (19,797). CFR was **3.6**.
- **18,496,865 confirmed cases** of COVID-19 have been reported in the ASEAN region with a total of **319,180 deaths**, with a CFR of **1.7**.

REGION	COUNTRY	FIRST CONFIRMED CASE(S)	LATEST REPORT ON CONFIRMED CASE(S)	TOTAL CONFIRMED CASES	NEW CASES (7-Day Rolling Average)	TOTAL DEATHS	NEW DEATHS (7-Day Rolling Average)	CASE FATALITY RATE	CUMULATIVE CASES/ 100,000	NUMBER OF TESTS LAST 14 DAYS/ 100,000	CUMULATIVE VACCINATED	CUMULATIVE FULLY VACCINATED	FULLY VACCINATED / 100
ASEAN REGION	Brunei	10 Mar 20	17-Feb-22	27,599	2,015 (1,161)	98	-	0.4%	6,370		407,042	403,385	91.4
	Cambodia	27 Jan 20	17-Feb-22	124,787	444 (331)	3,015	-	2.4%	757	3,245	14,385,128	13,808,558	81.5
	Indonesia	02 Mar 20	17-Feb-22	5,030,002	63,956 (51,778)	145,828	206 (139)	2.9%	1,859	1,082	188,833,480	137,485,375	49.8
	Lao PDR	24 Mar 20	17-Feb-22	140,353	323 (289)	602	- (3)	0.4%	1,953	153	4,827,386	4,249,958	57.6
	Malaysia	25 Jan 20	17-Feb-22	3,138,215	26,701 (23,256)	32,239	59 (23)	1.0%	9,822	5,015	26,386,024	25,737,748	78.5
	Myanmar	23 Mar 20	17-Feb-22	556,256	2,692 (2,050)	19,319	1 (1)	3.5%	1,029	496	22,810,233	19,745,236	36.0
	Philippines	30 Jan 20	17-Feb-22	3,646,793	2,196 (2,745)	55,330	107 (78)	1.5%	3,373	36	56,110,301	61,626,201	55.5
	Singapore	23 Jan 20	17-Feb-22	533,425	18,545 (10,749)	930	4 (6)	0.2%	9,027		4,948,618	4,823,890	88.5
	Thailand	13 Jan 20	17-Feb-22	2,656,411	17,349 (15,791)	22,541	22 (25)	0.8%	3,815	127	52,916,583	49,280,756	70.5
Vietnam	23 Jan 20	17-Feb-22	2,643,024	36,200 (30,334)	39,278	90 (84)	1.5%	2,740	584	79,216,176	76,182,386	77.6	
				18,496,865	170,421	319,180	489	1.7%					

Note: Population of each member state has remained constant.

- **401,743,936 confirmed cases** of COVID-19 have been reported in **224 countries/states** (other than China, Hong Kong, Taiwan, Macau, and ASEAN countries):

REGION	COUNTRY	FIRST CONFIRMED CASE(S)	LATEST REPORT ON CONFIRMED CASE(S)	TOTAL CONFIRMED CASES	NEW CASES	TOTAL DEATHS	NEW DEATHS	CASE FATALITY RATE	CUMULATIVE CASES/ 100,000	NUMBER OF TESTS LAST 14 DAYS/ 100,000	CUMULATIVE IMMUNIZED	CUMULATIVE FULLY VACCINATED	FULLY VACCINATED / 100
ASIA PACIFIC	Japan	16 Jan 2020	17-Feb-22	4,235,520	95,208	21,124	272	0.5%	3,354	1,461	101,558,939	100,045,212	79.4
	South Korea	20 Jan 2020	17-Feb-22	1,645,978	93,127	7,238	36	0.4%	3,183	4,836	44,768,136	44,261,075	86.3
	Nepal	24 Jan 2020	17-Feb-22	974,857	364	11,911	6	1.2%	3,408	312	18,261,165	16,525,155	55.7
	Australia	25 Jan 2020	17-Feb-22	2,634,178	24,579	4,798	66	0.2%	10,270	3,809	21,943,571	20,393,712	79.1
	Sri Lanka	27 Jan 2020	17-Feb-22	633,051	1,235	15,926	27	2.5%	2,904	352	16,821,707	14,044,375	65.3
	India	30 Jan 2020	17-Feb-22	42,754,315	30,757	510,413	541	1.2%	3,129	1,211	960,091,888	761,473,602	54.7
	Afghanistan	24 Feb 2020	17-Feb-22	171,673	154	7,524	11	4.4%	451		4,723,416	4,043,580	10.2
	Pakistan	26 Feb 2020	17-Feb-22	1,494,293	2,870	29,917	40	2.0%	690	279	122,046,024	94,523,444	42.0
	New Zealand	28 Feb 2020	17-Feb-22	25,050	1,541	53	-	0.2%	509	4,410	4,234,695	3,948,146	77.0
	Bhutan	05 Mar 2020	17-Feb-22	8,683	386	5	-	0.1%	1,138	14,764	594,872	572,425	73.4
	Maldives	07 Mar 2020	17-Feb-22	162,974	805	290	1	0.2%	30,695	9,242	398,010	370,594	68.2
	Bangladesh	08 Mar 2020	17-Feb-22	1,926,570	3,539	28,907	20	1.5%	1,182	256	95,440,321	59,711,538	35.9
	Mongolia	10 Mar 2020	17-Feb-22	459,183	874	2,152	3	0.5%	14,237	3,868	2,270,545	2,171,826	65.2
	Turkey	10 Mar 2020	17-Feb-22	13,266,265	92,406	91,646	258	0.7%	15,901	5,296	57,596,845	52,672,756	61.9
	French Polynesia	12 Mar 2020	14-Feb-22	53,551	-	636	-	1.2%	19,174		182,726	166,049	58.8
	Guam	15 Mar 2020	16-Feb-22	41,386	-	315	-	0.8%	24,738		148,395	133,741	79.4
	New Caledonia	17 Mar 2020	17-Feb-22	42,848	1,167	287	-	0.7%	14,888		186,918	178,121	61.8
	Fiji	18 Mar 2020	16-Feb-22	63,543	-	823	-	1.3%	7,140	175	666,202	616,991	68.3
Papua New Guinea	21 Mar 2020	15-Feb-22	39,035	-	628	-	1.6%	445	-	297,688	236,924	2.6	
Timor Leste	21 Mar 2020	17-Feb-22	22,138	91	125	1	0.6%	1,712	2,157	674,828	568,544	42.3	
Northern Mariana Islands	28 Mar 2020	16-Feb-22	7,927	-	25	-	0.3%	13,855		44,932	42,596	82.2	
North Korea	24 Jul 2020	25-Jul-20	1	-	-	-	0.0%	0					

	Solomon Islands	03 Oct 2020	17-Feb-22	5,043	133	68	3	1.3%	753		197,796	80,001	11.4
	Wallis et Futuna	17 Oct 2020	03-Dec-21	454	-	7	-	1.5%	2,833		6,151	6,136	55.3
	Marshall Islands	26 Oct 2020	06-Jan-22	7	-	-	-	0.0%	12		27,874	23,655	30.4
	Vanuatu	11 Nov 2020	14-Dec-21	7	-	1	-	14.3%	2		110,235	73,810	23.5
	Samoa	18 Nov 2020	02-Feb-22	33	-	-	-	0.0%	17		145,589	129,850	64.9
	Micronesia	11 Jan 2021	11-Jan-21	1	-	-	-	0.0%	1		57,908	46,184	45.1
	Palau	31 May 2021	17-Feb-22	3,425	50	5	-	0.1%	19,019		20,116	17,590	81.7
	Tonga	05 Nov 2021	17-Feb-22	210	69	-	-	0.0%	201		74,004	64,680	60.6
	Kiribati	25 Jan 2022	17-Feb-22	2,757	20	9	-	0.3%	2,344		74,579	46,015	37.9
AMERICAS	USA	21 Jan 2020	17-Feb-22	79,910,916	102,273	955,411	2,808	1.2%	24,345	1,559	252,400,057	213,435,209	64.3
	Canada	25 Jan 2020	17-Feb-22	3,222,337	5,389	35,858	68	1.1%	8,479	1,464	32,495,669	30,687,748	80.6
	Brazil	26 Feb 2020	16-Feb-22	27,819,996	-	641,096	-	2.3%	13,138	229	174,949,012	152,751,771	71.4
	Mexico	28 Feb 2020	16-Feb-22	5,344,840	-	314,128	-	5.9%	4,190	57	84,782,507	78,528,456	60.3
	Saint Martin	01 Mar 2020	12-Feb-22	9,774	-	63	-	0.6%	25,720				
	Ecuador	01 Mar 2020	15-Feb-22	800,320	-	35,038	-	4.4%	4,607	457	14,720,847	13,445,061	75.2
	Dominican Republic	01 Mar 2020	17-Feb-22	570,889	253	4,354	3	0.8%	5,316	461	7,043,796	5,844,147	53.4
	Chile	03 Mar 2020	17-Feb-22	2,747,552	37,698	40,936	201	1.5%	14,497	7,140	17,709,763	17,104,902	89.0
	Argentina	03 Mar 2020	17-Feb-22	8,799,858	16,650	124,924	159	1.4%	19,582	782	40,100,846	35,584,341	78.0
	Peru	05 Mar 2020	17-Feb-22	3,466,309	9,520	208,789	167	6.0%	10,662	2,679	25,214,266	23,163,230	69.4
	Costa Rica	06 Mar 2020	17-Feb-22	779,323	4,005	7,874	27	1.0%	15,440	819	4,119,679	3,747,136	72.9
	Colombia	06 Mar 2020	17-Feb-22	6,035,143	4,013	137,733	147	2.3%	11,989	790	40,959,950	32,850,895	64.1
	French Guiana	06 Mar 2020	17-Feb-22	77,414	27	386	1	0.5%	39,597				
	Martinique	06 Mar 2020	16-Feb-22	108,349	-	861	-	0.8%	25,029				
	Paraguay	07 Mar 2020	17-Feb-22	632,444	1,726	18,116	37	2.9%	8,978	1,337	3,718,003	3,145,443	43.6
	Panama	10 Mar 2020	17-Feb-22	747,916	1,221	7,993	6	1.1%	17,613	3,104	3,178,000	2,527,728	57.7
	Bolivia	10 Mar 2020	16-Feb-22	887,089	-	21,342	-	2.4%	7,705	718	6,824,607	5,451,936	46.1
Honduras	11 Mar 2020	16-Feb-22	406,872	-	10,608	-	2.6%	4,175		5,190,314	4,399,117	43.7	
Cuba	11 Mar 2020	17-Feb-22	1,063,481	733	8,482	5	0.8%	9,384	-	10,592,857	9,860,083	87.1	
Guyana	11 Mar 2020	17-Feb-22	62,537	72	1,203	1	1.9%	7,989	-	427,680	320,221	40.5	
Jamaica	12 Mar 2020	17-Feb-22	127,377	83	2,769	14	2.2%	4,320	597	758,522	640,109	21.5	

St Vincent and the Grenadines	12 Mar 2020	14-Feb-22	6,727	-	103	-	1.5%	6,083	262	34,930	28,782	25.9
Saint Lucia	13 Mar 2020	17-Feb-22	22,426	157	353	-	1.6%	12,269		57,517	51,738	28.1
Trinidad and Tobago	13 Mar 2020	17-Feb-22	121,683	412	3,544	9	2.9%	8,723	-	738,364	698,274	49.8
Venezuela	13 Mar 2020	16-Feb-22	508,968	-	5,572	-	1.1%	1,785		22,157,232	14,287,370	49.8
Guatemala	13 Mar 2020	17-Feb-22	749,257	4,503	16,709	30	2.2%	4,513	653	7,096,019	5,499,833	30.1
Uruguay	13 Mar 2020	17-Feb-22	800,833	5,517	6,838	18	0.9%	23,134	5,857	2,952,866	2,704,712	77.6
Curacao	13 Mar 2020	17-Feb-22	38,608	78	260	-	0.7%	24,507		106,379	97,976	59.5
Puerto Rico	13 Mar 2020	16-Feb-22	469,745	-	4,055	-	0.9%	14,709		3,028,034	2,581,720	80.8
Suriname	13 Mar 2020	16-Feb-22	77,450	-	1,304	-	1.7%	13,322	245	265,523	234,389	39.6
Antigua and Barbuda	13 Mar 2020	17-Feb-22	7,395	53	135	1	1.8%	7,614	-	63,244	60,492	61.3
Guadeloupe	13 Mar 2020	09-Feb-22	119,534	-	808	-	0.7%	26,983				
Cayman Islands	13 Mar 2020	09-Feb-22	17,687	-	16	-	0.1%	27,233		59,441	57,627	86.7
Aruba	14 Mar 2020	16-Feb-22	33,544	-	198	-	0.6%	31,552		87,157	80,234	74.9
Bahamas	15 Mar 2020	16-Feb-22	33,005	-	768	-	2.3%	8,474	1,100	162,601	153,291	38.6
US Virgin Islands	16 Mar 2020	16-Feb-22	15,246	-	108	-	0.7%	14,298		67,199	55,784	52.5
Sint Maarten	17 Mar 2020	15-Feb-22	9,505	-	84	-	0.9%	23,335		27,743	25,679	59.1
Montserrat	17 Mar 2020	08-Feb-22	163	-	2	-	1.2%	1,745		1,842	1,697	34.1
Barbados	17 Mar 2020	17-Feb-22	52,909	272	307	2	0.6%	18,434		159,619	148,589	51.7
El Salvador	18 Mar 2020	16-Feb-22	147,786	-	4,027	-	2.7%	2,290	654	4,554,203	4,233,066	64.9
Nicaragua	18 Mar 2020	15-Feb-22	17,895	-	219	-	1.2%	273		5,371,365	3,822,334	57.0
Bermuda	18 Mar 2020	14-Feb-22	11,246	-	121	-	1.1%	17,594		46,961	46,041	74.2
Haiti	19 Mar 2020	16-Feb-22	30,121	-	809	-	2.7%	267	-	143,733	93,809	0.8
Dominica	22 Mar 2020	16-Feb-22	10,728	-	55	-	0.5%	14,940		31,995	29,352	40.7
Grenada	22 Mar 2020	17-Feb-22	13,452	39	214	-	1.6%	12,010		42,742	37,182	32.9
Belize	23 Mar 2020	17-Feb-22	55,975	172	633	-	1.1%	14,340	-	233,554	205,264	50.7
Turks and Caicos Islands	23 Mar 2020	15-Feb-22	5,832	-	35	-	0.6%	15,271		30,801	28,811	73.5
Saint Kitts and Nevis	24 Mar 2020	16-Feb-22	5,511	-	40	-	0.7%	10,433	1,369	27,984	26,048	48.7
British Virgin Islands	25 Mar 2020	03-Feb-22	5,928	-	61	-	1.0%	19,740		18,786	17,236	56.7

	Anguilla	26 Mar 2020	16-Feb-22	2,506	-	9	-	0.4%	18,908		10,230	9,500	62.8
	Caribbean Netherlands	01 Apr 2020	16-Feb-22	7,455	-	31	-	0.4%	41,389		19,109	16,736	63.3
	Falkland Islands	03 Apr 2020	11-Feb-22	90	-	-	-	0.0%	3,412		2,632	1,775	50.3
	Saint Pierre and Miquelon	05 Apr 2020	17-Feb-22	1,047	5	1	-	0.1%	14,932				
	Saint Barthelemy	25 Jul 2020	10-Feb-22	3,687	-	6	-	0.2%	43,633				
EUROPE	France	24 Jan 2020	17-Feb-22	22,068,635	92,345	136,142	287	0.6%	32,909	6,054	53,925,645	52,081,731	77.3
	Germany	27 Jan 2020	17-Feb-22	13,170,903	228,085	121,447	244	0.9%	15,843	3,123	63,334,238	62,360,957	74.3
	Finland	29 Jan 2020	17-Feb-22	600,718	7,953	2,265	23	0.4%	10,882	2,188	4,466,204	4,209,310	75.9
	Italy	30 Jan 2020	17-Feb-22	12,323,398	58,055	152,282	320	1.2%	20,438	11,510	50,550,476	47,056,504	78.0
	Russian Federation	31 Jan 2020	17-Feb-22	14,840,502	180,622	343,173	790	2.3%	10,279	7,387	78,200,456	71,431,686	49.0
	Spain	31 Jan 2020	17-Feb-22	10,778,607	34,213	97,710	360	0.9%	22,896	2,405	41,016,935	38,391,658	82.1
	Sweden	31 Jan 2020	17-Feb-22	2,418,560	4,097	16,733	52	0.7%	23,514	1,453	7,796,228	7,558,474	74.4
	United Kingdom of Great Britain	31 Jan 2020	17-Feb-22	18,499,058	51,352	160,221	183	0.9%	27,679	11,544	52,531,292	48,796,561	71.5
	Belgium	05 Feb 2020	17-Feb-22	3,473,015	12,714	29,832	54	0.9%	30,242	3,615	9,192,153	8,994,224	77.3
	Switzerland	25 Feb 2020	17-Feb-22	2,636,886	19,851	13,117	12	0.5%	30,751	7,293	6,074,090	5,955,545	68.3
	Austria	25 Feb 2020	17-Feb-22	2,393,576	30,914	14,503	32	0.6%	26,964	67,555	6,781,590	6,525,616	72.2
	Croatia	25 Feb 2020	17-Feb-22	1,032,033	4,461	14,679	47	1.4%	25,373	3,039	2,302,752	2,221,069	54.4
	Norway	26 Feb 2020	17-Feb-22	1,103,956	17,342	1,548	-	0.1%	20,643	4,532	4,325,570	4,012,398	73.4
	Romania	26 Feb 2020	17-Feb-22	2,629,090	15,374	62,188	125	2.4%	13,582	4,244	8,127,352	8,028,480	42.0
	Estonia	26 Feb 2020	17-Feb-22	441,941	6,493	2,148	9	0.5%	33,314	7,542	856,390	835,680	63.1
	Georgia	26 Feb 2020	17-Feb-22	1,511,800	15,644	15,729	46	1.0%	40,636	4,621	1,550,088	1,237,539	31.1
	North Macedonia	26 Feb 2020	17-Feb-22	290,915	1,118	8,851	22	3.0%	13,963	-	850,807	831,524	39.9
	Greece	26 Feb 2020	17-Feb-22	2,255,421	19,501	25,095	94	1.1%	21,047	29,001	7,830,598	7,430,451	71.7
	Denmark	27 Feb 2020	17-Feb-22	2,367,611	38,442	4,207	44	0.2%	40,691	22,570	4,845,362	4,740,067	81.5
	San Marino	27 Feb 2020	14-Feb-22	13,988	-	110	-	0.8%	41,311		24,570	21,777	64.0
Lithuania	27 Feb 2020	17-Feb-22	842,277	6,874	8,210	10	1.0%	30,223	8,080	1,945,083	1,867,534	69.4	
Netherlands	27 Feb 2020	17-Feb-22	5,963,238	56,378	21,449	17	0.4%	34,404	6,554	13,442,717	12,345,562	71.9	
Azerbaijan	27 Feb 2020	17-Feb-22	764,202	4,449	9,157	30	1.2%	7,624	1,896	5,273,971	4,768,299	46.6	

Belarus	28 Feb 2020	17-Feb-22	859,884	8,248	6,313	18	0.7%	9,083	2,689	5,387,508	4,372,737	46.3
Iceland	28 Feb 2020	17-Feb-22	99,764	3,141	58	-	0.1%	27,612	4,814	309,168	288,150	78.1
Ireland	28 Feb 2020	17-Feb-22	1,260,329	4,758	6,402	111	0.5%	25,505	3,667	4,039,871	3,941,878	79.1
Monaco	29 Feb 2020	17-Feb-22	9,128	17	49	-	0.5%	23,427		28,875	25,667	65.0
Czech Republic	01 Mar 2020	17-Feb-22	3,468,364	17,046	38,050	59	1.1%	32,507	8,960	6,936,707	6,826,291	63.7
Luxembourg	01 Mar 2020	17-Feb-22	176,736	559	982	3	0.6%	28,511	4,261	477,852	451,488	71.1
Armenia	01 Mar 2020	17-Feb-22	411,878	1,723	8,253	24	2.0%	13,925	2,513	1,067,296	876,951	29.6
Latvia	02 Mar 2020	17-Feb-22	556,891	11,595	5,073	12	0.9%	29,114	12,853	1,341,068	1,295,667	69.4
Portugal	02 Mar 2020	17-Feb-22	3,148,387	16,488	20,708	42	0.7%	30,658	14,149	9,641,283	9,289,886	91.4
Andorra	02 Mar 2020	17-Feb-22	37,522	70	150	-	0.4%	48,640	2,371	57,709	53,104	68.7
Liechtenstein	03 Mar 2020	17-Feb-22	10,911	89	75	-	0.7%	28,699	-	26,695	26,240	68.6
Ukraine	03 Mar 2020	17-Feb-22	4,637,260	33,330	103,824	259	2.2%	10,448	1,696	15,631,687	15,064,511	34.7
Slovenia	04 Mar 2020	17-Feb-22	868,142	4,756	6,152	16	0.7%	41,579	1,116	1,263,061	1,216,384	58.5
Hungary	04 Mar 2020	17-Feb-22	1,738,944	8,578	42,966	115	2.5%	17,799	3,594	6,384,828	6,146,028	63.8
Poland	04 Mar 2020	17-Feb-22	5,495,615	29,124	109,205	318	2.0%	14,473	3,486	22,459,895	22,026,636	58.3
Faroe Islands	04 Mar 2020	16-Feb-22	30,571	-	24	-	0.1%	62,802	26,778	41,713	40,890	83.4
Bosnia and Herzegovina	05 Mar 2020	17-Feb-22	367,025	575	15,232	70	4.2%	11,119	-	943,394	846,080	25.9
Gibraltar	05 Mar 2020	17-Feb-22	14,792	86	101	-	0.7%	43,892		41,691	40,813	121.1
Slovakia	06 Mar 2020	17-Feb-22	1,306,967	18,443	18,179	34	1.4%	23,963	10,764	2,815,123	2,726,269	50.0
Serbia	06 Mar 2020	17-Feb-22	1,867,836	6,423	14,666	55	0.8%	26,895	3,820	3,340,616	3,255,977	47.4
Vatican City	06 Mar 2020	19-Jan-22	29	-	-	-	0.0%	3,149				
Malta	07 Mar 2020	17-Feb-22	70,437	109	594	-	0.8%	14,013	4,359	468,132	460,052	89.1
Moldova	07 Mar 2020	17-Feb-22	490,751	1,852	11,041	32	2.2%	18,466		989,897	1,025,126	25.5
Bulgaria	08 Mar 2020	17-Feb-22	1,059,192	4,626	34,884	105	3.3%	15,184	3,814	1,904,143	2,032,358	29.5
Albania	09 Mar 2020	17-Feb-22	269,301	361	3,430	7	1.3%	9,435	279	1,262,067	1,181,246	41.1
Cyprus	09 Mar 2020	17-Feb-22	300,435	2,200	802	4	0.3%	25,066	85,950	686,385	642,293	71.7
Channel Islands	09 Mar 2020	17-Feb-22	12,970	105	31	-	0.2%	19,884		54,146	51,351	81.0
Jersey	10 Mar 2020	17-Feb-22	35,301	229	108	-	0.3%	38,873		82,377	78,403	77.6
Kazakhstan	13 Mar 2020	17-Feb-22	1,295,250	1,349	13,494	-	1.0%	6,996	-	9,315,067	8,894,995	46.8
Kosovo	13 Mar 2020	17-Feb-22	224,069	508	3,081	3	1.4%	12,488		897,602	811,944	45.6
Uzbekistan	15 Mar 2020	17-Feb-22	234,600	241	1,612	3	0.7%	699		18,221,843	12,598,509	37.1

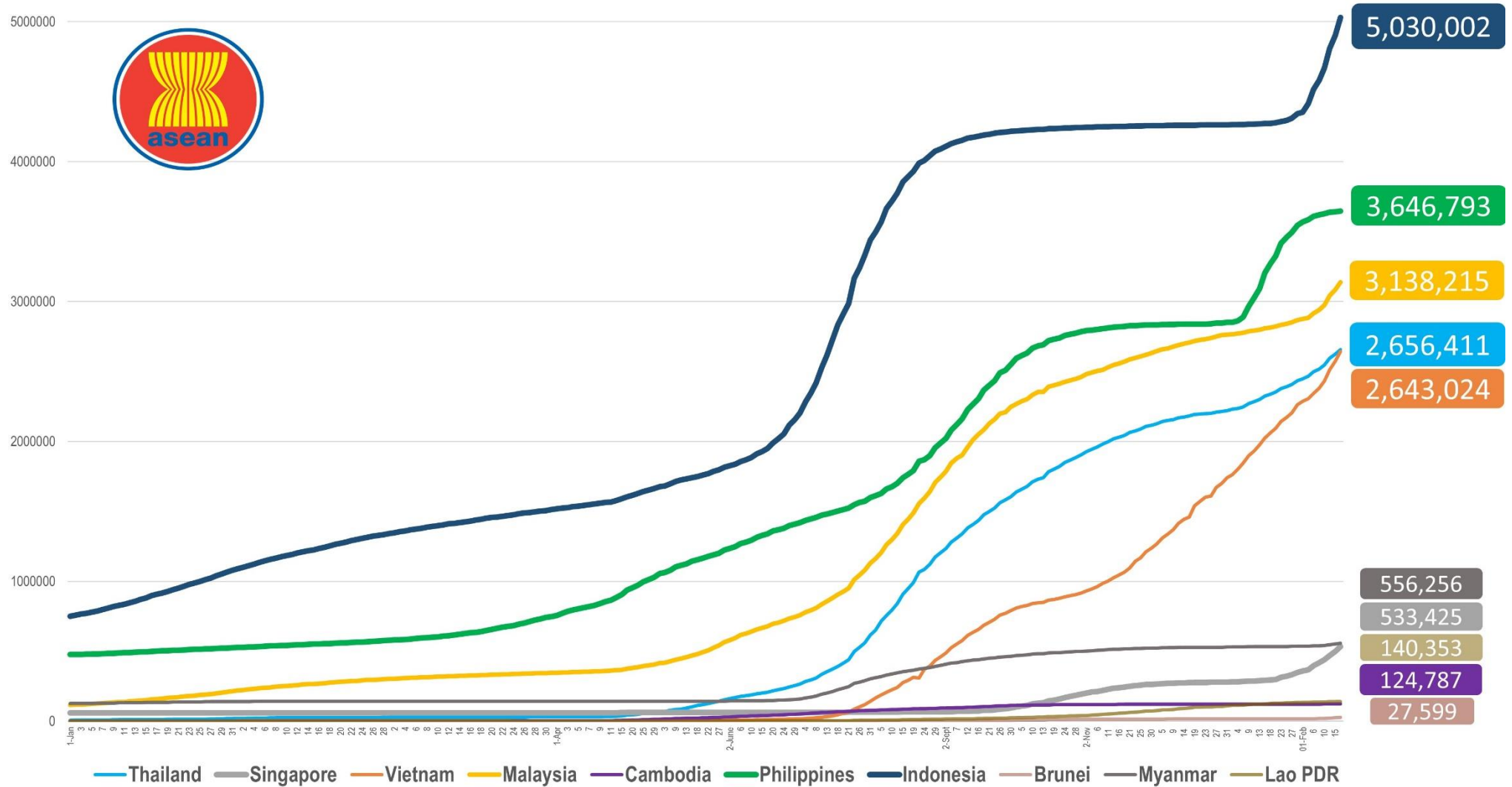
	Greenland	16 Mar 2020	17-Feb-22	11,547	119	10	-	0.1%	20,537		41,229	38,474	67.7
	Montenegro	17 Mar 2020	17-Feb-22	227,859	386	2,646	2	1.2%	36,625		288,037	279,354	44.5
	Kyrgyzstan	18 Mar 2020	17-Feb-22	200,214	39	2,937	2	1.5%	3,101		1,396,564	1,129,620	17.0
	Isle of Man	19 Mar 2020	16-Feb-22	22,217	-	77	-	0.3%	26,266		69,323	66,376	77.7
	Tajikistan	30 Apr 2020	16-Feb-22	17,385	-	124	-	0.7%	187		4,659,726	3,871,743	39.7
MIDDLE EAST	UAE	29 Jan 2020	17-Feb-22	872,210	895	2,290	1	0.3%	8,927	53,837	9,890,335	9,415,599	94.2
	Iran	19 Feb 2020	17-Feb-22	6,894,110	17,545	134,420	182	1.9%	8,315	1,266	61,770,138	54,897,594	64.6
	Israel	21 Feb 2020	17-Feb-22	3,508,222	16,257	9,768	81	0.3%	38,751	16,046	6,696,863	6,115,569	65.8
	Lebanon	21 Feb 2020	17-Feb-22	1,035,209	5,211	9,909	19	1.0%	15,100	-	2,472,856	2,107,939	31.1
	Kuwait	24 Feb 2020	17-Feb-22	609,453	1,501	2,525	1	0.4%	14,486	6,816	3,376,127	3,374,933	78.0
	Oman	24 Feb 2020	17-Feb-22	372,060	1,440	4,225	4	1.1%	7,479		3,194,312	2,979,513	57.0
	Bahrain	24 Feb 2020	17-Feb-22	481,512	3,762	1,433	1	0.3%	29,340	19,381	1,227,305	1,197,343	68.5
	Iraq	24 Feb 2020	17-Feb-22	2,286,451	2,246	24,824	32	1.1%	5,816	508	9,589,248	6,570,825	16.0
	Qatar	29 Feb 2020	17-Feb-22	352,894	447	660	2	0.2%	12,461	-	2,360,308	2,218,292	75.7
	Saudi Arabia	02 Mar 2020	17-Feb-22	735,958	1,569	8,978	1	1.2%	2,148	3,390	25,792,668	23,964,566	67.8
	Jordan	02 Mar 2020	17-Feb-22	1,541,379	15,107	13,608	23	0.9%	15,259	6,496	4,630,227	4,293,498	41.8
	Palestine	05 Mar 2020	17-Feb-22	627,956	2,928	5,357	18	0.9%	13,403		2,079,315	1,530,174	29.3
	Syria	22 Mar 2020	16-Feb-22	53,148	-	3,038	-	5.7%	311		2,125,205	1,163,125	6.4
	Yemen	10 Apr 2020	17-Feb-22	11,718	11	2,114	1	18.0%	40		610,183	368,448	1.2
AFRICA	Egypt	14 Feb 2020	17-Feb-22	463,370	2,071	23,580	61	5.1%	462		39,317,370	28,777,097	27.6
	Algeria	25 Feb 2020	17-Feb-22	263,369	375	6,772	10	2.6%	612		7,403,900	6,003,539	13.5
	Nigeria	28 Feb 2020	16-Feb-22	254,137	-	3,141	-	1.2%	126	31	14,834,559	5,446,849	2.6
	Tunisia	02 Mar 2020	17-Feb-22	974,214	2,754	27,295	62	2.8%	8,330	979	7,121,535	6,293,533	52.7
	Morocco	02 Mar 2020	17-Feb-22	1,157,637	636	15,855	22	1.4%	3,174	424	24,800,057	23,234,829	62.2
	Senegal	02 Mar 2020	17-Feb-22	85,495	26	1,958	1	2.3%	525	104	1,421,720	1,008,421	5.9
	South Africa	05 Mar 2020	16-Feb-22	3,648,978	-	97,520	-	2.7%	6,231	518	20,516,392	17,455,668	29.1
	Cameroon	06 Mar 2020	17-Feb-22	119,107	432	1,920	5	1.6%	460		837,860	663,317	2.4
	Togo	06 Mar 2020	17-Feb-22	36,710	6	271	-	0.7%	454	117	1,415,448	1,075,383	12.7
	Burkina Faso	09 Mar 2020	17-Feb-22	20,743	14	375	-	1.8%	102	22	1,169,097	771,895	3.6
	Democratic Republic of Congo	10 Mar 2020	16-Feb-22	85,822	-	1,316	-	1.5%	99		440,134	253,900	0.3
	Ivory Coast	11 Mar 2020	17-Feb-22	81,282	29	791	-	1.0%	316	105	5,546,012	3,028,763	11.2
	Reunion	11 Mar 2020	15-Feb-22	278,494	-	603	-	0.2%	35,845				
	Ghana	13 Mar 2020	08-Feb-22	158,159	-	1,431	-	0.9%	520	55	7,473,144	4,570,431	14.4
	Guinea	13 Mar 2020	16-Feb-22	36,354	-	438	-	1.2%	285		3,531,742	1,875,830	13.9
	Gabon	13 Mar 2020	17-Feb-22	47,467	21	302	-	0.6%	2,185	687	284,889	234,169	10.3
	Sudan	13 Mar 2020	16-Feb-22	59,939	-	3,831	-	6.4%	140		4,408,196	1,983,137	4.4
	Kenya	13 Mar 2020	17-Feb-22	322,614	69	5,633	-	1.7%	614	117	8,259,019	7,125,646	13.0
	Ethiopia	13 Mar 2020	17-Feb-22	467,975	115	7,430	1	1.6%	418	58	10,122,093	1,836,345	1.6

Central African Republic	14 Mar 2020	14-Feb-22	14,187	-	113	-	0.8%	299	6	619,646	594,847	12.1
Seychelles	14 Mar 2020	15-Feb-22	38,766	-	159	-	0.4%	39,709		83,419	78,598	79.5
Rwanda	14 Mar 2020	17-Feb-22	129,345	8	1,454	2	1.1%	1,024	1,046	8,560,560	7,044,723	53.1
Namibia	14 Mar 2020	17-Feb-22	156,913	41	3,997	1	2.5%	6,290	488	429,742	365,083	14.1
Swaziland	14 Mar 2020	17-Feb-22	68,925	25	1,386	-	2.0%	6,003		378,854	336,066	28.7
Mauritania	14 Mar 2020	17-Feb-22	58,593	9	975	2	1.7%	1,295	443	1,505,964	1,009,599	21.1
Mayotte	14 Mar 2020	11-Feb-22	36,572	-	187	-	0.5%	22,995				
Equatorial Guinea	15 Mar 2020	17-Feb-22	15,870	1	182	-	1.1%	1,170	283	251,474	204,181	14.1
Republic of Congo	15 Mar 2020	14-Feb-22	23,874	-	375	-	1.6%	444		622,886	583,609	10.3
Benin	16 Mar 2020	16-Feb-22	26,567	-	163	-	0.6%	225		2,269,942	1,767,745	14.2
Liberia	16 Mar 2020	15-Feb-22	7,360	-	290	-	3.9%	149		1,116,709	1,084,591	20.9
Tanzania	16 Mar 2020	15-Feb-22	33,549	-	796	-	2.4%	58		2,545,391	1,716,894	2.8
Somalia	16 Mar 2020	15-Feb-22	26,260	-	1,345	-	5.1%	170		1,354,850	870,006	5.3
Gambia	17 Mar 2020	16-Feb-22	11,924	-	365	-	3.1%	508	114	317,855	304,688	12.3
Zambia	17 Mar 2020	17-Feb-22	310,474	319	3,941	2	1.3%	1,738	197	806,611	1,787,728	9.5
Mauritius	18 Mar 2020	17-Feb-22	28,689	281	762	-	2.7%	2,267		947,513	909,900	71.5
Djibouti	18 Mar 2020	15-Feb-22	15,535	-	189	-	1.2%	1,596		131,370	91,410	9.1
Niger	19 Mar 2020	17-Feb-22	8,728	4	303	-	3.5%	37		1,442,884	1,025,950	4.1
Chad	19 Mar 2020	07-Feb-22	7,214	-	190	-	2.6%	45	15	267,953	138,854	0.8
Zimbabwe	20 Mar 2020	17-Feb-22	232,213	350	5,379	1	2.3%	1,586	217	4,327,084	3,357,098	22.2
Cape Verde	20 Mar 2020	16-Feb-22	55,856	-	400	-	0.7%	10,157		346,572	291,201	51.8
Madagascar	20 Mar 2020	12-Feb-22	62,844	-	1,335	-	2.1%	233	130	978,718	926,543	3.3
Uganda	21 Mar 2020	15-Feb-22	162,901	-	3,577	-	2.2%	368	95	12,742,231	2,219,214	4.7
Eritrea	21 Mar 2020	17-Feb-22	9,681	1	103	-	1.1%	273				
Angola	21 Mar 2020	17-Feb-22	98,585	17	1,899	-	1.9%	310	43	10,241,793	5,088,239	15.0
Mozambique	22 Mar 2020	17-Feb-22	224,815	24	2,189	-	1.0%	740	66	10,759,191	9,022,900	28.1
Libya	24 Mar 2020	17-Feb-22	480,945	2,457	6,169	13	1.3%	7,096		2,101,417	1,049,306	15.1
Guinea-Bissau	25 Mar 2020	16-Feb-22	7,889	-	164	-	2.1%	411		506,823	335,557	16.7
Mali	25 Mar 2020	17-Feb-22	30,321	18	717	-	2.4%	154		1,077,715	711,564	3.4
Botswana	30 Mar 2020	17-Feb-22	261,913	1,422	2,608	5	1.0%	11,369	-	1,376,754	1,124,733	46.9
Sierra Leone	31 Mar 2020	16-Feb-22	7,661	-	125	-	1.6%	98		1,208,855	737,209	9.1
Burundi	31 Mar 2020	17-Feb-22	37,947	24	15	-	0.0%	329	181	8,452	8,001	0.1
Malawi	02 Apr 2020	17-Feb-22	85,134	28	2,600	1	3.1%	457	39	1,511,574	788,297	4.0
South Sudan	05 Apr 2020	16-Feb-22	16,903	-	137	-	0.8%	153	41	325,688	277,166	2.4
Sao Tome and Principe	06 Apr 2020	16-Feb-22	5,922	-	71	-	1.2%	2,754		88,983	61,405	27.5
Comoros	30 Apr 2020	17-Feb-22	8,012	2	160	-	2.0%	942		341,102	296,859	33.4
Lesotho	13May 2020	14-Feb-22	32,434	-	696	-	2.1%	1,526		782,175	727,528	33.7

401,743,936 1,708,194 5,561,478 9,639 1.4%

COVID-19 Epi curve among ASEAN Countries:

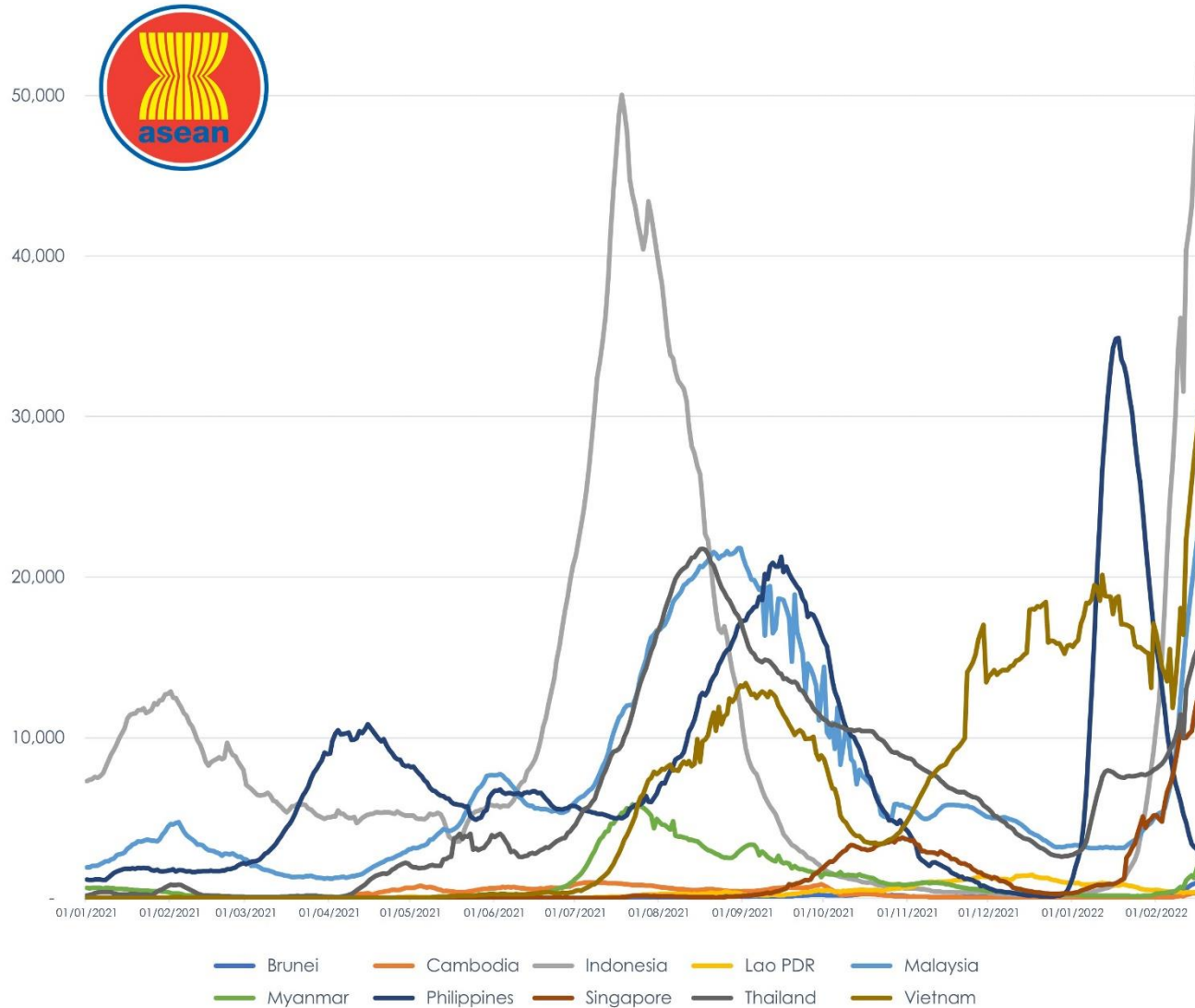
From January 1, 2021 to February 17, 2022



Cumulative cases of COVID-19 in the ASEAN Region as of February 17, 2022 (Report generated by ASEAN Biodiaspora Virtual Center)

7-Day Rolling Average of COVID-19 new cases

From January 1, 2021 to February 17, 2022

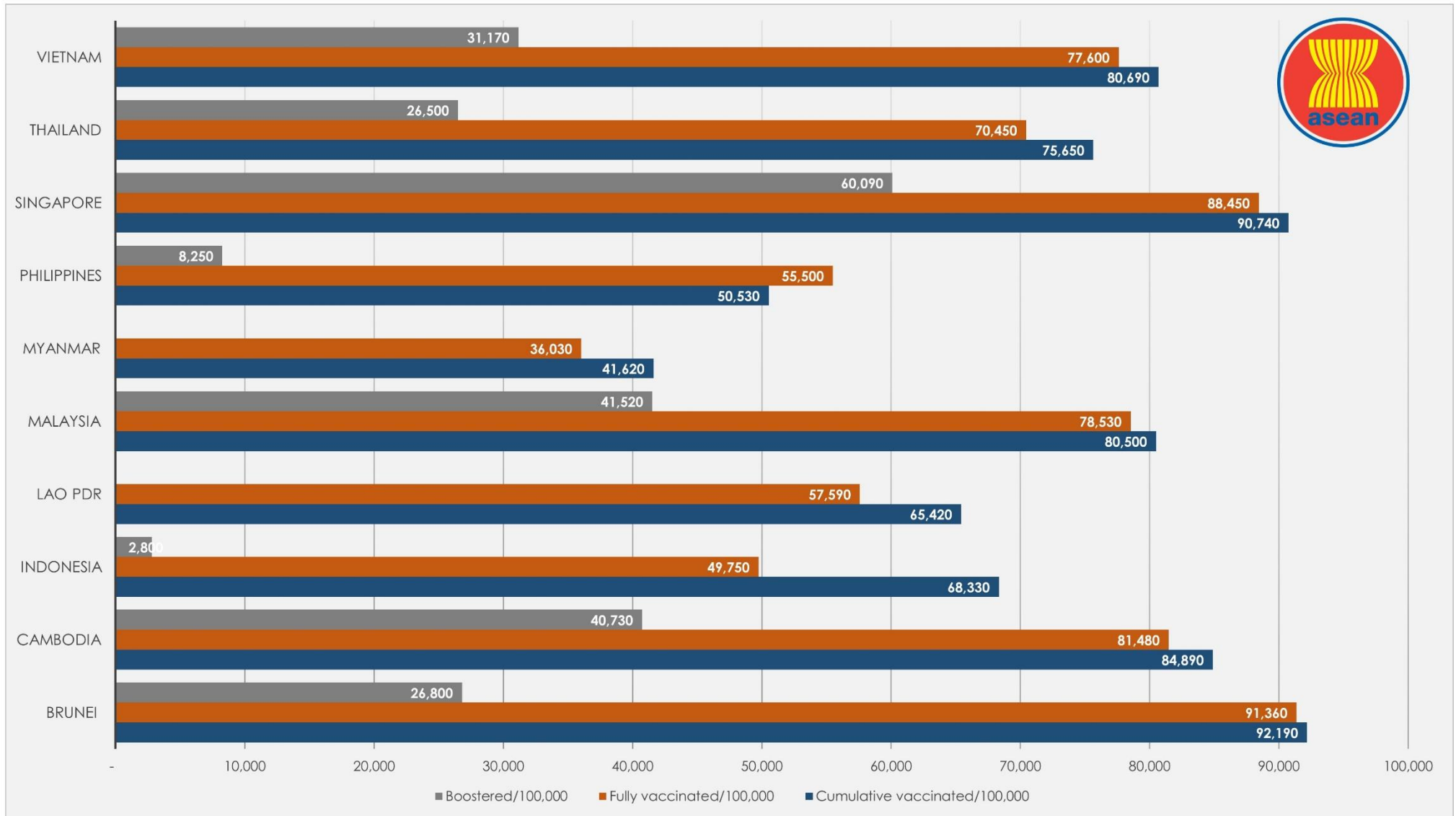


ASEAN Country	New Cases Rate of Change 7-Day Window*	P-value
Brunei	113.8	0
Cambodia	31.65	0.002
Indonesia	2894.2	0.001
Lao PDR	-6.47	0.291
Malaysia	1444.43	0
Myanmar	201.13	0.002
Philippines	-411.27	0
Singapore	283.58	0.06
Thailand	829.96	0.004
Vietnam	2069.62	0.001

**Beta coefficient of linear line of best fit; equal to the rate of change in the 7-day rolling average of new cases over the past 7 days (as of February 17, 2022)

COVID-19 Vaccination Status


as of 17 February 2022



Note: Philippine data on "Cumulative People Vaccinated" not updated

COVID-19 Outlook Assessment

as of 15 February 2022

 ASEAN MEMBER STATE	REQUIREMENT							
	At least 80% of the high-risk population has been vaccinated with at least one dose of a COVID-19 vaccine.		At least 65% of the total population has a level of immunity to COVID-19; either recovered from COVID-19 or have been vaccinated with at least one dose of a COVID-19 vaccine.		Case levels are generally low (a 7-day rolling average number of daily new cases that is <10 cases per 100,000, with each day's past-14-day test positivity is consistently <5%).		Government Policy on containment and health (strictness and comprehensiveness in COVID-19 related government policies)	
	% of High risk population fully vaccinated	Population vaccinated/day (7-day average)	% of Total population fully vaccinated	Population vaccinated/day (7-day average)	Daily cases/100,000	Test positivity last 14 days	Containment and health index score - Oxford COVID-19 Government Response Tracker (OxCGRT)	Change over the past 30 days
Brunei	≥90.0	Unknown	≥90.0	Unknown	222.19	Unknown	67.9/100	0.0
Cambodia	≥90.0	0%/day	87.6	0.02%/day	1.85	5.9	48.5/100	0.0
Indonesia	≥90.0	0%/day	52.3	0.25%/day	17.90	13.3	63.4/100	0.0
Lao PDR	≥90.0	0%/day	62.7	Unknown	4.93	29.8	74.8/100	+6.6
Malaysia	≥90.0	0%/day	79.0	0%/day	69.39	6.4	64.9/100	0.0
Myanmar	≥90.0	unknown-	36.3	Unknown	3.43	3.6	69.4/100	0.0
Philippines	≥90.0	0%/day	59.6	1.43%/day	2.83	34.7	82.4/100	+4.2
Singapore	≥90.0	0%/day	85.5	0.11%/day	172.93	unknown	74.4	+10.1
Thailand	≥90.0	0%/day	71.5	0.05%/day	22.16	17.3	53.0/100	-6.0
Vietnam	86.3	unknown	82.2	Unknown	29.94	43	71.4/100	-3.0



Report generated by
ASEAN Biodiaspora Virtual Center (ABVC)
 in collaboration with **Bluedot Inc.**
 Email: support@biodiaspora.org

