

COVID-19 Situational Report in the ASEAN Region

ASEAN Biodiaspora Virtual Center (ABVC)

as of August 18, 2021



Canada



COVID-19: Highlights and Situation Overview

Global Update

- Worldwide, there have been over 209 million cases and over 4 million deaths attributed to COVID-19.

Regional Update

- Laos' Ministry of Health has confirmed 207 new cases of COVID-19 on August 17, bringing the total number of cases in the country to 10,648. The same day, the ministry said that the two cases of Delta plus variant of COVID-19 were detected among workers returning from neighboring countries. Laos' Central Committee for COVID-19 Prevention and Control said that the country will continue to strictly implement preventive measures that were issued previously while studying other solutions suitable to the actual situation. The committee has requested relevant agencies to mobilize human resources, especially health workers, to support provinces with many new infections.
- Cambodia's Ministry of Health issued a public health notice requiring people in 15 provinces to wear masks and follow social distancing measures from August 16 until further notice due to the emergence of community infections. He requested the authorities at all levels take measures to ensure strict mask requirements in public and social distancing must be observed to prevent the further spread of COVID-19. According to Cambodia's Ministry of Health, in the past 24 hours, the country recorded 14 more deaths and 556 cases of COVID-19, including 167 imported cases and 389 community infections. As of August 17, Cambodia detected a total of 86,597 COVID-19 cases of COVID-19, of which 81,918 have recovered and 1,718 have died.
- Singapore authorities announced that starting August 19 (Thursday), up to 50% of the workforce can return to workplaces. As the COVID-19 situation in Singapore stabilizes and with vaccination rates climbing, companies in Singapore are preparing for a partial return to the office with some intending to retain flexible working arrangements.

Vaccine Update

- Malaysia's Special Committee on COVID-19 Vaccine Supply (JKJAV) reported that the country has administered 525,111 Covid-19 vaccine doses on Tuesday (August 17). JKJAV reported that 184,972 people received their first dose while 340,139 individuals received their second dose. Johor administered the most first doses with 33,092 jabs given, followed by Sabah (30,602), Terengganu (19,825) and Penang (14,926). For second doses, Selangor administered 85,192 jabs, followed by Kuala Lumpur (54,230), Johor (39,474) and Sabah (28,342). JKJAV said that since the National COVID-19 Immunization Programme had begun, a total of 28,827,742 COVID-19 vaccine doses had been administered in the country. It added that so far, 74.5% of the adult population had received at least one dose while 48.7% of the adult population had received both doses and completed their inoculations.
- Philippines' government is looking at administering COVID-19 vaccine full doses from other brands on vaccinees who received the Sputnik V vaccine as the first dose. Earlier, the chief of the Food and Drug Administration (FDA) said that the AstraZeneca vaccine may be used as the second dose for those who have received the first jab of the Sputnik V vaccine if the arrival into the country of the Russian-made vaccine as second doses will be delayed. The government, however, is following up with the supplier of the Sputnik V vaccines for the second dose and assured the public not to worry if the second dose of the vaccine is further delayed as the government has "contingency plans."

Travel Advisories (new update/s)

- Malaysia: The State National Security Council announced that Sabah is unlikely to lift its inter-district travel ban for now, even for those who have received two COVID-19 vaccine doses, due to the high number of cases and low vaccination rates. However, relevant agencies, including the state government, Sabah Health Department and state disaster management committee would consider the number of daily cases and various other factors before lifting the ban.

Cases and Deaths as of 18 August 2021

- As of 18 August 2021 (2PM, GMT+8), worldwide, there were **209,537,276** confirmed cases, including **4,396,895** deaths. Globally, Case Fatality Rate (CFR) was **2.1**.
- In **China**, there were **122,455** confirmed cases with **5,669** deaths, including deaths in Hong Kong (212) and Taiwan (821). Confirmed cases in China include confirmed cases in Hong Kong (12,040), Macau (63), and Taiwan (15,880). CFR was **4.6**.
- 8,868,836 confirmed cases** of COVID-19 have been reported in the ASEAN region with a total of **193,395 deaths**, with a CFR of **2.2**.

REGION	COUNTRY	FIRST CONFIRMED CASE(S)	LATEST REPORT ON CONFIRMED CASE(S)	TOTAL CONFIRMED CASES	NEW CASES (7-DAY ROLLING AVERAGE)	TOTAL DEATHS	NEW DEATHS (7-DAY ROLLING AVERAGE)	CASE FATALITY RATE	CUMULATIVE CASES/ 100,000	NUMBER OF TESTS LAST 14 DAYS/ 100,000	CUMULATIVE VACCINATED	CUMULATIVE FULLY VACCINATED	FULLY VACCINATED / 100,000
ASEAN REGION	Brunei	10-Mar-20	17-Aug-21	852	65 (64)	3	-	0.4%	197		162,199	52,186	11,930
	Cambodia	27-Jan-20	17-Aug-21	86,597	556 (528)	1,718	14 (17)	2.0%	525	-	8,948,377	7,250,849	43,370
	Indonesia	02-Mar-20	17-Aug-21	3,892,479	20,741 (24,808)	120,013	1,180 (1,342)	3.1%	1,438	668	54,382,680	28,524,986	10,430
	Lao PDR	24-Mar-20	17-Aug-21	10,648	207 (253)	9	-	0.1%	149	-	1,662,994	1,455,478	20,010
	Malaysia	25-Jan-20	17-Aug-21	1,444,270	19,631 (20,643)	13,077	293 (274)	0.9%	4,520	6,150	17,252,314	11,060,317	34,170
	Myanmar	23-Mar-20	17-Aug-21	360,291	3,306 (3,247)	13,623	178 (198)	3.8%	667	189	1,840,758	1,527,284	2,810
	Philippines	30-Jan-20	17-Aug-21	1,765,675	9,829 (12,788)	30,462	96 (177)	1.7%	1,633	596	15,565,411	12,743,082	11,630
	Singapore	23-Jan-20	17-Aug-21	66,281	56 (56)	45	1	0.1%	1,162	7,164	4,507,848	4,169,030	71,260
	Thailand	13-Jan-20	17-Aug-21	948,442	20,128 (21,784)	7,973	239 (198)	0.8%	1,362	-	18,370,997	5,228,157	7,490
	Vietnam	23-Jan-20	17-Aug-21	293,301	18,257 (9,772)	6,472	698 (388)	2.2%	304	990	13,869,728	1,401,834	1,440
				8,868,836	92,776	193,395	2,699	2.2%					

- 200,545,985 confirmed cases** of COVID-19 have been reported in **222 countries/states** (other than China, Hong Kong, Taiwan, Macau, and ASEAN countries):

REGION	COUNTRY	FIRST CONFIRMED CASE(S)	LATEST REPORT ON CONFIRMED CASE(S)	TOTAL CONFIRMED CASES	NEW CASES	TOTAL DEATHS	NEW DEATHS	CASE FATALITY RATE	CUMULATIVE CASES/ 100,000	NUMBER OF TESTS LAST 14 DAYS/ 100,000	CUMULATIVE IMMUNIZED	CUMULATIVE FULLY VACCINATED	FULLY VACCINATED/ 100,000
ASIA PACIFIC	Japan	16 Jan 2020	17-Aug-21	1,179,670	16,230	15,423	43	1.3%	934	966	63,231,125	47,819,864	37,810
	South Korea	20 Jan 2020	17-Aug-21	226,854	1,373	2,173	6	1.0%	439	628	23,050,358	9,996,839	19,500
	Nepal	24 Jan 2020	17-Aug-21	737,294	2,456	10,354	27	1.4%	2,577	336	4,716,936	3,490,065	11,980

Australia	25 Jan 2020	17-Aug-21	40,097	482	967	1	2.4%	156	10,958	9,971,748	5,367,178	21,050
Sri Lanka	27 Jan 2020	17-Aug-21	365,683	7,075	6,434	171	1.8%	1,677	814	11,879,851	4,616,266	21,560
India	30 Jan 2020	17-Aug-21	32,285,101	35,201	432,552	440	1.3%	2,363	1,721	428,681,772	121,838,266	8,830
Afghanistan	24 Feb 2020	17-Aug-21	152,363	120	7,043	12	4.6%	401		770,302	219,159	560
Pakistan	26 Feb 2020	17-Aug-21	1,105,300	3,221	24,573	95	2.2%	510	294	39,942,040	12,361,408	5,600
New Zealand	28 Feb 2020	16-Aug-21	2,926	-	26	-	0.9%	60	1,155	1,444,895	848,406	17,590
Bhutan	05 Mar 2020	16-Aug-21	2,577	-	3	-	0.1%	338	-	534,468	475,661	61,650
Maldives	07 Mar 2020	17-Aug-21	79,419	130	222	-	0.3%	14,958	9,733	349,136	295,872	54,740
Bangladesh	08 Mar 2020	17-Aug-21	1,433,396	7,535	24,547	198	1.7%	879	342	15,567,318	5,425,319	3,290
Mongolia	10 Mar 2020	17-Aug-21	184,950	1,298	884	4	0.5%	5,735	-	2,218,058	2,022,529	61,690
Turkey	10 Mar 2020	17-Aug-21	6,118,508	21,692	53,507	183	0.9%	7,334	-	44,187,137	33,140,399	39,290
French Polynesia	12 Mar 2020	16-Aug-21	30,541	-	211	-	0.7%	10,935		108,287	81,793	29,120
Guam	15 Mar 2020	16-Aug-21	9,018	-	143	-	1.6%	5,391		110,754	100,821	60,820
New Caledonia	17 Mar 2020	31-Jul-21	134	-	-	-	0.0%	47		73,556	65,466	22,930
Fiji	18 Mar 2020	17-Aug-21	41,177	590	405	11	1.0%	4,627	-	533,705	211,496	23,590
Papua New Guinea	21 Mar 2020	15-Aug-21	17,832	-	193	-	1.1%	203	-	91,962	21,090	240
Timor Leste	21 Mar 2020	17-Aug-21	12,929	247	38	5	0.3%	1,000	614	327,855	115,874	8,790
Northern Mariana Islands	28 Mar 2020	28-May-21	183	-	2	-	1.1%	320		33,853	30,919	54,360
North Korea	24 Jul 2020	25-Jul-20	1	-	-	-	0.0%	0				
Solomon Islands	03 Oct 2020	16-Apr-21	20	-	-	-	0.0%	3		48,883	14,437	2,100
Wallis et Futuna	17 Oct 2020	06-May-21	445	-	7	-	1.6%	2,777		4,821	4,713	41,910
Marshall Islands	26 Oct 2020	17-Nov-20	4	-	-	-	0.0%	7		20,706	17,976	30,770
Vanuatu	11 Nov 2020	21-Apr-21	4	-	1	-	25.0%	1		29,321	1,721	560
Samoa	18 Nov 2020	12-Feb-21	3	-	-	-	0.0%	2		79,072	32,178	16,220
Micronesia	11 Jan 2021	11-Jan-21	1	-	-	-	0.0%	1		37,536	32,057	30,930
Palau	31 May 2021	14-Jun-21	2	-	-	-	0.0%	11		15,815	13,648	76,220

AMERICAS													
	USA	21 Jan 2020	17-Aug-21	37,790,612	53,626	639,436	638	1.7%	11,513	2,585	198,595,349	168,689,357	50,440
	Canada	25 Jan 2020	17-Aug-21	1,456,679	735	26,715	11	1.8%	3,833	2,107	27,434,284	24,237,435	64,220
	Brazil	26 Feb 2020	16-Aug-21	20,385,471	-	569,826	-	2.8%	9,627	-	121,838,235	51,152,090	24,060
	Mexico	28 Feb 2020	16-Aug-21	3,108,438	-	248,652	-	8.0%	2,437	306	54,532,420	29,402,096	22,800
	Saint Martin	01 Mar 2020	06-Aug-21	2,713	-	39	-	1.4%	7,139				
	Ecuador	01 Mar 2020	12-Aug-21	493,767	-	31,870	-	6.5%	2,842	116	9,956,777	4,785,653	27,120
	Dominican Republic	01 Mar 2020	17-Aug-21	346,510	51	3,985	-	1.2%	3,227	272	5,672,584	4,462,896	41,140
	Chile	03 Mar 2020	17-Aug-21	1,630,330	398	36,438	18	2.2%	8,602	3,754	14,209,874	13,026,883	68,150
	Argentina	03 Mar 2020	16-Aug-21	5,088,271	-	109,105	-	2.1%	11,323	621	26,643,961	10,165,290	22,490
	Peru	05 Mar 2020	16-Aug-21	2,134,365	-	197,487	-	9.3%	6,565	-	9,215,626	6,920,113	20,990
	Costa Rica	06 Mar 2020	17-Aug-21	434,081	1,932	5,269	14	1.2%	8,600	1,325	2,780,658	862,851	16,940
	Colombia	06 Mar 2020	17-Aug-21	4,874,169	3,247	123,688	108	2.5%	9,683	1,418	20,669,967	13,749,209	27,020
	French Guiana	06 Mar 2020	16-Aug-21	32,180	-	200	-	0.6%	16,460				
	Martinique	06 Mar 2020	10-Aug-21	27,255	-	166	-	0.6%	6,296				
	Paraguay	07 Mar 2020	16-Aug-21	456,842	-	15,455	-	3.4%	6,485	390	1,837,008	286,989	4,020
	Panama	10 Mar 2020	16-Aug-21	448,268	-	6,962	-	1.6%	10,556	1,950	2,693,410	846,049	19,610
	Bolivia	10 Mar 2020	15-Aug-21	482,428	-	18,185	-	3.8%	4,190	444	2,989,471	2,046,562	17,530
	Honduras	11 Mar 2020	16-Aug-21	319,831	-	8,440	-	2.6%	3,282		2,326,420	966,469	9,760
	Cuba	11 Mar 2020	17-Aug-21	536,609	9,772	4,156	68	0.8%	4,735	-	4,819,327	3,037,064	26,810
	Guyana	11 Mar 2020	16-Aug-21	23,575	-	578	-	2.5%	3,012		287,837	147,128	18,710
	Jamaica	12 Mar 2020	17-Aug-21	59,088	630	1,320	9	2.2%	2,004	722	256,890	135,115	4,560
	St Vincent and the Grenadines	12 Mar 2020	16-Aug-21	2,317	-	12	-	0.5%	2,095		15,799	10,034	9,040
	Saint Lucia	13 Mar 2020	16-Aug-21	6,475	-	95	-	1.5%	3,542		33,474	26,063	14,190
	Trinidad and Tobago	13 Mar 2020	16-Aug-21	41,955	-	1,188	-	2.8%	3,008	677	454,088	320,425	22,900
	Venezuela	13 Mar 2020	16-Aug-21	319,955	-	3,815	-	1.2%	1,122		2,900,000	1,100,000	3,870
	Guatemala	13 Mar 2020	16-Aug-21	413,797	-	11,189	-	2.7%	2,492	670	2,713,722	535,522	2,990
	Uruguay	13 Mar 2020	17-Aug-21	383,505	118	6,007	3	1.6%	11,078	4,131	2,626,174	2,409,143	69,350
	Curacao	13 Mar 2020	17-Aug-21	14,686	84	135	1	0.9%	9,322		94,439	84,698	51,610
	Puerto Rico	13 Mar 2020	16-Aug-21	158,825	-	2,667	-	1.7%	4,973		2,267,166	1,959,314	61,350
	Suriname	13 Mar 2020	16-Aug-21	26,641	-	685	-	2.6%	4,582		193,505	86,948	14,820

Antigua and Barbuda	13 Mar 2020	15-Aug-21	1,397	-	43	-	3.1%	1,438	-	39,039	32,026	32,700
Guadeloupe	13 Mar 2020	13-Aug-21	31,861	-	264	-	0.8%	7,192				
Cayman Islands	13 Mar 2020	12-Aug-21	651	-	2	-	0.3%	1,002		50,682	48,512	73,820
Aruba	14 Mar 2020	17-Aug-21	13,511	105	121	-	0.9%	12,709		74,271	67,762	63,470
Bahamas	15 Mar 2020	16-Aug-21	16,668	-	313	-	1.9%	4,280		62,863	47,580	12,100
US Virgin Islands	16 Mar 2020	16-Aug-21	5,326	-	41	-	0.8%	4,995		48,765	39,421	37,660
Sint Maarten	17 Mar 2020	17-Aug-21	3,227	-	41	-	1.3%	7,922		24,797	22,287	51,970
Montserrat	17 Mar 2020	15-Aug-21	23	-	1	-	4.3%	246		1,460	1,368	27,370
Barbados	17 Mar 2020	17-Aug-21	4,581	33	48	-	1.0%	1,596		101,099	85,672	29,810
El Salvador	18 Mar 2020	16-Aug-21	90,129	-	2,804	-	3.1%	1,397	-	3,242,244	1,992,941	30,730
Nicaragua	18 Mar 2020	10-Aug-21	10,251	-	197	-	1.9%	157		608,713	358,057	5,400
Bermuda	18 Mar 2020	13-Aug-21	2,663	-	33	-	1.2%	4,166		42,074	41,223	66,200
Haiti	19 Mar 2020	16-Aug-21	20,585	-	579	-	2.8%	183		20,251	371	-
Dominica	22 Mar 2020	16-Aug-21	953	-	-	-	0.0%	1,327		21,063	19,732	27,410
Grenada	22 Mar 2020	16-Aug-21	188	-	1	-	0.5%	168		21,963	17,158	15,250
Belize	23 Mar 2020	16-Aug-21	15,010	-	344	-	2.3%	3,845	3,159	147,830	60,660	15,260
Turks and Caicos Islands	23 Mar 2020	14-Aug-21	2,568	-	19	-	0.7%	6,724		25,621	23,486	60,660
Saint Kitts and Nevis	24 Mar 2020	17-Aug-21	681	-	3	-	0.4%	1,289	2,168	24,030	20,094	37,780
British Virgin Islands	25 Mar 2020	17-Aug-21	2,561	9	37	-	1.4%	8,528		16,739	11,438	37,830
Anguilla	26 Mar 2020	16-Aug-21	137	-	-	-	0.0%	1,034		9,492	8,965	59,760
Caribbean Netherlands	01 Apr 2020	16-Aug-21	1,756	-	17	-	1.0%	9,749		5,726	1,665	6,350
Falkland Islands	03 Apr 2020	04-Aug-21	66	-	-	-	0.0%	2,502		2,632	1,775	50,960
Saint Pierre and Miquelon	05 Apr 2020	10-Aug-21	30	-	-	-	0.0%	428				
Saint Barthelemy	25 Jul 2020	06-Aug-21	1,336	-	2	-	0.1%	15,811				
EUROPE												
France	24 Jan 2020	17-Aug-21	6,504,978	28,114	112,864	111	1.7%	9,700		46,219,615	35,526,110	52,580
Germany	27 Jan 2020	17-Aug-21	3,852,332	5,383	92,403	19	2.4%	4,634	708	52,678,353	47,826,330	57,080
Finland	29 Jan 2020	17-Aug-21	118,647	665	995	-	0.8%	2,149	4,229	3,854,638	2,377,242	42,900
Italy	30 Jan 2020	17-Aug-21	4,449,606	5,268	128,510	54	2.9%	7,379	4,315	40,805,120	34,605,605	57,240

Russian Federation	31 Jan 2020	17-Aug-21	6,642,559	20,958	172,110	805	2.6%	4,601	4,326	40,915,730	32,593,961	22,330
Spain	31 Jan 2020	17-Aug-21	4,733,602	14,336	82,739	144	1.7%	10,055	2,298	34,716,227	29,794,008	63,720
Sweden	31 Jan 2020	17-Aug-21	1,112,958	1,030	14,657	-	1.3%	10,821		6,639,319	4,792,566	47,450
United Kingdom of Great Britain	31 Jan 2020	17-Aug-21	6,322,241	26,628	131,149	170	2.1%	9,460	13,458	47,333,702	40,703,581	59,960
Belgium	05 Feb 2020	17-Aug-21	1,154,879	1,420	25,299	3	2.2%	10,056	5,113	8,289,555	7,654,578	66,050
Switzerland	25 Feb 2020	17-Aug-21	744,106	3,152	10,929	4	1.5%	8,678	2,583	4,786,560	4,299,730	49,680
Austria	25 Feb 2020	17-Aug-21	670,372	866	10,757	-	1.6%	7,552	46,063	5,396,102	5,015,795	55,690
Croatia	25 Feb 2020	17-Aug-21	367,409	341	8,288	3	2.3%	9,033	1,955	1,679,731	1,549,881	37,750
Norway	26 Feb 2020	17-Aug-21	145,761	747	810	1	0.6%	2,726	3,274	3,768,078	2,222,609	41,000
Romania	26 Feb 2020	17-Aug-21	1,088,053	544	34,359	6	3.2%	5,621	695	5,120,486	4,992,425	25,950
Estonia	26 Feb 2020	17-Aug-21	137,514	359	1,279	-	0.9%	10,366	5,016	694,583	519,529	39,160
Georgia	26 Feb 2020	17-Aug-21	490,462	6,208	6,483	47	1.3%	13,183	9,891	586,608	245,207	6,150
North Macedonia	26 Feb 2020	17-Aug-21	163,452	995	5,574	14	3.4%	7,845	-	571,392	462,192	22,180
Greece	26 Feb 2020	17-Aug-21	543,749	4,412	13,220	16	2.4%	5,074	7,580	5,850,692	5,524,389	53,000
Denmark	27 Feb 2020	17-Aug-21	332,622	886	2,562	2	0.8%	5,717	12,029	4,334,496	3,822,031	65,990
San Marino	27 Feb 2020	16-Aug-21	5,231	-	90	-	1.7%	15,449		23,700	23,700	69,830
Lithuania	27 Feb 2020	17-Aug-21	290,766	596	4,458	6	1.5%	10,434	4,644	1,565,240	1,377,952	50,620
Netherlands	27 Feb 2020	17-Aug-21	1,906,434	2,306	17,920	5	0.9%	10,999	656	11,881,247	10,246,053	59,800
Azerbaijan	27 Feb 2020	17-Aug-21	373,175	3,322	5,188	18	1.4%	3,723	1,278	3,420,144	2,374,339	23,420
Belarus	28 Feb 2020	17-Aug-21	462,794	597	3,625	12	0.8%	4,889	1,476	1,445,967	1,095,778	11,600
Iceland	28 Feb 2020	17-Aug-21	9,682	104	30	-	0.3%	2,680	10,824	275,173	255,322	74,820
Ireland	28 Feb 2020	17-Aug-21	327,684	1,496	5,059	-	1.5%	6,631	-	3,515,184	3,083,115	62,440
Monaco	29 Feb 2020	17-Aug-21	3,080	6	33	-	1.1%	7,905		24,454	19,606	49,960
Czech Republic	01 Mar 2020	17-Aug-21	1,676,518	221	30,376	1	1.8%	15,713		5,829,410	5,353,280	49,990
Luxembourg	01 Mar 2020	17-Aug-21	74,779	89	828	-	1.1%	12,063	8,620	399,791	345,983	55,270
Armenia	01 Mar 2020	17-Aug-21	235,171	357	4,713	11	2.0%	7,951	2,183	144,573	75,663	2,550
Latvia	02 Mar 2020	17-Aug-21	140,325	154	2,565	2	1.8%	7,336	5,195	814,277	722,619	38,310
Portugal	02 Mar 2020	17-Aug-21	1,006,588	2,118	17,584	11	1.7%	9,802	6,403	7,776,727	6,602,744	64,750
Andorra	02 Mar 2020	17-Aug-21	14,960	6	129	-	0.9%	19,393	1,903	50,747	35,573	46,040

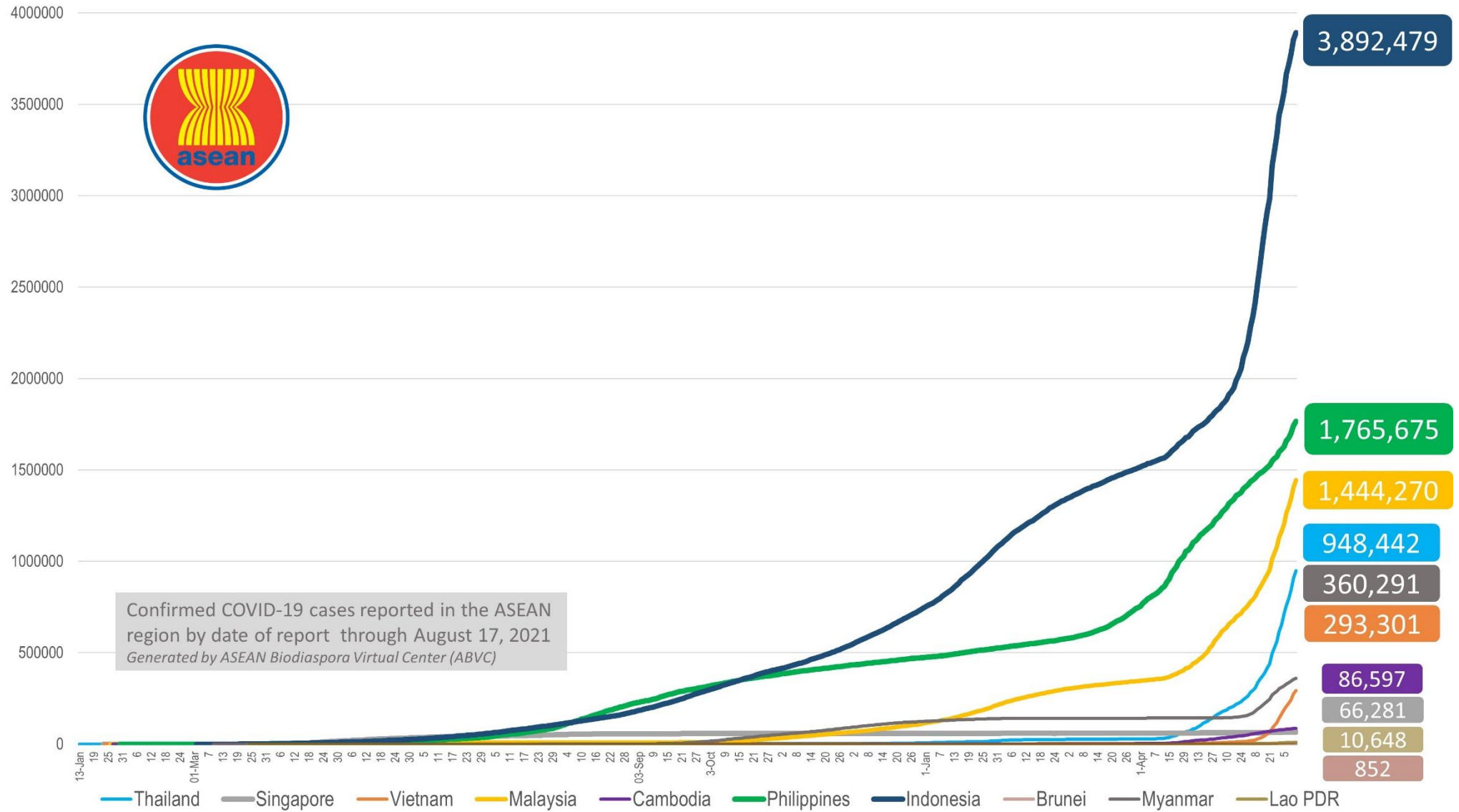
	Liechtenstein	03 Mar 2020	17-Aug-21	3,175	14	59	-	1.9%	8,351	3,877	21,171	20,026	52,510
	Ukraine	03 Mar 2020	17-Aug-21	2,267,219	890	53,296	27	2.4%	5,108	514	4,793,098	2,791,305	6,380
	Slovenia	04 Mar 2020	17-Aug-21	261,804	320	4,433	-	1.7%	12,539	936	956,845	853,889	41,070
	Hungary	04 Mar 2020	17-Aug-21	810,549	45	30,042	1	3.7%	8,296	951	5,681,559	5,500,369	56,940
	Poland	04 Mar 2020	17-Aug-21	2,885,676	215	75,306	7	2.6%	7,600	929	18,863,709	18,205,787	48,100
	Faroe Islands	04 Mar 2020	17-Aug-21	993	1	2	-	0.2%	2,040		36,056	33,285	68,120
	Bosnia and Herzegovina	05 Mar 2020	17-Aug-21	207,847	276	9,716	5	4.7%	6,296	769	537,608	327,698	9,990
	Gibraltar	05 Mar 2020	17-Aug-21	5,235	15	96	-	1.8%	15,534		39,366	39,174	116,270
	Slovakia	06 Mar 2020	17-Aug-21	393,610	74	12,546	2	3.2%	7,217	2,854	2,323,516	2,099,197	38,450
	Serbia	06 Mar 2020	17-Aug-21	734,816	1,484	7,177	3	1.0%	10,581	1,926	2,875,491	2,757,076	40,520
	Vatican City	06 Mar 2020	17-Oct-20	27	-	-	-	0.0%	2,932				
	Malta	07 Mar 2020	17-Aug-21	35,434	54	433	2	1.2%	7,049	5,933	407,985	404,760	91,670
	Moldova	07 Mar 2020	17-Aug-21	262,589	345	6,320	7	2.4%	9,881	2,187	573,001	584,577	14,490
	Bulgaria	08 Mar 2020	17-Aug-21	435,940	1,405	18,395	19	4.2%	6,249	2,519	1,084,693	1,079,266	15,530
	Albania	09 Mar 2020	17-Aug-21	136,598	451	2,468	2	1.8%	4,786	-	750,965	570,233	19,810
	Cyprus	09 Mar 2020	17-Aug-21	109,665	412	464	3	0.4%	9,150	52,873	557,676	493,794	55,610
	Channel Islands	09 Mar 2020	17-Aug-21	1,104	16	18	-	1.6%	1,693		32,969	13,618	20,310
	Jersey	10 Mar 2020	17-Aug-21	8,949	32	74	-	0.8%	9,854		74,899	69,997	69,250
	Kazakhstan	13 Mar 2020	17-Aug-21	701,345	6,869	7,751	99	1.1%	3,788	-	6,092,882	4,717,883	25,130
	Kosovo	13 Mar 2020	17-Aug-21	116,944	740	2,276	2	1.9%	6,518				
	Uzbekistan	15 Mar 2020	17-Aug-21	144,764	846	987	6	0.7%	431		8,569,841	1,232,807	3,680
	Greenland	16 Mar 2020	17-Aug-21	257	8	-	-	0.0%	457		38,720	30,001	52,840
	Montenegro	17 Mar 2020	17-Aug-21	107,041	548	1,651	5	1.5%	17,205		195,542	164,538	26,200
	Kyrgyzstan	18 Mar 2020	17-Aug-21	172,668	341	2,457	6	1.4%	2,674		600,784	285,926	4,380
	Isle of Man	19 Mar 2020	17-Aug-21	6,070	57	37	-	0.6%	7,176		65,033	60,569	71,230
Tajikistan	30 Apr 2020	17-Aug-21	16,223	102	124	1	0.8%	174		1,541,475	130,000	1,360	
MIDDLE EAST	UAE	29 Jan 2020	17-Aug-21	704,000	1,115	2,006	3	0.3%	7,205	34,654	8,159,700	7,220,098	73,000
	Iran	19 Feb 2020	17-Aug-21	4,517,243	50,228	99,108	625	2.2%	5,448	1,253	13,061,640	3,152,074	3,750
	Israel	21 Feb 2020	17-Aug-21	956,310	8,252	6,704	17	0.7%	10,563	16,887	5,855,387	5,421,544	62,640
	Lebanon	21 Feb 2020	17-Aug-21	584,896	1,178	7,988	6	1.4%	8,532	-	1,234,040	987,616	14,470
	Kuwait	24 Feb 2020	17-Aug-21	407,139	256	2,395	2	0.6%	9,677	2,878	2,668,082	923,307	21,620
	Oman	24 Feb 2020	17-Aug-21	300,581	173	4,007	8	1.3%	6,042		2,008,140	648,518	12,700

	Bahrain	24 Feb 2020	17-Aug-21	271,130	105	1,384	-	0.5%	16,521	10,220	1,127,298	1,072,508	63,030
	Iraq	24 Feb 2020	17-Aug-21	1,793,372	8,778	19,815	75	1.1%	4,562	913	826,007	494,900	1,230
	Qatar	29 Feb 2020	17-Aug-21	229,697	269	601	-	0.3%	8,111	2,516	2,225,919	1,909,143	66,270
	Saudi Arabia	02 Mar 2020	17-Aug-21	539,698	569	8,431	12	1.6%	1,575	3,275	20,906,174	11,374,999	32,670
	Jordan	02 Mar 2020	17-Aug-21	785,697	1,066	10,239	17	1.3%	7,778	3,555	3,279,754	2,565,875	25,150
	Palestine	05 Mar 2020	17-Aug-21	351,000	895	3,893	-	1.1%	7,492		648,395	429,818	8,430
	Syria	22 Mar 2020	17-Aug-21	26,479	70	1,942	2	7.3%	155		121,909	9,312	50
	Yemen	10 Apr 2020	17-Aug-21	7,347	39	1,407	2	19.2%	25		298,161	13,322	40
AFRICA	Egypt	14 Feb 2020	16-Aug-21	285,465	-	16,625	-	5.8%	284		4,319,631	2,157,904	2,110
	Algeria	25 Feb 2020	17-Aug-21	188,663	695	4,867	37	2.6%	438		3,421,279	724,812	1,650
	Nigeria	28 Feb 2020	16-Aug-21	183,087	-	2,223	-	1.2%	91	23	2,550,390	1,416,623	690
	Tunisia	02 Mar 2020	17-Aug-21	626,750	1,062	22,025	120	3.5%	5,359	2,001	3,406,841	1,571,492	13,300
	Morocco	02 Mar 2020	17-Aug-21	772,394	9,041	11,242	123	1.5%	2,118	1,043	16,493,799	11,640,441	31,540
	Senegal	02 Mar 2020	17-Aug-21	71,002	148	1,625	11	2.3%	436	278	1,109,720	341,386	2,040
	South Africa	05 Mar 2020	17-Aug-21	2,624,254	10,685	77,993	553	3.0%	4,481	-	7,486,036	4,197,442	7,080
	Cameroon	06 Mar 2020	11-Aug-21	82,454	-	1,338	-	1.6%	319		327,127	68,085	260
	Togo	06 Mar 2020	16-Aug-21	18,086	-	165	-	0.9%	224	209	321,139	153,637	1,860
	Burkina Faso	09 Mar 2020	16-Aug-21	13,677	-	170	-	1.2%	67		53,814	17,696	80
	Democratic Republic of Congo	10 Mar 2020	17-Aug-21	53,501	155	1,050	-	2.0%	62		81,984	4,260	-
	Ivory Coast	11 Mar 2020	17-Aug-21	52,583	160	365	2	0.7%	204	125	1,227,516		
	Reunion	11 Mar 2020	11-Aug-21	43,835	-	298	-	0.7%	5,642				
	Ghana	13 Mar 2020	12-Aug-21	111,232	-	930	-	0.8%	366	-	865,422	405,971	1,310
	Guinea	13 Mar 2020	17-Aug-21	28,255	137	293	1	1.0%	221		608,828	344,063	2,620
	Gabon	13 Mar 2020	16-Aug-21	25,607	-	165	-	0.6%	1,179	1,725	71,867	48,760	2,190
	Sudan	13 Mar 2020	16-Aug-21	37,564	-	2,816	-	7.5%	88		641,154	182,727	420
	Kenya	13 Mar 2020	17-Aug-21	222,894	1,488	4,354	4	2.0%	424	-	1,305,850	747,867	1,390
	Ethiopia	13 Mar 2020	17-Aug-21	290,818	856	4,495	6	1.5%	259	76	2,314,394		
	Central African Republic	14 Mar 2020	14-Aug-21	11,251	-	99	-	0.9%	237		82,083	13,779	290
	Seychelles	14 Mar 2020	13-Aug-21	18,895	-	98	-	0.5%	19,355		72,882	68,553	69,710
	Rwanda	14 Mar 2020	17-Aug-21	80,694	557	977	8	1.2%	639	966	680,470	392,832	3,030
Namibia	14 Mar 2020	17-Aug-21	122,699	154	3,288	3	2.7%	4,919	563	185,873	78,846	3,100	
Swaziland	14 Mar 2020	17-Aug-21	37,261	747	951	9	2.6%	3,245		96,175	102,749	8,860	
Mauritania	14 Mar 2020	17-Aug-21	30,635	281	647	2	2.1%	677	-	230,641	22,695	490	
Mayotte	14 Mar 2020	16-Aug-21	19,614	-	175	-	0.9%	12,333					
Equatorial Guinea	15 Mar 2020	14-Aug-21	8,972	-	123	-	1.4%	662	408	186,356	136,091	9,700	
Republic of Congo	15 Mar 2020	16-Aug-21	13,398	-	179	-	1.3%	249		160,945	95,043	1,720	
Benin	16 Mar 2020	10-Aug-21	9,065	-	113	-	1.2%	77	-	50,751	22,248	180	

Liberia	16 Mar 2020	02-Aug-21	5,459	-	148	-	2.7%	111		86,288	14,783	290
Tanzania	16 Mar 2020	10-Aug-21	1,367	-	50	-	3.7%	2		105,745	209,271	350
Somalia	16 Mar 2020	16-Aug-21	16,399	-	892	-	5.4%	106		186,595	87,135	550
Gambia	17 Mar 2020	15-Aug-21	9,195	-	271	-	2.9%	392	-	156,257	121,159	5,010
Zambia	17 Mar 2020	17-Aug-21	202,787	358	3,550	12	1.8%	1,135	433	307,725	214,425	1,170
Mauritius	18 Mar 2020	17-Aug-21	6,122	-	22	-	0.4%	484		720,910	576,180	45,310
Djibouti	18 Mar 2020	17-Aug-21	11,689	6	156	-	1.3%	1,201		32,548	20,516	2,080
Niger	19 Mar 2020	17-Aug-21	5,734	-	196	-	3.4%	25		401,272	84,682	350
Chad	19 Mar 2020	16-Aug-21	4,984	-	174	-	3.5%	31		29,786	10,863	70
Zimbabwe	20 Mar 2020	17-Aug-21	120,532	-	4,138	-	3.4%	823	325	2,091,259	1,254,726	8,440
Cape Verde	20 Mar 2020	17-Aug-21	34,445	38	300	-	0.9%	6,263		198,982	37,994	6,830
Madagascar	20 Mar 2020	16-Aug-21	42,819	-	954	-	2.2%	159	15	197,001		
Uganda	21 Mar 2020	15-Aug-21	97,186	-	2,905	-	3.0%	220	55	1,167,733	4,129	10
Eritrea	21 Mar 2020	17-Aug-21	6,609	6	37	-	0.6%	186				
Angola	21 Mar 2020	17-Aug-21	44,972	233	1,118	15	2.5%	141		1,000,191	727,297	2,210
Mozambique	22 Mar 2020	16-Aug-21	139,038	-	1,731	-	1.2%	458	126	916,174	571,386	1,830
Libya	24 Mar 2020	17-Aug-21	286,894	2,276	3,956	23	1.4%	4,233		712,033		
Guinea-Bissau	25 Mar 2020	15-Aug-21	5,123	-	90	-	1.8%	267		28,097	2,374	120
Mali	25 Mar 2020	17-Aug-21	14,701	4	535	-	3.6%	75		173,242	86,477	430
Botswana	30 Mar 2020	16-Aug-21	142,380	-	2,043	-	1.4%	6,181		246,501	161,522	6,870
Sierra Leone	31 Mar 2020	17-Aug-21	6,343	1	121	-	1.9%	81		82,145	15,170	190
Burundi	31 Mar 2020	16-Aug-21	10,198	-	38	-	0.4%	88				
Malawi	02 Apr 2020	17-Aug-21	58,465	244	1,998	15	3.4%	314	-	570,110	265,491	1,390
South Sudan	05 Apr 2020	17-Aug-21	11,207	12	120	-	1.1%	101	-	52,226	4,763	40
Sao Tome and Principe	06 Apr 2020	17-Aug-21	2,492	3	37	-	1.5%	1,159		32,114	11,873	5,420
Comoros	30 Apr 2020	17-Aug-21	4,039	1	147	-	3.6%	475		174,765	41,358	4,760
Lesotho	13May 2020	16-Aug-21	14,352	-	399	-	2.8%	675		36,637	36,311	1,690
			200,545,985	419,975	4,197,831	5,441	2.1%					

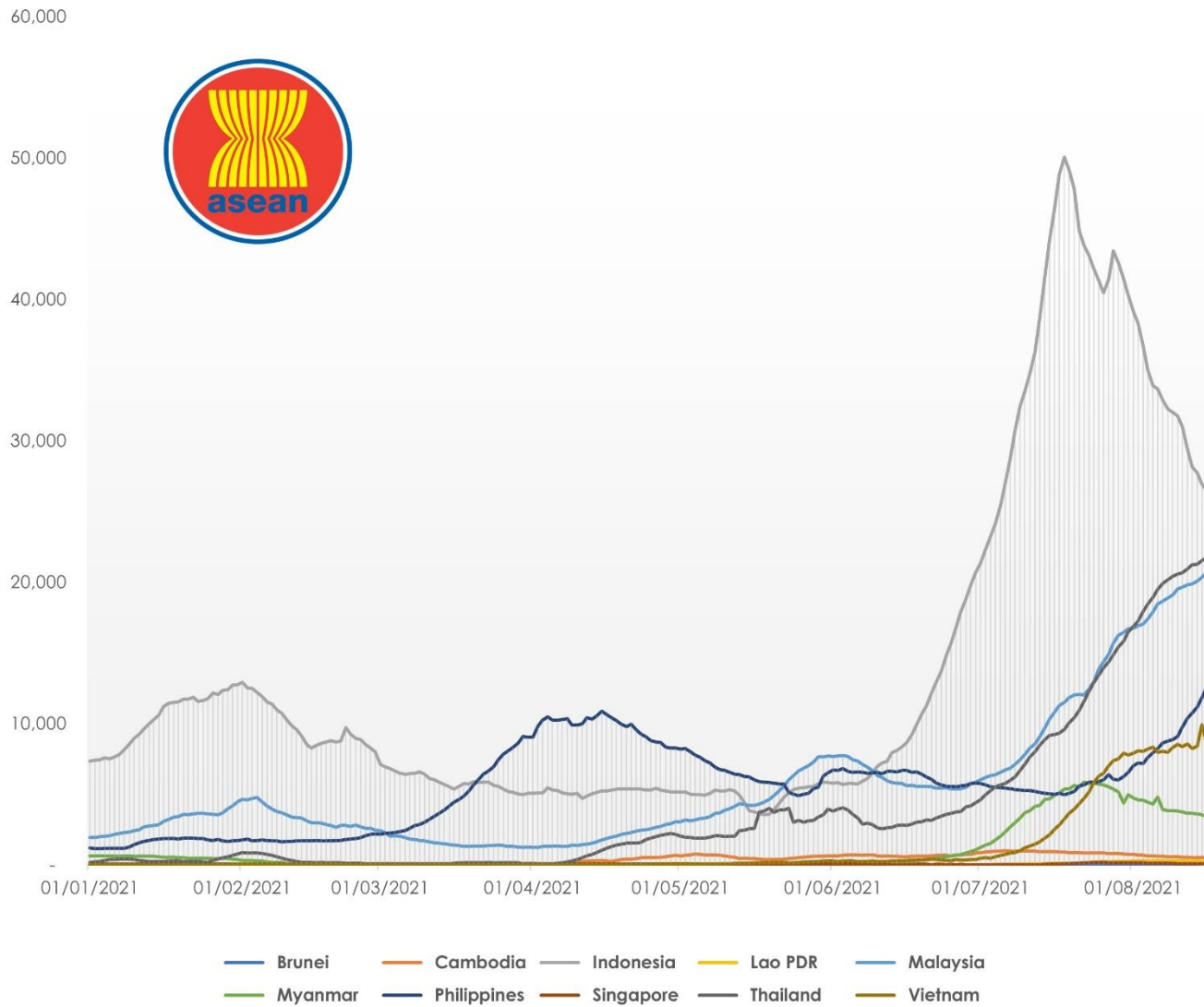
COVID-19 Epi curve among ASEAN Countries

as of 17 August 2021



7-Day Rolling Average of COVID-19 new cases

as of 17 August 2021

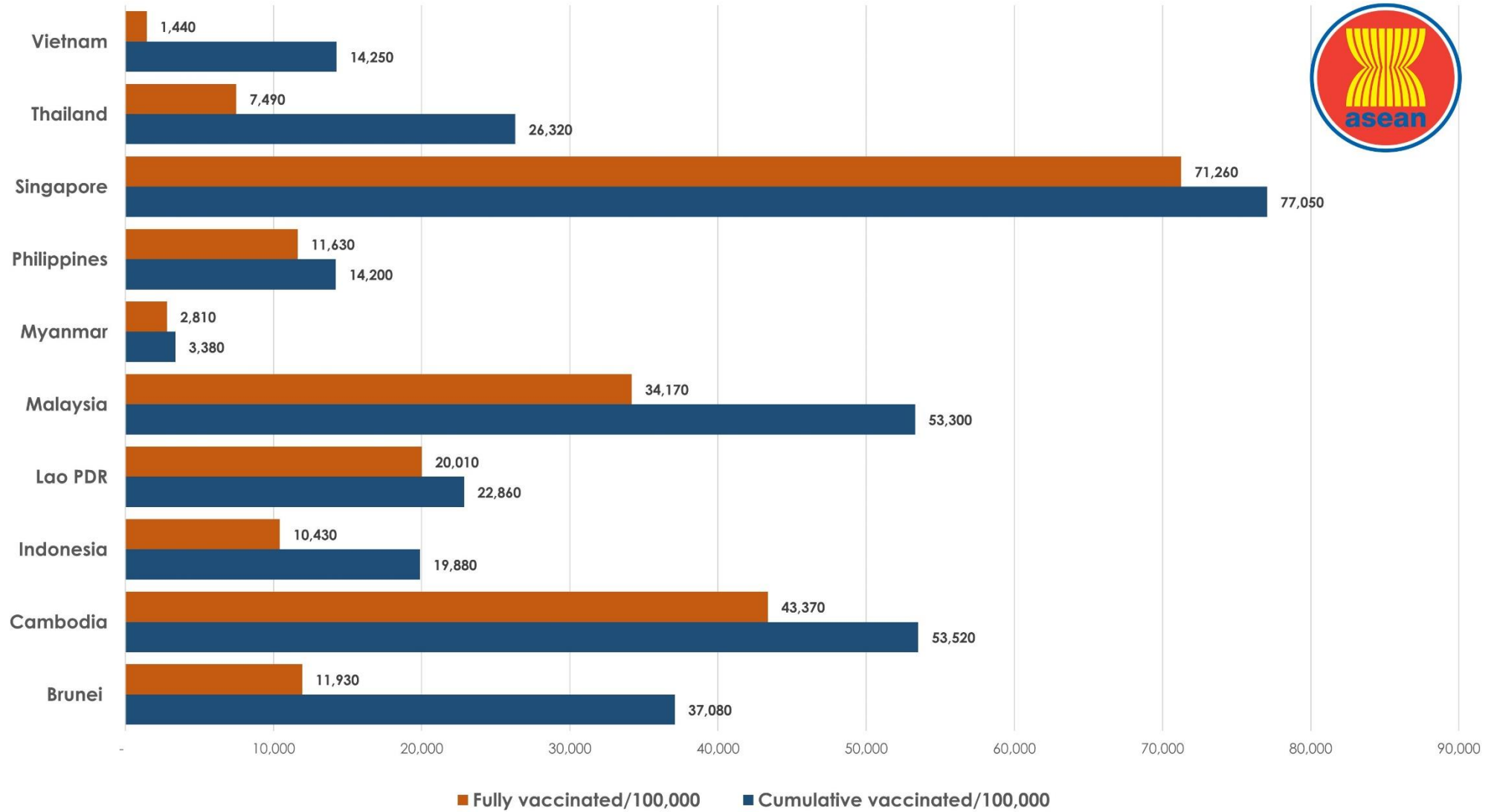


ASEAN Country	New Cases Rate of Change 7-Day Window*	P-value
Brunei	8.393	0
Cambodia	0.056	0.986
Indonesia	-918.735	0
Lao PDR	-0.413	0.899
Malaysia	189.679	0
Myanmar	-72.372	0.001
Philippines	524.602	0
Singapore	-3.745	0.001
Thailand	190.245	0
Vietnam	209.556	0.127

*Beta coefficient of linear line of best fit; equal to the rate of change in the 7-day rolling average of new cases over the past 7 days (as of August 17, 2021)

COVID-19 Vaccination Status

as of 17 August 2021



Re-opening Tracker

as of 15 August 2021

ASEAN MEMBER STATE	REQUIREMENT					
	At least 80% of the high-risk population has been vaccinated with at least one dose of a COVID-19 vaccine.		At least 65% of the total population has a level of immunity to COVID-19; either recovered from COVID-19 or have been vaccinated with at least one dose of a COVID-19 vaccine.		Case levels are generally low (a 7-day rolling average number of daily new cases that is <10 cases per 100,000, with each day's past-14-day test positivity is consistently <5%).	
	% of High risk population with one dose	Projected Completion Date	% of Total population with one dose	Projected Completion Date	Daily cases/100,000	Test positivity last 14 days
Brunei	74.1	Oct 2021	35.1		12.397	
Cambodia	>80.0	Jun 2021	57.0		3.082	
Indonesia	>80.0	Aug 2021	21.6	> 12 mos	9.941	22.9
Lao PDR	80.0	Nov 2021	24.7	Apr 2022	3.387	
Malaysia	>80.0	Jul 2021-	54.4	Sep 2021	63.653	12.6
Myanmar	13.6	-	3.8	-	6.546	31.5
Philippines	61.3	Nov 2021	16.2	Jun 2022	10.927	16.4
Singapore	>80.0	May 2021	>80.1	Jul 2021	1.022	0.2
Thailand	73.7	Oct 2021	26.6	Jan 2022	30.911	
Vietnam	53.0		14.3		10.276	6.6



Report generated by
ASEAN Biodiaspora Virtual Center (ABVC)
 in collaboration with **Bluedot Inc.**
 Email: support@biodiaspora.org

