

# COVID-19 Situational Report in the ASEAN Region

ASEAN Biodiaspora Virtual Center (ABVC)

as of September 17, 2021



# COVID-19: Highlights and Situation Overview

## Global Update

- Worldwide, there have been over 228 million cases and over 4 million deaths attributed to COVID-19.

## Regional Update

- Vietnam's Ho Chi Minh (HCM) City will continue to impose social distancing until the end of September, but ease the lockdown in some districts where the situation is stable. At a press conference in the city, vice-chairman of Ho Chi Minh City People's Committee said that the city's plan on measures to prevent and control the COVID-19 pandemic in the city from September 16 to September 30, was to continue to apply social distancing and other tough pandemic prevention measures throughout the city under Directive No. 16 of the Prime Minister. For the areas where the pandemic has been basically controlled, which are District 7, Cu Chi district, Can Gio District, processing zones, industrial parks in these districts and hi-tech parks, people are allowed to go to the market once a week. In addition, the city also piloted the implementation of the COVID-19 Green Card associated with a personal QR code. The pilot still has to ensure the implementation of the 5K message and periodic antigen testing.
- Malaysia's National Security Council (MKN) director-general has announced that the enhanced movement control order (EMCO) will be implemented in Kampung Paya Mengkuang, Sanggang in Temerloh, Pahang from September 17 to September 30. He added that the decision was made after the Health Ministry's presentation on risk assessment as well as COVID-19 infection trends. Apart from that, EMCO in Kampung Dumpiring Bawah in Ranau, Sabah which was supposed to end on Thursday (September 16), has been extended until September 30.
- Laos government has extended the current nationwide lockdown for 15 more days to contain the spread of COVID-19. The lockdown will be extended until September 30 as the number of COVID-19 cases continues to rise. The Deputy Head of the Prime Minister's Office added that locally-transmitted cases of COVID-19 are on the rise in Lao capital Vientiane and other provinces, and fears that this could cause a major community outbreak as most cases involved the highly contagious Delta variant. The National Taskforce Committee for COVID-19 Prevention and Control on Thursday reported 23 new imported cases and 131 locally transmitted cases bringing the total number of COVID-19 cases in Laos to 18,059.

## Vaccine Update

- Malaysia's Special Committee on COVID-19 Vaccine Supply (JKJAV) reported that a total of 17,973,545 people or 76.8% of the adult population in Malaysia have been fully vaccinated while 21,783,871 or 92.7% of the adult population had received at least one dose of vaccination, including the single-dose CanSino vaccine as of September 16. On the daily vaccination rate, 202,298 doses of vaccine of both the single-dose and double-dose regimens were administered yesterday, bringing the number of doses dispensed under the National COVID-19 Immunization Programme (PICK) to 39,685,414.
- Brunei resumed the COVID-19 first-dose vaccination on September 16 (Thursday) after receiving the Sinopharm vaccines from China. A total of 100,000 doses of Sinopharm COVID-19 vaccine and 102,400 syringes donated by the Chinese government arrived at Brunei on September 12. According to the authority of the Foreign Affairs, with the Sinopharm vaccine donation from China and the incoming AstraZeneca vaccine from Japan, at least 100,000 more people in Brunei can be fully vaccinated. The Brunei government had to

temporarily suspend the first-dose vaccination since September 1 due to shortage of supply of COVID-19 vaccines following thousands of locally transmitted cases detected since August. Meanwhile, according to Brunei's Ministry of Health, the vaccination appointment slots for those affected by the first-dose postponement will be automatically shifted and will be given priority in stages. To date, approximately 394,629 doses have been administered in the country. 237,610 or 53.81% of the population has received at least one dose of the COVID-19 vaccine while 157,022 or 35.56% of the population are fully vaccinated.

### Travel Advisories (new update/s)

- Indonesia: The country is allowing foreigners holding more types of visas to enter the country as long as they are fully vaccinated against COVID-19. According to the statement on the immigration office's website, those holding the Asia-Pacific Economic Cooperation business travel cards, visitors with permits to stay for diplomatic and work purposes, as well as people having limited or permanent rights to stay can enter the country. Offshore visa applications have also been reopened as of September 16 (Thursday). Indonesia will require proof of full vaccination in visa applications, as well as a statement to ensure that the visitor will comply with all health protocols and has health insurance, or is willing to independently pay for medical costs if, in any case, travellers will get infected with COVID-19.
- Vietnam: Ho Chi Minh City will continue to issue travel permits to groups of people who are allowed to travel. The travel permits issued by the city police will continue to be valid until September 30, 2021.

### Cases and Deaths as of 17 September 2021

- As of 17 September 2021 (2PM, GMT+8), worldwide, there were **228,080,837** confirmed cases, including **4,782,352** deaths. Globally, Case Fatality Rate (CFR) was **2.1**.
- In **China**, there were **123,821** confirmed cases with **5,688** deaths, including deaths in Hong Kong (213) and Taiwan (839). Confirmed cases in China include confirmed cases in Hong Kong (12,150), Macau (63), and Taiwan (16,115). CFR was **4.6**.
- 11,265,166 confirmed cases** of COVID-19 have been reported in the ASEAN region with a total of **248,714 deaths**, with a CFR of **2.2**.

REGION	COUNTRY	FIRST CONFIRMED CASE(S)	LATEST REPORT ON CONFIRMED CASE(S)	TOTAL CONFIRMED CASES	NEW CASES (7-DAY ROLLING AVERAGE)	TOTAL DEATHS	NEW DEATHS (7-DAY ROLLING AVERAGE)	CASE FATALITY RATE	CUMULATIVE CASES/ 100,000	NUMBER OF TESTS LAST 14 DAYS/ 100,000	CUMULATIVE VACCINATED	CUMULATIVE FULLY VACCINATED	FULLY VACCINATED / 100
ASEAN REGION	Brunei	10-Mar-20	16-Sep-21	4,675	109 (121)	23	- (1)	0.5%	1,079		237,015	148,587	33.7
	Cambodia	27-Jan-20	16-Sep-21	102,136	693 (659)	2,078	11 (10)	2.0%	620	4,305	11,506,197	9,850,443	58.1
	Indonesia	02-Mar-20	16-Sep-21	4,181,309	3,145 (3,993)	139,919	237 (258)	3.3%	1,545	583	75,140,724	42,962,640	15.6
	Lao PDR	24-Mar-20	16-Sep-21	18,059	154 (188)	16	-	0.1%	252	737	2,650,948	1,860,415	25.2
	Malaysia	25-Jan-20	16-Sep-21	2,049,750	18,815 (18,568)	22,355	346 (410)	1.1%	6,416	-	21,721,344	17,833,355	54.4
	Myanmar	23-Mar-20	16-Sep-21	440,741	1,790 (2,190)	16,869	85 (86)	3.8%	816	492	4,456,857	1,796,830	3.3
	Philippines	30-Jan-20	16-Sep-21	2,304,192	21,181 (20,329)	36,018	276 (184)	1.6%	2,131	335	18,697,647	17,675,959	15.9
	Singapore	23-Jan-20	16-Sep-21	73,938	807 (557)	58	-	0.1%	1,296	15,180	4,648,305	4,482,294	76.0
	Thailand	13-Jan-20	16-Sep-21	1,434,237	13,897 (13,670)	14,953	188 (175)	1.0%	2,060	634	27,769,095	13,260,456	19.0
Vietnam	23-Jan-20	16-Sep-21	656,129	10,489 (11,433)	16,425	239 (279)	2.5%	680	2,221	25,420,169	5,834,687	5.9	
				<b>11,265,166</b>	<b>71,080</b>	<b>248,714</b>	<b>1,382</b>	<b>2.2%</b>					

- **216,691,850 confirmed cases** of COVID-19 have been reported in **222 countries/states** (other than China, Hong Kong, Taiwan, Macau, and ASEAN countries):

REGION	COUNTRY	FIRST CONFIRMED CASE(S)	LATEST REPORT ON CONFIRMED CASE(S)	TOTAL CONFIRMED CASES	NEW CASES	TOTAL DEATHS	NEW DEATHS	CASE FATALITY RATE	CUMULATIVE CASES/ 100,000	NUMBER OF TESTS LAST 14 DAYS/ 100,000	CUMULATIVE IMMUNIZED	CUMULATIVE FULLY VACCINATED	FULLY VACCINATED/ 100
ASIA PACIFIC	Japan	16 Jan 2020	16-Sep-21	1,659,222	48	16,919	1	1.0%	1,314	981	82,148,564	66,626,447	52.9
	South Korea	20 Jan 2020	16-Sep-21	279,930	1,941	2,386	6	0.9%	541	913	34,977,073	21,168,093	41.3
	Nepal	24 Jan 2020	16-Sep-21	781,989	1,165	11,002	11	1.4%	2,733	343	6,004,019	5,415,427	18.3
	Australia	25 Jan 2020	16-Sep-21	80,413	1,833	1,128	12	1.4%	314	8,784	14,367,430	8,995,310	34.9
	Sri Lanka	27 Jan 2020	16-Sep-21	498,694	2,271	11,817	118	2.4%	2,287	642	13,602,365	10,747,236	50.0
	India	30 Jan 2020	16-Sep-21	33,380,522	34,649	444,278	318	1.3%	2,443	1,556	576,856,263	184,494,452	13.2
	Afghanistan	24 Feb 2020	16-Sep-21	154,487	126	7,186	3	4.7%	406		773,002	430,744	1.1
	Pakistan	26 Feb 2020	16-Sep-21	1,215,821	3,012	27,004	66	2.2%	561	322	52,798,836	22,873,298	10.2
	New Zealand	28 Feb 2020	16-Sep-21	3,999	18	27	-	0.7%	81	2,724	2,978,105	1,529,839	31.5
	Bhutan	05 Mar 2020	31-Aug-21	2,596	-	3	-	0.1%	340	42,457	567,175	478,053	61.3
	Maldives	07 Mar 2020	16-Sep-21	83,248	86	227	-	0.3%	15,679	10,783	389,821	326,154	60.0
	Bangladesh	08 Mar 2020	16-Sep-21	1,538,203	1,862	27,109	51	1.8%	943	187	21,323,646	14,159,987	8.5
	Mongolia	10 Mar 2020	16-Sep-21	266,680	3,234	1,074	8	0.4%	8,269	3,949	2,247,754	2,118,415	63.6
	Turkey	10 Mar 2020	16-Sep-21	6,767,008	28,118	60,903	262	0.9%	8,111	4,026	52,153,868	41,182,546	48.4
	French Polynesia	12 Mar 2020	15-Sep-21	44,890	-	583	-	1.3%	16,073		146,890	124,291	44.0
	Guam	15 Mar 2020	15-Sep-21	12,974	-	171	-	1.3%	7,755		123,449	107,906	65.1
	New Caledonia	17 Mar 2020	15-Sep-21	1,348	-	4	-	0.3%	468		101,168	75,645	26.3
	Fiji	18 Mar 2020	16-Sep-21	49,587	197	544	4	1.1%	5,572	-	569,958	342,191	37.9
	Papua New Guinea	21 Mar 2020	14-Sep-21	18,542	-	204	-	1.1%	211	-	114,419	40,291	0.4
	Timor Leste	21 Mar 2020	16-Sep-21	18,856	70	102	2	0.5%	1,458	541	399,214	216,248	16.1
Northern Mariana Islands	28 Mar 2020	28-May-21	183	-	2	-	1.1%	320		35,458	33,470	58.8	
North Korea	24 Jul 2020	25-Jul-20	1	-	-	-	0.0%	0					

	<b>Solomon Islands</b>	03 Oct 2020	16-Apr-21	20	-	-	-	0.0%	3		74,573	23,171	3.3
	<b>Wallis et Futuna</b>	17 Oct 2020	06-May-21	445	-	7	-	1.6%	2,777		4,952	4,950	44.6
	<b>Marshall Islands</b>	26 Oct 2020	17-Nov-20	4	-	-	-	0.0%	7		22,343	19,325	33.1
	<b>Vanuatu</b>	11 Nov 2020	21-Apr-21	4	-	1	-	25.0%	1		39,347	11,273	3.6
	<b>Samoa</b>	18 Nov 2020	12-Feb-21	3	-	-	-	0.0%	2		97,032	45,534	22.8
	<b>Micronesia</b>	11 Jan 2021	11-Jan-21	1	-	-	-	0.0%	1		43,328	36,117	34.9
	<b>Palau</b>	31 May 2021	16-Sep-21	5	2	-	-	0.0%	28		17,473	15,017	83.9
<b>AMERICAS</b>	<b>USA</b>	21 Jan 2020	16-Sep-21	42,556,313	76,533	686,127	1,104	1.6%	12,965	2,946	210,361,099	179,695,287	53.4
	<b>Canada</b>	25 Jan 2020	16-Sep-21	1,561,649	2,292	27,311	6	1.7%	4,109	2,369	28,486,874	26,187,474	68.8
	<b>Brazil</b>	26 Feb 2020	15-Sep-21	21,039,440	-	588,863	-	2.8%	9,936	-	143,732,460	75,453,129	35.3
	<b>Mexico</b>	28 Feb 2020	15-Sep-21	3,542,189	-	269,912	-	7.6%	2,777	160	61,407,799	40,532,869	31.1
	<b>Saint Martin</b>	01 Mar 2020	09-Sep-21	3,582	-	45	-	1.3%	9,426				
	<b>Ecuador</b>	01 Mar 2020	14-Sep-21	505,628	-	32,491	-	6.4%	2,910	115	10,699,102	9,620,899	53.8
	<b>Dominican Republic</b>	01 Mar 2020	16-Sep-21	354,443	274	4,025	3	1.1%	3,301	307	5,934,452	4,780,400	43.6
	<b>Chile</b>	03 Mar 2020	16-Sep-21	1,645,820	587	37,293	32	2.3%	8,684	3,164	14,574,727	13,969,345	72.7
	<b>Argentina</b>	03 Mar 2020	16-Sep-21	5,234,851	2,493	114,101	132	2.2%	11,649	375	28,819,589	18,737,801	41.1
	<b>Peru</b>	05 Mar 2020	15-Sep-21	2,163,312	-	198,860	-	9.2%	6,654	-	12,213,452	8,870,742	26.6
	<b>Costa Rica</b>	06 Mar 2020	15-Sep-21	499,461	-	5,889	-	1.2%	9,895	915	3,144,786	1,727,299	33.6
	<b>Colombia</b>	06 Mar 2020	16-Sep-21	4,936,052	1,484	125,782	29	2.5%	9,806	993	24,613,353	15,817,661	30.9
	<b>French Guiana</b>	06 Mar 2020	15-Sep-21	37,756	-	231	-	0.6%	19,312				
	<b>Martinique</b>	06 Mar 2020	15-Sep-21	39,745	-	555	-	1.4%	9,181				
	<b>Paraguay</b>	07 Mar 2020	15-Sep-21	459,461	-	16,118	-	3.5%	6,522	321	2,439,006	1,832,045	25.4
	<b>Panama</b>	10 Mar 2020	15-Sep-21	463,086	-	7,159	-	1.5%	10,905	1,849	2,875,314	2,089,027	47.7
	<b>Bolivia</b>	10 Mar 2020	15-Sep-21	496,032	-	18,616	-	3.8%	4,308	449	4,149,398	3,001,093	25.4
	<b>Honduras</b>	11 Mar 2020	14-Sep-21	354,970	-	9,400	-	2.6%	3,642		2,947,650	1,689,501	16.8
	<b>Cuba</b>	11 Mar 2020	16-Sep-21	776,125	7,628	6,601	78	0.9%	6,848	-	7,141,985	4,325,605	38.2
	<b>Guyana</b>	11 Mar 2020	15-Sep-21	28,532	-	701	-	2.5%	3,645		337,030	175,037	22.2
	<b>Jamaica</b>	12 Mar 2020	16-Sep-21	77,989	492	1,768	11	2.3%	2,645	696	498,580	213,000	7.2
	<b>St Vincent and the Grenadines</b>	12 Mar 2020	15-Sep-21	2,613	-	13	-	0.5%	2,363		19,512	12,644	11.4

<b>Saint Lucia</b>	13 Mar 2020	15-Sep-21	10,217	-	139	-	1.4%	5,589		42,145	28,784	15.6
<b>Trinidad and Tobago</b>	13 Mar 2020	15-Sep-21	47,653	-	1,391	-	2.9%	3,416	718	551,160	452,934	32.3
<b>Venezuela</b>	13 Mar 2020	15-Sep-21	350,795	-	4,245	-	1.2%	1,230		6,822,809	4,271,397	14.9
<b>Guatemala</b>	13 Mar 2020	16-Sep-21	521,093	1,107	12,907	48	2.5%	3,138	501	3,931,445	1,881,412	10.3
<b>Uruguay</b>	13 Mar 2020	15-Sep-21	387,156	-	6,045	-	1.6%	11,184	2,886	2,712,408	2,552,811	73.3
<b>Curacao</b>	13 Mar 2020	16-Sep-21	15,925	58	155	-	1.0%	10,109		97,148	87,981	53.4
<b>Puerto Rico</b>	13 Mar 2020	15-Sep-21	177,460	-	3,044	-	1.7%	5,557		2,482,136	2,152,960	67.4
<b>Suriname</b>	13 Mar 2020	15-Sep-21	35,208	-	780	-	2.2%	6,056		214,886	157,543	26.6
<b>Antigua and Barbuda</b>	13 Mar 2020	14-Sep-21	2,304	-	48	-	2.1%	2,372	-	43,681	35,709	36.2
<b>Guadeloupe</b>	13 Mar 2020	15-Sep-21	52,480	-	668	-	1.3%	11,847				
<b>Cayman Islands</b>	13 Mar 2020	15-Sep-21	758	-	2	-	0.3%	1,167		53,934	50,370	75.8
<b>Aruba</b>	14 Mar 2020	15-Sep-21	15,155	-	156	-	1.0%	14,255		80,491	73,445	68.5
<b>Bahamas</b>	15 Mar 2020	15-Sep-21	19,795	-	469	-	2.4%	5,082		105,753	65,915	16.6
<b>US Virgin Islands</b>	16 Mar 2020	15-Sep-21	6,351	-	67	-	1.1%	5,956		52,755	45,167	43.2
<b>Sint Maarten</b>	17 Mar 2020	15-Sep-21	4,034	-	59	-	1.5%	9,904		25,516	23,366	53.8
<b>Montserrat</b>	17 Mar 2020	04-Sep-21	31	-	1	-	3.2%	332		1,466	1,374	27.6
<b>Barbados</b>	17 Mar 2020	15-Sep-21	6,177	-	53	-	0.9%	2,152		122,509	96,629	33.6
<b>El Salvador</b>	18 Mar 2020	15-Sep-21	99,701	-	3,066	-	3.1%	1,545	-	3,861,053	3,149,656	48.3
<b>Nicaragua</b>	18 Mar 2020	14-Sep-21	13,025	-	202	-	1.6%	199		476,308	258,944	3.9
<b>Bermuda</b>	18 Mar 2020	16-Sep-21	4,027	150	37	1	0.9%	6,300		43,377	42,537	68.5
<b>Haiti</b>	19 Mar 2020	14-Sep-21	21,318	-	596	-	2.8%	189		36,583	14,382	0.1
<b>Dominica</b>	22 Mar 2020	16-Sep-21	2,758	60	8	-	0.3%	3,841		22,930	20,464	28.4
<b>Grenada</b>	22 Mar 2020	15-Sep-21	3,030	-	43	-	1.4%	2,705		28,511	19,629	17.4
<b>Belize</b>	23 Mar 2020	15-Sep-21	18,143	-	385	-	2.1%	4,648	6,093	177,480	83,703	20.7
<b>Turks and Caicos Islands</b>	23 Mar 2020	16-Sep-21	2,794	20	21	-	0.8%	7,316		27,220	24,618	62.8
<b>Saint Kitts and Nevis</b>	24 Mar 2020	15-Sep-21	1,556	-	9	-	0.6%	2,946	5,732	24,800	21,916	40.9
<b>British Virgin Islands</b>	25 Mar 2020	08-Sep-21	2,642	-	37	-	1.4%	8,798		18,405	13,824	45.4
<b>Anguilla</b>	26 Mar 2020	15-Sep-21	325	-	-	-	0.0%	2,452		9,493	8,988	59.4
<b>Caribbean Netherlands</b>	01 Apr 2020	15-Sep-21	1,949	-	17	-	0.9%	10,821		19,109	16,736	63.3

	<b>Falkland Islands</b>	03 Apr 2020	01-Sep-21	67	-	-	-	0.0%	2,540		2,632	1,775	50.3
	<b>Saint Pierre and Miquelon</b>	05 Apr 2020	02-Sep-21	31	-	-	-	0.0%	442				
	<b>Saint Barthelemy</b>	25 Jul 2020	09-Sep-21	1,542	-	2	-	0.1%	18,249				
<b>EUROPE</b>	<b>France</b>	24 Jan 2020	16-Sep-21	6,934,732	8,128	115,894	65	1.7%	10,341		49,630,717	42,874,150	63.5
	<b>Germany</b>	27 Jan 2020	15-Sep-21	4,144,336		189,154		4.6%	4,985	1,123	55,595,233	52,098,890	62.1
	<b>Finland</b>	29 Jan 2020	16-Sep-21	135,314	487	1,051	-	0.8%	2,451	3,209	4,085,588	3,180,206	57.3
	<b>Italy</b>	30 Jan 2020	16-Sep-21	4,623,155	5,115	130,167	67	2.8%	7,667	5,406	43,994,525	39,101,784	64.8
	<b>Russian Federation</b>	31 Jan 2020	16-Sep-21	7,214,520	19,594	195,835	794	2.7%	4,997	2,963	46,427,518	40,136,711	27.5
	<b>Spain</b>	31 Jan 2020	16-Sep-21	4,926,324	4,075	85,739	101	1.7%	10,464	1,348	37,303,202	35,571,661	76.1
	<b>Sweden</b>	31 Jan 2020	16-Sep-21	1,143,973	1,203	14,711	13	1.3%	11,122		7,037,966	6,221,380	61.2
	<b>United Kingdom of Great Britain</b>	31 Jan 2020	16-Sep-21	7,339,009	26,326	134,805	158	1.8%	10,981	17,687	48,480,178	44,170,373	64.8
	<b>Belgium</b>	05 Feb 2020	16-Sep-21	1,215,114	3,008	25,486	9	2.1%	10,581	3,551	8,504,951	8,277,672	71.2
	<b>Switzerland</b>	25 Feb 2020	16-Sep-21	820,980	2,270	11,010	-	1.3%	9,574	4,193	5,220,976	4,563,043	52.4
	<b>Austria</b>	25 Feb 2020	16-Sep-21	718,091	2,198	10,870	14	1.5%	8,089	42,818	5,630,639	5,322,310	58.9
	<b>Croatia</b>	25 Feb 2020	16-Sep-21	388,260	1,369	8,472	9	2.2%	9,545	3,173	1,766,447	1,655,970	40.6
	<b>Norway</b>	26 Feb 2020	16-Sep-21	179,946	496	841	-	0.5%	3,365	4,651	3,994,375	3,485,843	63.8
	<b>Romania</b>	26 Feb 2020	16-Sep-21	1,135,027	4,441	35,286	71	3.1%	5,864	878	5,331,254	5,221,369	27.3
	<b>Estonia</b>	26 Feb 2020	16-Sep-21	148,391	510	1,320	5	0.9%	11,186	4,212	742,961	575,507	43.4
	<b>Georgia</b>	26 Feb 2020	16-Sep-21	589,727	2,176	8,390	43	1.4%	15,851	12,096	914,222	619,889	15.6
	<b>North Macedonia</b>	26 Feb 2020	16-Sep-21	185,450	557	6,367	28	3.4%	8,901	3,395	763,966	647,769	31.1
	<b>Greece</b>	26 Feb 2020	16-Sep-21	625,083	2,322	14,354	43	2.3%	5,833	10,192	6,319,108	5,886,915	56.8
	<b>Denmark</b>	27 Feb 2020	16-Sep-21	353,744	313	2,619	2	0.7%	6,080	8,379	4,437,113	4,312,400	74.2
	<b>San Marino</b>	27 Feb 2020	14-Sep-21	5,388	-	90	-	1.7%	15,913		24,329	24,329	71.5
	<b>Lithuania</b>	27 Feb 2020	16-Sep-21	312,481	1,330	4,751	11	1.5%	11,213	2,817	1,712,315	1,584,435	58.9
	<b>Netherlands</b>	27 Feb 2020	16-Sep-21	1,979,114	2,098	18,097	7	0.9%	11,418	492	12,048,955	10,898,896	63.5
<b>Azerbaijan</b>	27 Feb 2020	16-Sep-21	467,173	1,783	6,227	32	1.3%	4,661	1,620	4,551,501	3,194,350	31.3	
<b>Belarus</b>	28 Feb 2020	16-Sep-21	510,481	1,967	3,966	13	0.8%	5,392	2,300	1,692,439	1,392,817	14.8	
<b>Iceland</b>	28 Feb 2020	16-Sep-21	11,377	39	33	-	0.3%	3,149	5,622	280,889	272,185	79.3	
<b>Ireland</b>	28 Feb 2020	16-Sep-21	371,301	1,413	5,179	24	1.4%	7,514	5,356	3,740,175	3,553,954	71.3	

<b>Monaco</b>	29 Feb 2020	16-Sep-21	3,288	3	33	-	1.0%	8,439		26,451	22,811	57.7
<b>Czech Republic</b>	01 Mar 2020	16-Sep-21	1,684,881	524	30,422	5	1.8%	15,791		6,023,270	5,870,250	54.7
<b>Luxembourg</b>	01 Mar 2020	16-Sep-21	77,098	102	834	-	1.1%	12,437	7,509	416,918	37,846	6.0
<b>Armenia</b>	01 Mar 2020	16-Sep-21	251,323	764	5,075	19	2.0%	8,497	2,115	215,278	120,443	4.1
<b>Latvia</b>	02 Mar 2020	16-Sep-21	149,081	596	2,632	4	1.8%	7,794	-	885,058	795,727	42.6
<b>Portugal</b>	02 Mar 2020	16-Sep-21	1,059,409	1,062	17,888	6	1.7%	10,316	4,324	8,840,653	8,291,303	81.5
<b>Andorra</b>	02 Mar 2020	16-Sep-21	15,113	5	130	-	0.9%	19,591	1,598	51,599	41,831	54.1
<b>Liechtenstein</b>	03 Mar 2020	15-Sep-21	3,394	-	60	-	1.8%	8,927	4,995	23,645	21,186	55.4
<b>Ukraine</b>	03 Mar 2020	16-Sep-21	2,331,540	5,744	54,651	101	2.3%	5,253	624	6,097,683	5,009,066	11.5
<b>Slovenia</b>	04 Mar 2020	16-Sep-21	280,544	1,327	4,486	7	1.6%	13,436	1,994	1,055,228	950,190	45.7
<b>Hungary</b>	04 Mar 2020	16-Sep-21	816,680	458	30,118	4	3.7%	8,359	1,235	5,850,887	5,558,919	57.7
<b>Poland</b>	04 Mar 2020	16-Sep-21	2,895,947	724	75,464	10	2.6%	7,627	1,008	19,561,992	19,143,244	50.7
<b>Faroe Islands</b>	04 Mar 2020	15-Sep-21	1,046	-	2	-	0.2%	2,149		37,447	35,502	72.4
<b>Bosnia and Herzegovina</b>	05 Mar 2020	16-Sep-21	224,862	905	10,161	30	4.5%	6,812	949	634,063	426,082	13.1
<b>Gibraltar</b>	05 Mar 2020	16-Sep-21	5,463	14	97	-	1.8%	16,210		39,808	39,382	116.9
<b>Slovakia</b>	06 Mar 2020	16-Sep-21	400,348	370	12,566	-	3.1%	7,340	4,661	2,407,907	2,212,213	40.5
<b>Serbia</b>	06 Mar 2020	16-Sep-21	846,114	7,602	7,664	31	0.9%	12,183	3,338	2,981,529	2,847,165	41.8
<b>Vatican City</b>	06 Mar 2020	17-Oct-20	27	-	-	-	0.0%	2,932				
<b>Malta</b>	07 Mar 2020	16-Sep-21	36,900	25	452	2	1.2%	7,341	2,664	417,684	416,849	81.0
<b>Moldova</b>	07 Mar 2020	16-Sep-21	279,143	1,289	6,569	10	2.4%	10,503	2,262	573,001	742,231	18.4
<b>Bulgaria</b>	08 Mar 2020	16-Sep-21	478,885	1,724	19,876	67	4.2%	6,865	3,100	1,089,066	1,257,214	18.2
<b>Albania</b>	09 Mar 2020	16-Sep-21	160,365	942	2,563	6	1.6%	5,619	-	904,594	713,517	24.8
<b>Cyprus</b>	09 Mar 2020	14-Sep-21	116,494	-	534	-	0.5%	9,719	51,589	588,112	538,439	60.6
<b>Channel Islands</b>	09 Mar 2020	16-Sep-21	1,483	15	20	-	1.3%	2,274		32,969	13,618	20.3
<b>Jersey</b>	10 Mar 2020	16-Sep-21	9,740	34	78	-	0.8%	10,725		76,723	73,347	72.6
<b>Kazakhstan</b>	13 Mar 2020	16-Sep-21	851,661	3,343	10,549	58	1.2%	4,600	-	7,160,129	5,982,331	31.5
<b>Kosovo</b>	13 Mar 2020	16-Sep-21	157,985	410	2,835	12	1.8%	8,805				
<b>Uzbekistan</b>	15 Mar 2020	16-Sep-21	166,644	619	1,175	6	0.7%	496		9,787,973	2,884,433	8.5
<b>Greenland</b>	16 Mar 2020	16-Sep-21	441	8	-	-	0.0%	784		40,730	35,290	62.1
<b>Montenegro</b>	17 Mar 2020	16-Sep-21	124,485	730	1,822	4	1.5%	20,009		224,708	199,060	31.7
<b>Kyrgyzstan</b>	18 Mar 2020	16-Sep-21	177,484	95	2,581	3	1.5%	2,749		753,735	547,493	8.3

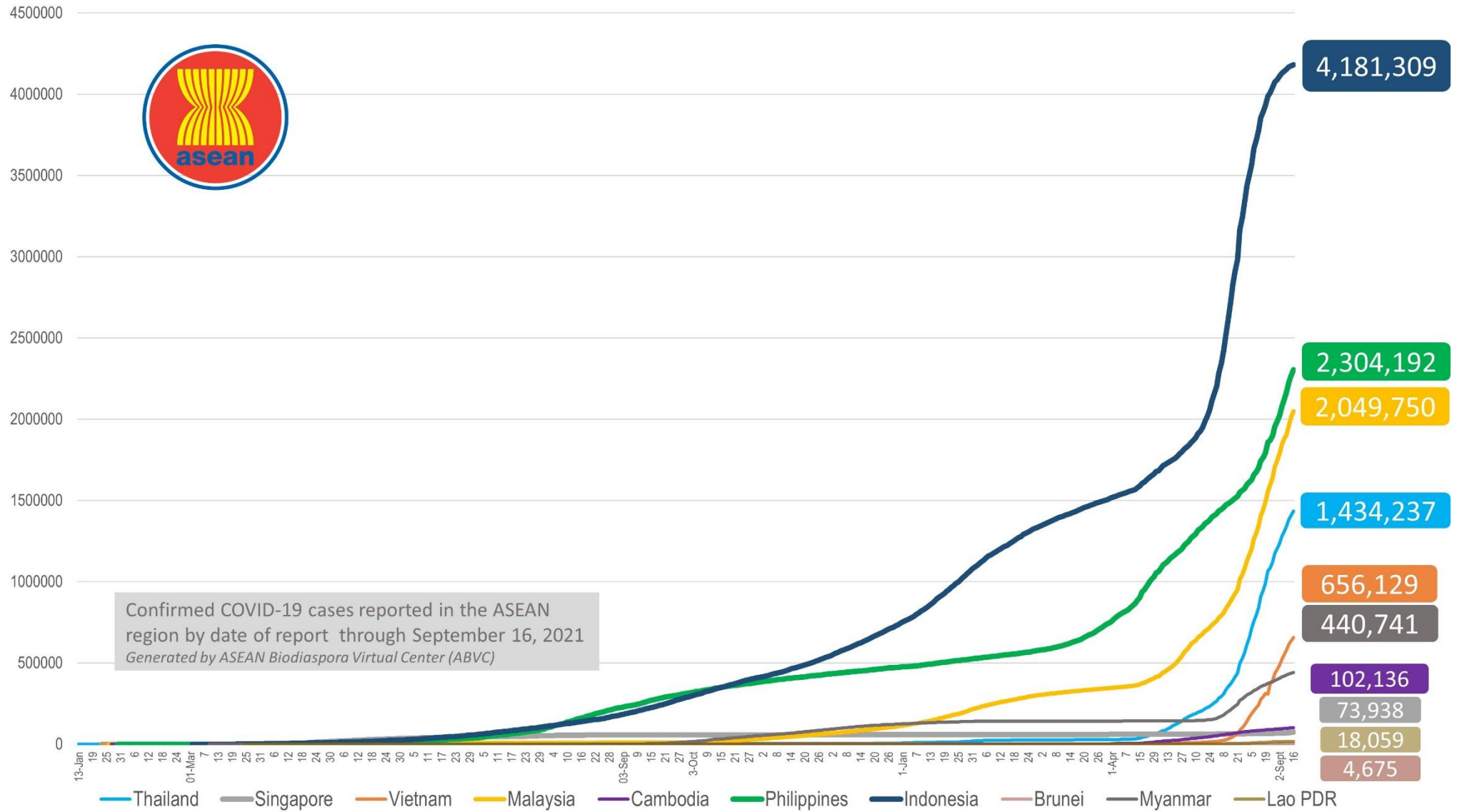


MIDDLE EAST	Isle of Man	19 Mar 2020	16-Sep-21	7,094	26	38	-	0.5%	8,387		65,428	63,402	74.2
	Tajikistan	30 Apr 2020	13-Sep-21	17,084	-	124	-	0.7%	183		2,168,537	1,278,240	13.1
	UAE	29 Jan 2020	16-Sep-21	731,307	564	2,069	1	0.3%	7,485	-	9,010,208	7,912,367	79.2
	Iran	19 Feb 2020	16-Sep-21	5,378,408	18,021	116,072	453	2.2%	6,487	1,599	22,943,141	12,104,002	14.2
	Israel	21 Feb 2020	16-Sep-21	1,208,144	5,932	7,465	13	0.6%	13,345	16,953	6,055,327	5,564,985	63.3
	Lebanon	21 Feb 2020	15-Sep-21	615,532	-	8,218	-	1.3%	8,978	-	1,479,033	1,189,659	17.6
	Kuwait	24 Feb 2020	16-Sep-21	411,018	58	2,436	1	0.6%	9,770	3,508	2,668,082	923,307	21.3
	Oman	24 Feb 2020	16-Sep-21	303,309	41	4,092	2	1.3%	6,097		2,592,464	1,443,886	27.6
	Bahrain	24 Feb 2020	16-Sep-21	274,041	64	1,388	-	0.5%	16,698	12,257	1,159,039	1,101,552	63.0
	Iraq	24 Feb 2020	16-Sep-21	1,967,187	3,923	21,683	52	1.1%	5,004	841	3,684,546	2,055,321	5.0
	Qatar	29 Feb 2020	16-Sep-21	235,187	133	604	-	0.3%	8,304	2,233	2,360,308	2,218,292	75.7
	Saudi Arabia	02 Mar 2020	16-Sep-21	546,336	85	8,645	5	1.6%	1,594	1,541	22,932,990	17,292,000	48.9
	Jordan	02 Mar 2020	16-Sep-21	811,463	904	10,586	12	1.3%	8,033	2,623	3,605,788	3,139,853	30.6
	Palestine	05 Mar 2020	16-Sep-21	409,493	2,501	4,139	15	1.0%	8,740		1,185,157	488,649	9.4
Syria	22 Mar 2020	16-Sep-21	30,153	179	2,104	7	7.0%	177		201,379	201,379	1.1	
Yemen	10 Apr 2020	16-Sep-21	8,557	30	1,619	7	18.9%	29		308,025	14,909	0.1	
AFRICA	Egypt	14 Feb 2020	15-Sep-21	294,482	-	16,908	-	5.7%	293		7,743,420	4,245,776	4.1
	Algeria	25 Feb 2020	16-Sep-21	200,989	219	5,651	21	2.8%	467		5,815,039	4,174,623	9.4
	Nigeria	28 Feb 2020	15-Sep-21	200,356	-	2,640	-	1.3%	100	81	4,024,704	1,687,315	0.8
	Tunisia	02 Mar 2020	16-Sep-21	697,421	1,142	24,383	46	3.5%	5,964	1,677	4,574,648	3,052,221	25.6
	Morocco	02 Mar 2020	16-Sep-21	913,423	2,432	13,775	46	1.5%	2,504	743	19,884,992	16,386,208	43.9
	Senegal	02 Mar 2020	16-Sep-21	73,562	23	1,841	3	2.5%	451	159	1,203,066	564,998	3.3
	South Africa	05 Mar 2020	16-Sep-21	2,873,415	4,214	85,779	310	3.0%	4,907	819	11,206,776	7,609,183	12.7
	Cameroon	06 Mar 2020	15-Sep-21	85,414	-	1,368	-	1.6%	330		363,773	80,748	0.3
	Togo	06 Mar 2020	15-Sep-21	24,093	-	209	-	0.9%	298	242	414,249	237,692	2.8
	Burkina Faso	09 Mar 2020	16-Sep-21	13,984	12	172	-	1.2%	69		166,160	102,268	0.5
	Democratic Republic of Congo	10 Mar 2020	15-Sep-21	56,322	-	1,068	-	1.9%	65		85,182	25,452	0.0
	Ivory Coast	11 Mar 2020	15-Sep-21	58,341	-	540	-	0.9%	227	167	1,193,877	273,400	1.0
	Reunion	11 Mar 2020	14-Sep-21	52,643	-	358	-	0.7%	6,776				
	Ghana	13 Mar 2020	09-Sep-21	123,874	-	1,098	-	0.9%	407	-	865,422	405,971	1.3
	Guinea	13 Mar 2020	16-Sep-21	30,136	-	370	-	1.2%	236		945,741	428,630	3.2
	Gabon	13 Mar 2020	15-Sep-21	27,291	-	174	-	0.6%	1,256	1,850	84,214	62,250	2.7
	Sudan	13 Mar 2020	15-Sep-21	38,000	-	2,875	-	7.6%	89		646,192	339,947	0.8
	Kenya	13 Mar 2020	16-Sep-21	245,337	511	4,961	12	2.0%	467	-	2,353,534	838,565	1.5
	Ethiopia	13 Mar 2020	16-Sep-21	328,735	1,669	5,059	24	1.5%	293	67	2,366,290	513,192	0.4
	Central African Republic	14 Mar 2020	09-Sep-21	11,309	-	100	-	0.9%	238		102,591	9,901	0.2
Seychelles	14 Mar 2020	14-Sep-21	20,748	-	110	-	0.5%	21,253		74,719	70,901	71.7	

<b>Rwanda</b>	14 Mar 2020	16-Sep-21	94,055	488	1,184	4	1.3%	745	1,127	1,827,371	1,054,763	7.9	
<b>Namibia</b>	14 Mar 2020	14-Sep-21	126,430	-	3,437	-	2.7%	5,068	566	232,051	142,127	5.5	
<b>Swaziland</b>	14 Mar 2020	16-Sep-21	45,274	96	1,194	4	2.6%	3,943		180,709	172,985	14.8	
<b>Mauritania</b>	14 Mar 2020	15-Sep-21	35,142	-	760	-	2.2%	776	-	311,544	21,545	0.5	
<b>Mayotte</b>	14 Mar 2020	16-Sep-21	20,107	40	176	-	0.9%	12,643					
<b>Equatorial Guinea</b>	15 Mar 2020	15-Sep-21	10,792	-	136	-	1.3%	796	723	210,358	159,805	11.0	
<b>Republic of Congo</b>	15 Mar 2020	09-Sep-21	13,701	-	183	-	1.3%	255		207,265	111,966	2.0	
<b>Benin</b>	16 Mar 2020	14-Sep-21	21,450	-	146	-	0.7%	182	-	152,669	42,212	0.3	
<b>Liberia</b>	16 Mar 2020	14-Sep-21	5,761	-	283	-	4.9%	117		104,545	27,392	0.5	
<b>Tanzania</b>	16 Mar 2020	10-Aug-21	1,367	-	50	-	3.7%	2		350,000	350,000	0.6	
<b>Somalia</b>	16 Mar 2020	15-Sep-21	18,820	-	1,041	-	5.5%	122		223,498	116,200	0.7	
<b>Gambia</b>	17 Mar 2020	15-Sep-21	9,867	-	330	-	3.3%	420	133	179,910	165,785	6.7	
<b>Zambia</b>	17 Mar 2020	15-Sep-21	208,161	-	3,636	-	1.7%	1,165	373	354,752	295,167	1.6	
<b>Mauritius</b>	18 Mar 2020	15-Sep-21	13,782	-	45	-	0.3%	1,089		842,642	783,223	61.5	
<b>Djibouti</b>	18 Mar 2020	16-Sep-21	11,960	33	157	-	1.3%	1,228		39,923	26,087	2.6	
<b>Niger</b>	19 Mar 2020	15-Sep-21	5,938	-	201	-	3.4%	25		404,246	87,492	0.4	
<b>Chad</b>	19 Mar 2020	15-Sep-21	5,021	-	174	-	3.5%	31		86,821	17,886	0.1	
<b>Zimbabwe</b>	20 Mar 2020	16-Sep-21	127,368	551	4,560	10	3.6%	870	253	2,891,837	1,963,979	13.0	
<b>Cape Verde</b>	20 Mar 2020	16-Sep-21	36,891	75	327	3	0.9%	6,708		272,501	94,997	16.9	
<b>Madagascar</b>	20 Mar 2020	13-Sep-21	42,898	-	958	-	2.2%	159	-	210,666	86,090	0.3	
<b>Uganda</b>	21 Mar 2020	14-Sep-21	121,784	-	3,115	-	2.6%	275	75	1,030,447	366,658	0.8	
<b>Eritrea</b>	21 Mar 2020	16-Sep-21	6,667	4	40	-	0.6%	188					
<b>Angola</b>	21 Mar 2020	15-Sep-21	51,407	-	1,360	-	2.6%	162		1,510,880	958,453	2.8	
<b>Mozambique</b>	22 Mar 2020	16-Sep-21	149,804	133	1,902	4	1.3%	493	11	1,864,229	1,563,257	4.9	
<b>Libya</b>	24 Mar 2020	16-Sep-21	328,856	1,053	4,480	11	1.4%	4,852		1,246,217	135,092	1.9	
<b>Guinea-Bissau</b>	25 Mar 2020	15-Sep-21	6,042	-	130	-	2.2%	315		28,097	2,993	0.2	
<b>Mali</b>	25 Mar 2020	16-Sep-21	15,020	18	545	2	3.6%	76		284,052	86,477	0.4	
<b>Botswana</b>	30 Mar 2020	13-Sep-21	165,644	-	2,337	-	1.4%	7,190		365,655	221,940	9.3	
<b>Sierra Leone</b>	31 Mar 2020	15-Sep-21	6,388	-	121	-	1.9%	82		181,065	40,045	0.5	
<b>Burundi</b>	31 Mar 2020	15-Sep-21	16,185	-	12	-	0.1%	140					
<b>Malawi</b>	02 Apr 2020	16-Sep-21	61,250	43	2,251	5	3.7%	329	-	725,381	461,402	2.4	
<b>South Sudan</b>	05 Apr 2020	15-Sep-21	11,767	-	121	-	1.0%	106	-	55,182	11,927	0.1	
<b>Sao Tome and Principe</b>	06 Apr 2020	16-Sep-21	2,984	91	42	-	1.4%	1,388		45,088	12,066	5.4	
<b>Comoros</b>	30 Apr 2020	16-Sep-21	4,101	1	147	-	3.6%	482		174,765	159,604	18.0	
<b>Lesotho</b>	13May 2020	26-Aug-21	14,395	-	403	-	2.8%	677		71,597	32,181	1.5	
			<b>216,691,850</b>	<b>339,771</b>	<b>4,527,950</b>	<b>5,273</b>	<b>2.1%</b>						

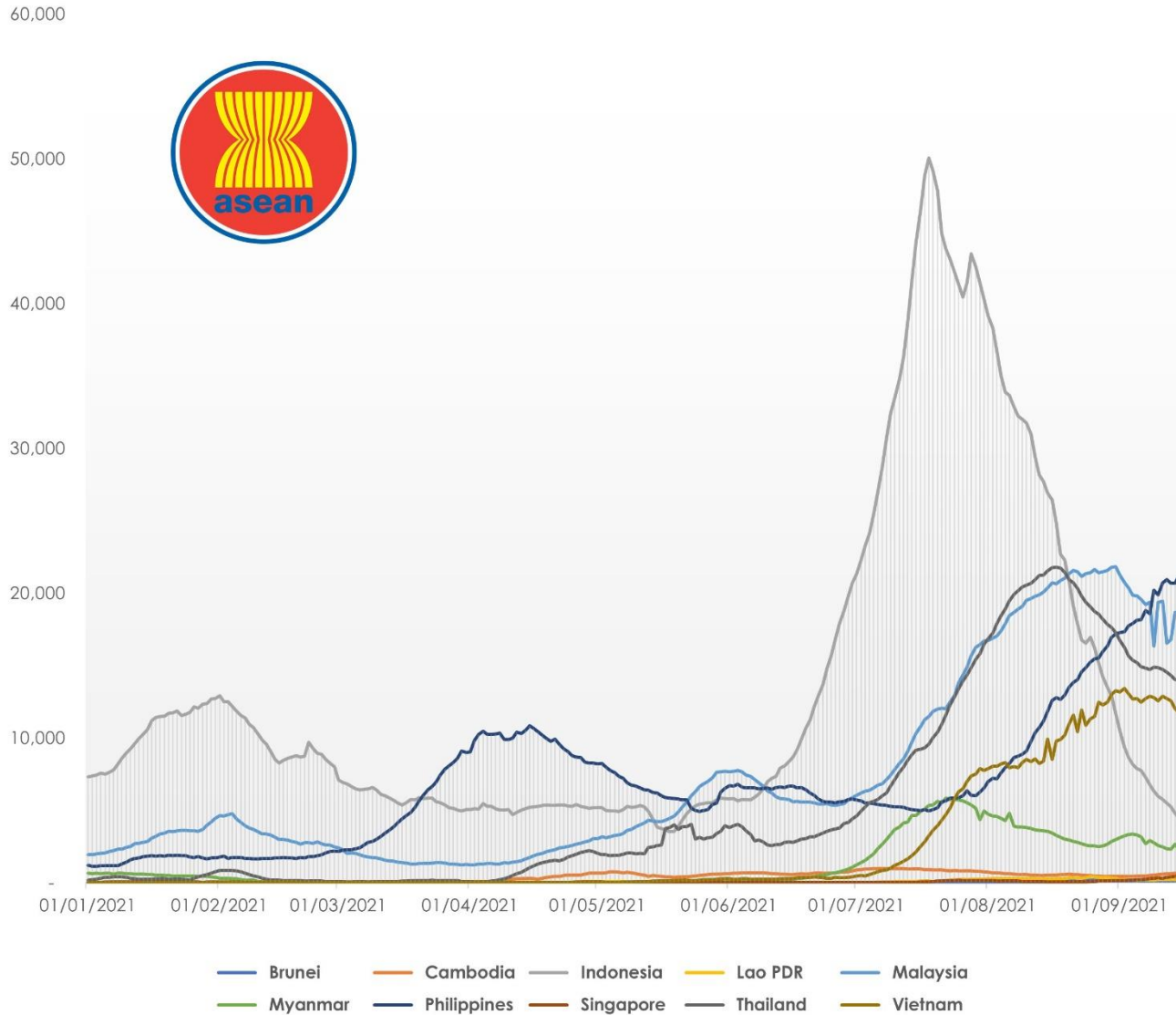
# COVID-19 Epi curve among ASEAN Countries

as of 16 September 2021



# 7-Day Rolling Average of COVID-19 new cases

as of 16 September 2021

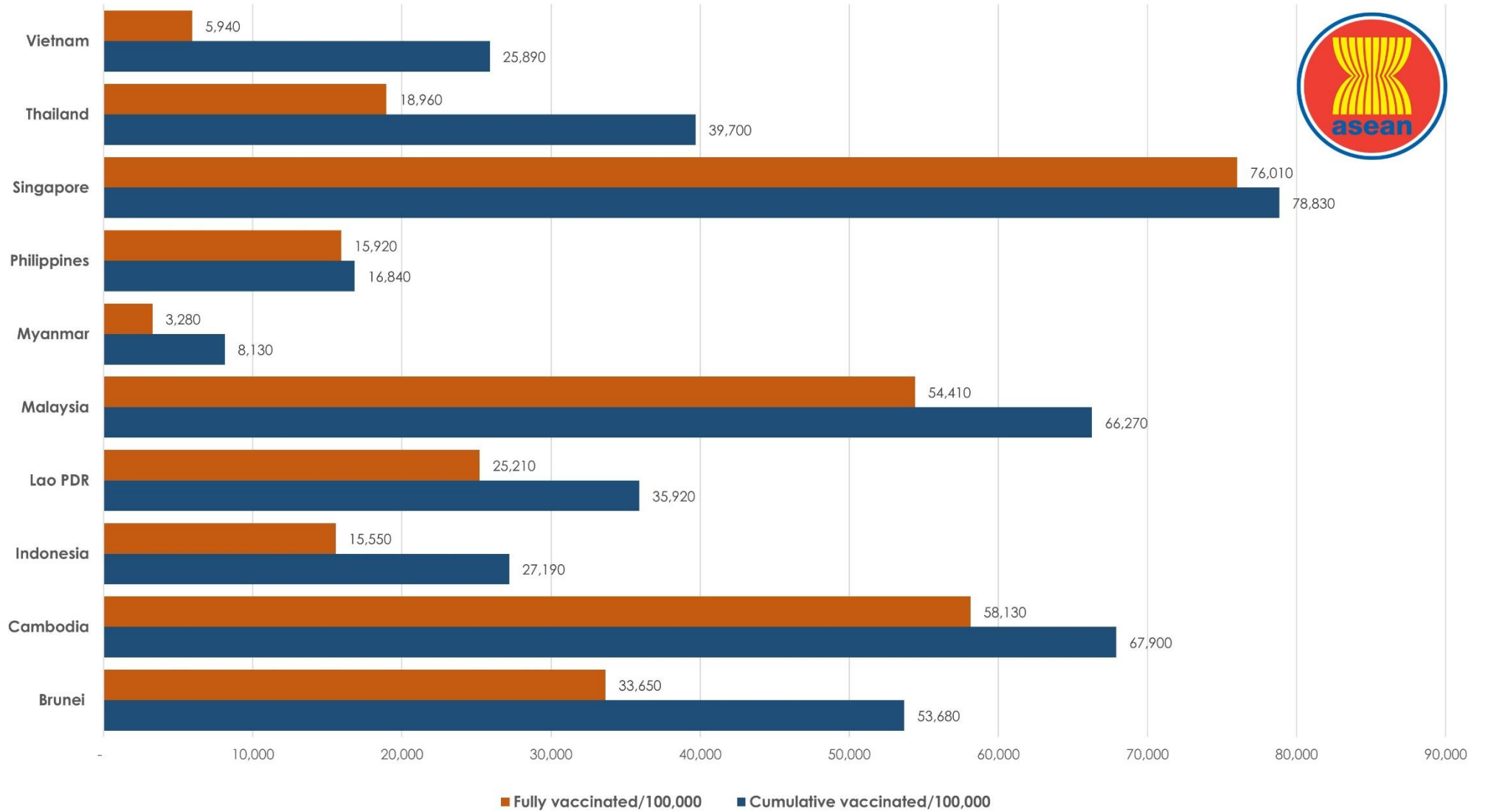


ASEAN Country	New Cases Rate of Change 7-Day Window*	P-value
Brunei	1.495	0.033
Cambodia	19.347	0
Indonesia	-332.663	0
Lao PDR	-1.27	0.541
Malaysia	-163.872	0.389
Myanmar	-44.862	0.18
Philippines	80.648	0.38
Singapore	40.087	0.001
Thailand	-195.408	0
Vietnam	-227.776	0.006

\*Beta coefficient of linear line of best fit; equal to the rate of change in the 7-day rolling average of new cases over the past 7 days (as of September 16, 2021)

# COVID-19 Vaccination Status

as of 16 September 2021



# Outlook Assessment

as of 14 September 2021

ASEAN MEMBER STATE	REQUIREMENT					
	At least <b>80% of the high-risk population has been vaccinated</b> with at least one dose of a COVID-19 vaccine.		At least <b>65% of the total population has a level of immunity</b> to COVID-19; either recovered from COVID-19 or have been vaccinated with at least one dose of a COVID-19 vaccine.		<b>Case levels are generally low</b> (a 7-day rolling average number of daily new cases that is <10 cases per 100,000, with each day's past-14-day test positivity is consistently <5%).	
	% of High risk population with one dose	Projected Completion Date <i>(moderate case scenario)</i>	% of Total population with one dose	Projected Completion Date <i>(moderate case scenario)</i>	Daily cases/100,000	Test positivity last 14 days
Brunei	>80.0	Aug 2021	53.8	Nov 2021	28.487	
Cambodia	>80.0	Jun 2021	73.1	Aug 2021	3.857	4.1
Indonesia	>80.0	Aug 2021	29.5	Jan 2022	1.773	4.9
Lao PDR	> 80.0	Aug 2021	39.4	Dec 2021	2.624	5.2
Malaysia	>80.0	Jul 2021	68.5	Sep 2021	58.443	
Myanmar	13.6	-	9.0	-	4.905	10.1
Philippines	75.2	Nov 2021	19.5	Jan 2022	19.127	25.2
Singapore	>80.0	May 2021	>80.3	Jul 2021	7.667	0.3
Thailand	76.3	Oct 2021	40.8	Nov 2021	20.148	30.6
Vietnam	67.9	Oct 2021	27.2	Nov 2021	12.449	4.9

