

COVID-19: Highlights and Situation Overview

Global Update

- Worldwide, there have been over 255 million cases and over 5 million deaths attributed to COVID-19.

Regional Update

- Vietnam's Ministry of Health announced 9,650 new COVID-19 infections on November 16 (Tuesday), the biggest rise in daily cases since September 26. Ho Chi Minh city recorded the highest number of daily infections with 1,183, followed by Tây Ninh with 683 and Tiền Giang with 671. Authorities in Hanoi reported 158 new cases. Among the new cases, only 9 were imported and the rest were local transmissions. According to the Ministry of Health, just over 4,100 COVID-19 patients are in a serious condition, with 366 requiring ventilation and 11 on life support (ECMO).
- Philippines' Department of Health (DOH) reported 849 new COVID-19 on November 16 (Tuesday), the lowest daily figure since December 28 last year, bringing the total number of confirmed cases in the country to 2,819,341. However, DOH added the low caseload "is largely due to weekly dip of testing output. Meanwhile, the government released a memorandum to make face shields voluntary in low-risk areas or areas under alert levels 1 to 3. However, wearing the face shields will remain mandatory in areas with high infections and communities under lockdowns.

Vaccine Update

- Malaysia reported a total of 22,332,571 individuals or 95.4% of the adult population have completed the COVID-19 vaccination as of November 16. Based on the Health Ministry's CovidNow portal, 22,882,504 individuals or 97.7% of the adult population have received at least one dose of the vaccine. As for adolescents aged 12-17, 81% or 2,549,437 individuals have completed the vaccination, while 87.2% or 2,743,176 individuals have received at least one dose of the vaccine. A total of 121,232 doses of the vaccine were administered yesterday, with 25,439 doses as second dose, 6,707 doses as first dose and 89,086 doses as booster dose, bringing the cumulative number of vaccine doses administered under the National COVID-19 Immunization Programme (NIP) to 51,455,404.
- Indonesia reported that 131.29 million people have received first doses of vaccines, while over 85.37 million have taken the second doses. Indonesia has so far administered over 217.85 million doses, including the third booster jabs. The country started its mass COVID-19 vaccinations on January 13 after the authorities approved the emergency use of the Chinese Sinovac vaccine.

Travel Advisories (new update/s)

- Indonesia: The foreign ministers of Singapore and Indonesia have agreed to continue discussions on a bilateral vaccinated travel lane (VTL), a day after Singapore announced that travellers from Indonesia could travel quarantine-free to the Republic from November 29. Indonesian Foreign Minister met with its Singaporean counterpart on Tuesday (November 16) to discuss bilateral cooperation, particularly safe travel arrangements including through a VTL. The two ministers had discussed the details of the implementation of the unilateral quarantine-free travel scheme granted by Singapore to travellers from Indonesia on a point-to-point basis, namely from Jakarta to Singapore. Under the VTL, travellers entering Singapore do not have to serve a stay-home notice. Instead, they have to test negative for

COVID-19 two days prior to departure for Singapore, as well as upon arrival. Upon arrival, they will be required to take a polymerase chain reaction (PCR) test, and can go about their activities if they test negative. However, Indonesia remains closed to general travel from Singapore. Transport Minister said he hopes that Indonesia will soon reopen its borders to travellers from Singapore, noting it has already opened its borders to visitors from 19 countries. For a start, there will be two daily VTL flights between Singapore and Jakarta, and this will go up to four.

Cases and Deaths as of 17 November 2021

- As of 17 November 2021 (2PM, GMT+8), worldwide, there were **255,430,313** confirmed cases, including **5,135,146** deaths. Globally, Case Fatality Rate (CFR) was **2.0**.
- In **China**, there were **127,301** confirmed cases with **5,697** deaths, including deaths in Hong Kong (213) and Taiwan (848). Confirmed cases in China include confirmed cases in Hong Kong (12,389), Macau (77), and Taiwan (16,498). CFR was **4.5**.
- **13,647,965 confirmed cases** of COVID-19 have been reported in the ASEAN region with a total of **285,312 deaths**, with a CFR of **2.1**.

REGION	COUNTRY	FIRST CONFIRMED CASE(S)	LATEST REPORT ON CONFIRMED CASE(S)	TOTAL CONFIRMED CASES	NEW CASES (7-DAY ROLLING AVERAGE)	TOTAL DEATHS	NEW DEATHS (7-DAY ROLLING AVERAGE)	CASE FATALITY RATE	CUMULATIVE CASES/ 100,000	NUMBER OF TESTS LAST 14 DAYS/ 100,000	CUMULATIVE VACCINATED	CUMULATIVE FULLY VACCINATED	FULLY VACCINATED / 100
ASEAN REGION	Brunei	10-Mar-20	16-Nov-21	14,291	22 (55)	96	- (0)	0.7%	3,298		381,106	299,651	67.9
	Cambodia	27-Jan-20	16-Nov-21	119,636	48 (58)	2,876	4 (5)	2.4%	726	-	14,055,958	13,207,379	77.9
	Indonesia	02-Mar-20	16-Nov-21	4,251,423	347 (369)	143,685	15 (15)	3.4%	1,571	-	130,616,514	84,552,446	30.6
	Lao PDR	24-Mar-20	16-Nov-21	56,324	1,306 (1,062)	110	6 (3)	0.2%	786	828	3,251,958	2,776,646	37.6
	Malaysia	25-Jan-20	16-Nov-21	2,556,865	5,413 (5,801)	29,769	40 (49)	1.2%	8,003	4,517	25,583,886	24,833,054	75.8
	Myanmar	23-Mar-20	16-Nov-21	514,716	754 (875)	18,963	17 (15)	3.7%	952	-	13,905,795	8,247,188	15.1
	Philippines	30-Jan-20	16-Nov-21	2,819,341	830 (1,807)	45,808	99 (177)	1.6%	2,608	494	32,954,936	38,809,651	35.0
	Singapore	23-Jan-20	16-Nov-21	239,272	2,069 (2,638)	594	8 (12)	0.2%	4,195	2,041	4,759,748	4,703,751	86.3
	Thailand	13-Jan-20	16-Nov-21	2,030,700	5,947 (6,886)	20,141	62 (54)	1.0%	2,917	263	45,374,194	36,855,732	52.7
	Vietnam	23-Jan-20	16-Nov-21	1,045,397	10,259 (8,656)	23,270	87 (83)	2.2%	1,084	1,261	64,467,940	35,283,284	35.9
				13,647,965	26,995	285,312	338	2.1%					

- **241,655,047 confirmed cases** of COVID-19 have been reported in **223 countries/states** (other than China, Hong Kong, Taiwan, Macau, and ASEAN countries):

REGION	COUNTRY	FIRST CONFIRMED CASE(S)	LATEST REPORT ON CONFIRMED CASE(S)	TOTAL CONFIRMED CASES	NEW CASES	TOTAL DEATHS	NEW DEATHS	CASE FATALITY RATE	CUMULATIVE CASES/ 100,000	NUMBER OF TESTS LAST 14 DAYS/ 100,000	CUMULATIVE IMMUNIZED	CUMULATIVE FULLY VACCINATED	FULLY VACCINATED/ 100
ASIA PACIFIC	Japan	16 Jan 2020	15-Nov-21	1,725,198	-	18,243	-	1.1%	1,366	464	99,305,487	95,523,510	75.8
	South Korea	20 Jan 2020	16-Nov-21	399,591	2,125	3,137	22	0.8%	773	-	42,026,710	40,193,024	78.3
	Nepal	24 Jan 2020	16-Nov-21	817,672	339	11,482	4	1.4%	2,858	275	8,736,532	7,436,714	25.1

Australia	25 Jan 2020	16-Nov-21	191,614	1,010	1,898	10	1.0%	747	7,355	19,605,792	17,958,614	69.6
Sri Lanka	27 Jan 2020	16-Nov-21	552,994	720	14,034	18	2.5%	2,536	360	15,876,907	13,665,555	63.6
India	30 Jan 2020	15-Nov-21	34,456,401	-	463,852	-	1.3%	2,522	1,058	753,932,806	373,048,684	26.8
Afghanistan	24 Feb 2020	16-Nov-21	156,649	39	7,295	1	4.7%	412		3,097,293	2,755,517	6.9
Pakistan	26 Feb 2020	16-Nov-21	1,280,092	216	28,618	6	2.2%	591	249	78,406,714	48,408,374	21.5
New Zealand	28 Feb 2020	16-Nov-21	9,088	222	35	1	0.4%	185	7,121	3,806,051	3,427,732	66.9
Bhutan	05 Mar 2020	13-Nov-21	2,625	-	3	-	0.1%	344	2,260	588,307	559,839	71.8
Maldives	07 Mar 2020	16-Nov-21	90,117	118	247	-	0.3%	16,973	8,383	395,004	360,584	66.3
Bangladesh	08 Mar 2020	15-Nov-21	1,572,735	-	27,926	-	1.8%	965	126	51,788,929	33,147,813	19.9
Mongolia	10 Mar 2020	16-Nov-21	374,097	753	1,899	11	0.5%	11,599	2,578	2,257,845	2,145,138	64.4
Turkey	10 Mar 2020	16-Nov-21	8,457,119	25,101	73,973	227	0.9%	10,137	5,543	55,867,039	49,707,889	58.5
French Polynesia	12 Mar 2020	15-Nov-21	46,762	-	636	-	1.4%	16,743		159,343	153,474	54.3
Guam	15 Mar 2020	15-Nov-21	18,942	-	258	-	1.4%	11,323		133,278	122,319	72.6
New Caledonia	17 Mar 2020	16-Nov-21	11,698	78	273	1	2.3%	4,065		178,199	164,607	57.1
Fiji	18 Mar 2020	15-Nov-21	52,429	-	694	-	1.3%	5,891	-	632,505	576,311	63.8
Papua New Guinea	21 Mar 2020	14-Nov-21	32,985	-	436	-	1.3%	376	-	183,856	106,657	1.2
Timor Leste	21 Mar 2020	16-Nov-21	19,812	2	122	-	0.6%	1,532	-	587,392	382,227	28.4
Northern Mariana Islands	28 Mar 2020	04-Nov-21	342	-	3	-	0.9%	598		38,382	35,205	67.9
North Korea	24 Jul 2020	25-Jul-20	1	-	-	-	0.0%	0				
Solomon Islands	03 Oct 2020	16-Apr-21	20	-	-	-	0.0%	3		135,995	35,567	5.1
Wallis et Futuna	17 Oct 2020	06-May-21	445	-	7	-	1.6%	2,777		5,988	5,870	52.9
Marshall Islands	26 Oct 2020	17-Nov-20	4	-	-	-	0.0%	7		24,653	21,512	27.7
Vanuatu	11 Nov 2020	24-Oct-21	6	-	1	-	16.7%	2		85,976	36,891	11.7
Samoa	18 Nov 2020	12-Feb-21	3	-	-	-	0.0%	2		137,258	86,246	43.1
Micronesia	11 Jan 2021	11-Jan-21	1	-	-	-	0.0%	1		47,340	41,551	40.6
Palau	31 May 2021	08-Oct-21	8	-	-	-	0.0%	44		18,040	15,749	73.1

	Tonga	05 Nov 2021	05-Nov-21	1	-				1		63,259	39,309	36.8
AMERICAS	USA	21 Jan 2020	16-Nov-21	48,125,782	52,884	785,649	870	1.6%	14,662	3,715	227,133,617	193,805,327	57.6
	Canada	25 Jan 2020	16-Nov-21	1,753,709	1,282	29,389	7	1.7%	4,614	2,982	30,069,642	28,706,297	75.4
	Brazil	26 Feb 2020	15-Nov-21	21,964,527	-	611,608	-	2.8%	10,373	2	162,313,446	127,854,186	59.8
	Mexico	28 Feb 2020	15-Nov-21	3,846,508	-	291,204	-	7.6%	3,015	87	75,455,207	63,394,870	48.7
	Saint Martin	01 Mar 2020	10-Nov-21	3,925	-	56	-	1.4%	10,328				
	Ecuador	01 Mar 2020	14-Nov-21	521,792	-	33,088	-	6.3%	3,003	74	12,918,843	10,467,328	58.5
	Dominican Republic	01 Mar 2020	16-Nov-21	398,018	1,002	4,174	4	1.0%	3,706	-	6,819,570	5,467,873	49.9
	Chile	03 Mar 2020	16-Nov-21	1,730,456	1,689	38,005	4	2.2%	9,131	4,802	16,704,272	15,732,382	81.9
	Argentina	03 Mar 2020	16-Nov-21	5,308,781	1,622	116,294	44	2.2%	11,813	85	35,816,140	27,479,827	60.3
	Peru	05 Mar 2020	15-Nov-21	2,215,373	-	200,672	-	9.1%	6,814	25	20,929,917	16,481,538	49.4
	Costa Rica	06 Mar 2020	15-Nov-21	564,662	-	7,223	-	1.3%	11,187	558	3,790,500	2,922,621	56.9
	Colombia	06 Mar 2020	16-Nov-21	5,036,287	2,021	127,865	32	2.5%	10,005	1,108	33,019,141	22,759,122	44.4
	French Guiana	06 Mar 2020	15-Nov-21	45,445	-	322	-	0.7%	23,245				
	Martinique	06 Mar 2020	07-Nov-21	43,881	-	700	-	1.6%	10,137				
	Paraguay	07 Mar 2020	15-Nov-21	462,003	-	16,340	-	3.5%	6,558	321	3,180,418	2,508,250	34.7
	Panama	10 Mar 2020	15-Nov-21	474,735	-	7,346	-	1.5%	11,180	1,293	2,990,618	2,398,985	54.8
	Bolivia	10 Mar 2020	15-Nov-21	524,261	-	19,022	-	3.6%	4,554	581	4,688,731	3,948,592	33.4
	Honduras	11 Mar 2020	15-Nov-21	377,102	-	10,362	-	2.7%	3,869		3,957,957	3,622,891	36.0
	Cuba	11 Mar 2020	16-Nov-21	959,307	243	8,284	1	0.9%	8,464	-	10,084,965	8,543,079	75.5
	Guyana	11 Mar 2020	15-Nov-21	36,872	-	959	-	2.6%	4,710		390,110	258,864	32.8
Jamaica	12 Mar 2020	16-Nov-21	90,341	30	2,331	2	2.6%	3,064	485	631,368	479,837	16.1	
St Vincent and the Grenadines	12 Mar 2020	15-Nov-21	5,326	-	72	-	1.4%	4,816	1,289	28,278	20,298	18.2	
Saint Lucia	13 Mar 2020	15-Nov-21	12,844	-	270	-	2.1%	7,027		52,851	44,062	23.9	
Trinidad and Tobago	13 Mar 2020	15-Nov-21	62,670	-	1,870	-	3.0%	4,493	-	632,571	627,596	44.7	
Venezuela	13 Mar 2020	15-Nov-21	420,500	-	5,034	-	1.2%	1,475		13,858,057	9,271,857	32.3	
Guatemala	13 Mar 2020	14-Nov-21	610,034	-	15,730	-	2.6%	3,674	412	5,568,125	3,606,182	19.8	
Uruguay	13 Mar 2020	15-Nov-21	396,677	-	6,102	-	1.5%	11,459	-	2,772,205	2,635,575	75.6	
Curacao	13 Mar 2020	15-Nov-21	17,234	-	175	-	1.0%	10,940		101,959	93,750	56.9	
Puerto Rico	13 Mar 2020	15-Nov-21	186,610	-	3,257	-	1.7%	5,843		2,673,876	2,369,831	74.2	

Suriname	13 Mar 2020	16-Nov-21	50,170	92	1,139	-	2.3%	8,630		254,357	211,664	35.8
Antigua and Barbuda	13 Mar 2020	15-Nov-21	4,122	-	107	-	2.6%	4,244	-	58,497	52,689	53.4
Guadeloupe	13 Mar 2020	10-Nov-21	54,920	-	745	-	1.4%	12,397				
Cayman Islands	13 Mar 2020	12-Nov-21	4,203	-	2	-	0.0%	6,471		57,357	55,157	83.0
Aruba	14 Mar 2020	16-Nov-21	16,113	24	172	-	1.1%	15,156		83,228	77,431	72.2
Bahamas	15 Mar 2020	15-Nov-21	22,613	-	669	-	3.0%	5,806	944	143,726	128,242	32.3
US Virgin Islands	16 Mar 2020	15-Nov-21	7,370	-	84	-	1.1%	6,912		56,912	50,032	47.1
Sint Maarten	17 Mar 2020	15-Nov-21	4,542	-	75	-	1.7%	11,151		26,640	24,515	56.5
Montserrat	17 Mar 2020	09-Oct-21	41	-	1	-	2.4%	439		1,531	1,417	28.5
Barbados	17 Mar 2020	15-Nov-21	22,316	-	194	-	0.9%	7,775		151,634	132,284	46.0
El Salvador	18 Mar 2020	15-Nov-21	118,041	-	3,735	-	3.2%	1,829	-	4,380,340	3,978,938	61.0
Nicaragua	18 Mar 2020	09-Nov-21	16,877	-	207	-	1.2%	258		1,249,238	563,164	8.4
Bermuda	18 Mar 2020	15-Nov-21	5,713	-	106	-	1.9%	8,938		48,464	47,365	76.3
Haiti	19 Mar 2020	15-Nov-21	24,635	-	708	-	2.9%	219		97,950	40,721	0.4
Dominica	22 Mar 2020	12-Nov-21	5,336	-	35	-	0.7%	7,431		28,207	25,748	35.7
Grenada	22 Mar 2020	15-Nov-21	5,865	-	200	-	3.4%	5,236		39,254	33,028	29.2
Belize	23 Mar 2020	15-Nov-21	29,105	-	544	-	1.9%	7,456	2,428	226,060	187,697	46.4
Turks and Caicos Islands	23 Mar 2020	14-Nov-21	3,045	-	23	-	0.8%	7,973		29,210	27,133	69.2
Saint Kitts and Nevis	24 Mar 2020	15-Nov-21	2,753	-	27	-	1.0%	5,212	4,383	26,215	24,657	46.1
British Virgin Islands	25 Mar 2020	06-Oct-21	2,725	-	37	-	1.4%	9,074		18,137	16,471	54.1
Anguilla	26 Mar 2020	12-Nov-21	1,137	-	4	-	0.4%	8,579		9,624	9,158	60.6
Caribbean Netherlands	01 Apr 2020	15-Nov-21	2,633	-	21	-	0.8%	14,618		19,109	16,736	63.3
Falkland Islands	03 Apr 2020	04-Nov-21	72	-	-	-	0.0%	2,729		2,632	1,775	50.3
Saint Pierre and Miquelon	05 Apr 2020	04-Oct-21	32	-	-	-	0.0%	456				
Saint Barthelemy	25 Jul 2020	21-Oct-21	1,589	-	6	-	0.4%	18,805				
EUROPE												
France	24 Jan 2020	16-Nov-21	7,310,664	19,778	118,271	47	1.6%	10,902		51,529,893	46,405,626	68.7
Germany	27 Jan 2020	16-Nov-21	5,124,208	43,811	98,660	328	1.9%	6,164	1,403	58,302,768	56,213,082	67.0
Finland	29 Jan 2020	16-Nov-21	171,222	937	1,233	3	0.7%	3,102	2,655	4,258,289	3,968,220	71.5

Italy	30 Jan 2020	16-Nov-21	4,873,075	7,815	132,893	74	2.7%	8,082	10,637	46,874,209	43,838,635	72.6
Russian Federation	31 Jan 2020	16-Nov-21	9,145,912	36,818	257,837	1,240	2.8%	6,335	7,258	61,521,738	51,370,215	35.2
Spain	31 Jan 2020	16-Nov-21	5,061,045	4,091	87,745	29	1.7%	10,751	1,076	38,164,244	37,474,324	80.2
Sweden	31 Jan 2020	15-Nov-21	1,185,093	-	15,094	-	1.3%	11,522		7,276,486	6,964,838	68.6
United Kingdom of Great Britain	31 Jan 2020	16-Nov-21	9,637,190	36,821	143,159	214	1.5%	14,420	16,824	50,582,504	46,027,909	67.5
Belgium	05 Feb 2020	16-Nov-21	1,512,474	9,229	26,403	27	1.7%	13,170	8,486	8,767,258	8,622,577	74.1
Switzerland	25 Feb 2020	16-Nov-21	923,037	3,223	11,369	1	1.2%	10,764	4,844	5,788,048	5,626,069	64.6
Austria	25 Feb 2020	16-Nov-21	981,904	10,363	11,807	61	1.2%	11,061	66,191	6,130,395	5,749,313	63.6
Croatia	25 Feb 2020	16-Nov-21	544,330	4,443	9,986	50	1.8%	13,382	3,338	2,048,628	1,859,418	45.6
Norway	26 Feb 2020	15-Nov-21	229,309	-	951	-	0.4%	4,288	3,227	4,220,424	3,774,425	69.1
Romania	26 Feb 2020	16-Nov-21	1,748,568	4,128	53,661	397	3.1%	9,033	4,365	7,331,734	6,843,722	35.8
Estonia	26 Feb 2020	16-Nov-21	213,474	867	1,700	10	0.8%	16,092	6,880	817,082	775,860	58.6
Georgia	26 Feb 2020	16-Nov-21	791,115	5,204	11,140	83	1.4%	21,264	-	1,088,007	969,209	24.4
North Macedonia	26 Feb 2020	16-Nov-21	209,971	522	7,354	17	3.5%	10,078	8,198	867,952	784,833	37.7
Greece	26 Feb 2020	16-Nov-21	847,188	8,364	16,923	85	2.0%	7,906	37,317	6,812,525	6,472,459	62.4
Denmark	27 Feb 2020	16-Nov-21	430,891	3,899	2,781	9	0.6%	7,405	18,305	4,518,733	4,429,661	76.2
San Marino	27 Feb 2020	14-Nov-21	5,654	-	92	-	1.6%	16,698		25,173	22,329	65.7
Lithuania	27 Feb 2020	16-Nov-21	446,120	1,939	6,375	31	1.4%	16,008	6,509	1,840,794	1,751,903	65.1
Netherlands	27 Feb 2020	16-Nov-21	2,334,472	20,168	18,785	35	0.8%	13,468	1,743	13,104,286	12,571,545	73.2
Azerbaijan	27 Feb 2020	16-Nov-21	563,940	2,015	7,502	31	1.3%	5,626	1,652	5,022,490	4,480,735	43.8
Belarus	28 Feb 2020	16-Nov-21	631,025	1,754	4,875	14	0.8%	6,666	3,510	3,111,709	2,297,926	24.3
Iceland	28 Feb 2020	16-Nov-21	15,968	227	34	-	0.2%	4,419	9,514	283,668	279,541	81.4
Ireland	28 Feb 2020	16-Nov-21	507,413	4,395	5,566	-	1.1%	10,269	7,220	3,835,369	3,767,625	75.6
Monaco	29 Feb 2020	16-Nov-21	3,498	12	36	-	1.0%	8,978		26,672	23,308	59.0
Czech Republic	01 Mar 2020	16-Nov-21	1,907,629	11,554	31,636	95	1.7%	17,879		6,431,141	6,197,874	57.8
Luxembourg	01 Mar 2020	16-Nov-21	84,866	-	859	-	1.0%	13,690	5,817	441,243	418,437	65.9
Armenia	01 Mar 2020	16-Nov-21	329,913	572	7,107	52	2.2%	11,154	4,464	579,360	252,496	8.5
Latvia	02 Mar 2020	16-Nov-21	241,839	1,077	3,796	31	1.6%	12,643	11,040	1,236,827	1,118,593	59.9
Portugal	02 Mar 2020	16-Nov-21	1,110,155	1,693	18,274	9	1.6%	10,810	4,191	9,037,865	8,902,861	87.6

Andorra	02 Mar 2020	16-Nov-21	15,929	22	130	-	0.8%	20,649	2,292	54,999	49,535	64.0	
Liechtenstein	03 Mar 2020	15-Nov-21	3,822	-	61	-	1.6%	10,053	4,713	25,512	24,786	64.8	
Ukraine	03 Mar 2020	16-Nov-21	3,244,749	16,308	77,985	838	2.4%	7,310	1,655	12,331,550	8,908,095	20.5	
Slovenia	04 Mar 2020	16-Nov-21	383,734	3,770	4,958	5	1.3%	18,379	4,800	1,210,122	1,132,229	54.5	
Hungary	04 Mar 2020	16-Nov-21	966,167	5,323	32,336	165	3.3%	9,889	3,997	6,003,414	5,777,331	60.0	
Poland	04 Mar 2020	16-Nov-21	3,230,634	16,611	79,161	282	2.5%	8,508	3,388	20,475,445	20,147,634	53.3	
Faroe Islands	04 Mar 2020	15-Nov-21	2,966	-	10	-	0.3%	6,093		40,205	38,142	77.8	
Bosnia and Herzegovina	05 Mar 2020	16-Nov-21	265,942	793	12,113	38	4.6%	8,056	1,178	833,233	720,641	22.1	
Gibraltar	05 Mar 2020	16-Nov-21	6,634	73	98	-	1.5%	19,685		40,786	39,815	118.2	
Slovakia	06 Mar 2020	16-Nov-21	569,866	6,421	13,644	46	2.4%	10,448	11,014	2,546,037	2,326,251	42.6	
Serbia	06 Mar 2020	16-Nov-21	1,218,423	3,773	10,951	55	0.9%	17,544	3,276	3,212,804	3,052,529	44.4	
Vatican City	06 Mar 2020	17-Oct-20	27	-	-	-	0.0%	2,932					
Malta	07 Mar 2020	16-Nov-21	38,319	64	462	-	1.2%	7,623	4,852	433,207	430,616	83.4	
Moldova	07 Mar 2020	16-Nov-21	354,755	977	8,602	53	2.4%	13,349	5,145	884,590	904,467	22.5	
Bulgaria	08 Mar 2020	15-Nov-21	658,870	-	26,555	-	4.0%	9,445	6,218	1,532,911	1,633,511	23.7	
Albania	09 Mar 2020	16-Nov-21	193,856	587	3,004	7	1.5%	6,792	-	1,047,822	924,194	32.2	
Cyprus	09 Mar 2020	07-Nov-21	124,225	-	577	-	0.5%	10,364	57,916	610,308	575,402	64.2	
Channel Islands	09 Mar 2020	16-Nov-21	2,819	48	23	-	0.8%	4,322		32,969	13,618	21.5	
Jersey	10 Mar 2020	16-Nov-21	12,361	87	80	-	0.6%	13,612		79,166	74,817	74.0	
Kazakhstan	13 Mar 2020	16-Nov-21	958,468	931	12,450	16	1.3%	5,177	-	8,539,432	7,817,732	41.2	
Kosovo	13 Mar 2020	16-Nov-21	160,952	4	2,980	-	1.9%	8,970					
Uzbekistan	15 Mar 2020	16-Nov-21	190,104	189	1,360	2	0.7%	566		15,554,597	5,882,086	17.3	
Greenland	16 Mar 2020	16-Nov-21	1,070	31	-	-	0.0%	1,903		40,125	37,258	65.5	
Montenegro	17 Mar 2020	16-Nov-21	152,931	520	2,217	1	1.4%	24,582		265,777	249,178	39.7	
Kyrgyzstan	18 Mar 2020	16-Nov-21	182,528	103	2,710	3	1.5%	2,827		1,047,579	824,488	12.4	
Isle of Man	19 Mar 2020	15-Nov-21	10,296	-	64	-	0.6%	12,173		68,139	64,724	75.8	
Tajikistan	30 Apr 2020	12-Nov-21	17,091	-	124	-	0.7%	183		2,714,911	2,137,123	21.9	
MIDDLE EAST	UAE	29 Jan 2020	15-Nov-21	741,006	-	2,144	-	0.3%	7,584	33,788	9,801,529	8,832,256	88.4
	Iran	19 Feb 2020	16-Nov-21	6,051,642	6,430	128,406	134	2.1%	7,299	1,840	55,576,533	42,183,468	49.6
	Israel	21 Feb 2020	16-Nov-21	1,338,233	452	8,148	5	0.6%	14,782	10,739	6,259,063	5,756,190	62.0
	Lebanon	21 Feb 2020	15-Nov-21	652,966	-	8,588	-	1.3%	9,524	-	1,843,550	1,612,455	23.8
	Kuwait	24 Feb 2020	16-Nov-21	413,050	16	2,462	-	0.6%	9,818	4,747	1,452,148	923,307	21.3

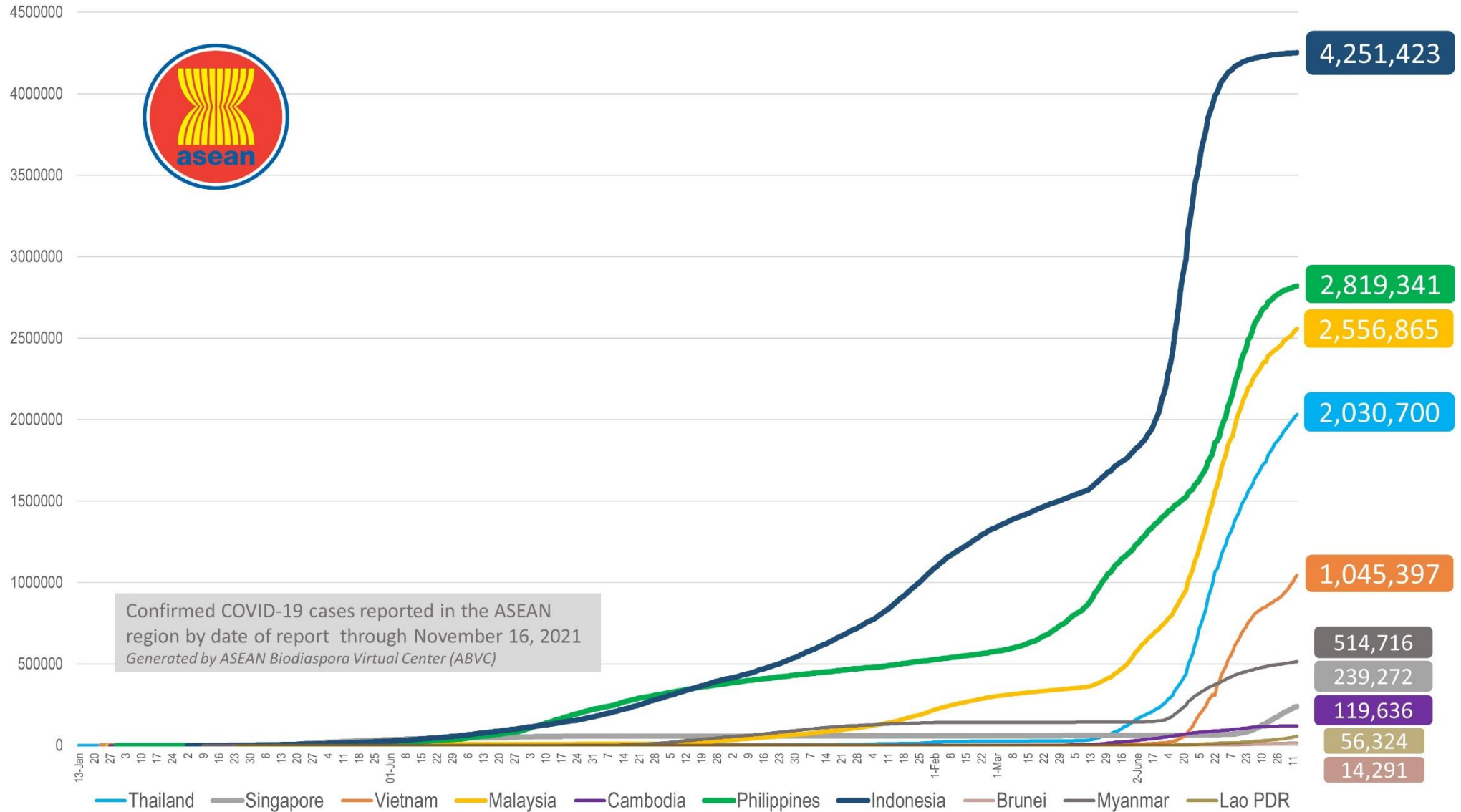
	Oman	24 Feb 2020	16-Nov-21	304,441	4	4,113	-	1.4%	6,119		3,089,635	2,733,021	52.3	
	Bahrain	24 Feb 2020	16-Nov-21	277,262	16	1,393	-	0.5%	16,894	12,576	1,184,081	1,148,965	65.7	
	Iraq	24 Feb 2020	16-Nov-21	2,070,883	807	23,562	26	1.1%	5,268	583	6,660,614	4,021,944	9.8	
	Qatar	29 Feb 2020	16-Nov-21	241,378	146	611	-	0.3%	8,523	-	2,360,308	2,218,292	75.7	
	Saudi Arabia	02 Mar 2020	16-Nov-21	549,297	37	8,818	2	1.6%	1,603	1,143	24,430,380	22,061,577	62.4	
	Jordan	02 Mar 2020	16-Nov-21	898,682	3,118	11,279	24	1.3%	8,896	4,948	4,051,850	3,629,533	35.3	
	Palestine	05 Mar 2020	16-Nov-21	457,477	87	4,764	3	1.0%	9,764		1,876,152	1,321,529	25.3	
	Syria	22 Mar 2020	15-Nov-21	46,421	-	2,672	-	5.8%	272		823,210	721,726	4.0	
	Yemen	10 Apr 2020	15-Nov-21	9,936	-	1,926	-	19.4%	34		527,869	344,333	1.1	
AFRICA	Egypt	14 Feb 2020	15-Nov-21	344,907	-	19,567	-	5.7%	344		21,121,564	13,271,289	12.7	
	Algeria	25 Feb 2020	16-Nov-21	208,245	141	5,997	6	2.9%	484		6,446,373	4,930,443	11.1	
	Nigeria	28 Feb 2020	15-Nov-21	213,177	-	2,968	-	1.4%	106	50	5,823,013	3,194,938	1.5	
	Tunisia	02 Mar 2020	15-Nov-21	715,716	-	25,315	-	3.5%	6,120	368	5,830,398	4,773,511	40.0	
	Morocco	02 Mar 2020	16-Nov-21	948,391	120	14,747	1	1.6%	2,600	382	24,458,506	22,490,963	60.2	
	Senegal	02 Mar 2020	16-Nov-21	73,959	1	1,883	2	2.5%	454	92	1,281,042	879,073	5.1	
	South Africa	05 Mar 2020	16-Nov-21	2,926,348	273	89,504	15	3.1%	4,997	579	16,252,396	13,402,141	22.3	
	Cameroon	06 Mar 2020	11-Nov-21	106,190	-	1,770	-	1.7%	410		432,625	175,829	0.7	
	Togo	06 Mar 2020	15-Nov-21	26,167	-	243	-	0.9%	324	166	971,322	482,248	5.7	
	Burkina Faso	09 Mar 2020	10-Nov-21	15,281	-	234	-	1.5%	75		364,565	297,231	1.4	
		Democratic Republic of Congo	10 Mar 2020	15-Nov-21	57,803	-	1,099	-	1.9%	67		118,759	44,789	0.1
		Ivory Coast	11 Mar 2020	14-Nov-21	61,511	-	702	-	1.1%	239	107	2,566,786	1,120,622	4.1
		Reunion	11 Mar 2020	09-Nov-21	55,865	-	376	-	0.7%	7,190				
		Ghana	13 Mar 2020	12-Nov-21	130,727	-	1,207	-	0.9%	430	-	2,352,125	835,989	2.6
		Guinea	13 Mar 2020	09-Nov-21	30,715	-	387	-	1.3%	241		1,588,076	776,215	5.8
		Gabon	13 Mar 2020	14-Nov-21	36,787	-	268	-	0.7%	1,693	2,550	148,798	108,176	4.8
		Sudan	13 Mar 2020	24-Oct-21	40,433	-	3,099	-	7.7%	94		1,154,253	581,846	1.3
		Kenya	13 Mar 2020	16-Nov-21	254,384	75	5,322	3	2.1%	484	-	3,905,215	2,178,234	4.0
		Ethiopia	13 Mar 2020	16-Nov-21	369,244	265	6,638	8	1.8%	329	271	3,672,765	1,393,504	1.2
		Central African Republic	14 Mar 2020	12-Nov-21	11,666	-	101	-	0.9%	246		362,174	321,858	
		Seychelles	14 Mar 2020	15-Nov-21	22,722	-	122	-	0.5%	23,275		81,597	77,389	78.2
		Rwanda	14 Mar 2020	16-Nov-21	100,164	16	1,338	-	1.3%	793	1,110	4,774,596	2,519,852	19.0
	Namibia	14 Mar 2020	15-Nov-21	129,067	-	3,565	-	2.8%	5,174	436	339,695	274,466	10.6	
	Swaziland	14 Mar 2020	13-Nov-21	46,472	-	1,245	-	2.7%	4,048		259,022	249,607	21.3	
	Mauritania	14 Mar 2020	15-Nov-21	38,188	-	807	-	2.1%	844	-	1,030,659	663,351	13.9	
	Mayotte	14 Mar 2020	15-Nov-21	20,790	-	185	-	0.9%	13,072					
	Equatorial Guinea	15 Mar 2020	11-Nov-21	13,485	-	168	-	1.2%	994	448	244,586	193,879	13.4	
	Republic of Congo	15 Mar 2020	13-Nov-21	18,390	-	319	-	1.7%	342		423,819	125,435	2.2	

Benin	16 Mar 2020	10-Nov-21	24,833	-	161	-	0.6%	210	-	304,596	265,501	2.1
Liberia	16 Mar 2020	12-Nov-21	5,818	-	287	-	4.9%	118		393,975	371,645	7.2
Tanzania	16 Mar 2020	14-Nov-21	26,208	-	725	-	2.8%	45		885,579	965,778	1.6
Somalia	16 Mar 2020	11-Nov-21	22,837	-	1,313	-	5.7%	148		589,128	564,612	3.5
Gambia	17 Mar 2020	13-Nov-21	9,986	-	341	-	3.4%	425	54	236,470	222,526	9.0
Zambia	17 Mar 2020	16-Nov-21	210,008	12	3,666	-	1.7%	1,176	225	311,049	563,482	3.0
Mauritius	18 Mar 2020	10-Nov-21	18,979	-	240	-	1.3%	1,499		906,214	858,131	67.4
Djibouti	18 Mar 2020	16-Nov-21	13,497	1	186	-	1.4%	1,386		66,010	26,087	2.6
Niger	19 Mar 2020	16-Nov-21	6,726	23	235	3	3.5%	29		506,083	456,958	1.8
Chad	19 Mar 2020	01-Nov-21	5,105	-	175	-	3.4%	32		172,432	65,263	0.4
Zimbabwe	20 Mar 2020	14-Nov-21	133,438	-	4,697	-	3.5%	911	206	3,484,207	2,706,096	17.9
Cape Verde	20 Mar 2020	16-Nov-21	38,302	3	350	-	0.9%	6,965		295,571	231,320	41.2
Madagascar	20 Mar 2020	10-Nov-21	43,672	-	964	-	2.2%	162	-	381,633	184,632	0.7
Uganda	21 Mar 2020	14-Nov-21	127,002	-	3,241	-	2.6%	287	128	3,838,439	912,983	1.9
Eritrea	21 Mar 2020	16-Nov-21	7,076	13	52	1	0.7%	200				
Angola	21 Mar 2020	14-Nov-21	64,913	-	1,727	-	2.7%	204		5,802,574	2,003,907	5.9
Mozambique	22 Mar 2020	16-Nov-21	151,457	25	1,936	-	1.3%	499	77	4,858,830	2,600,608	8.1
Libya	24 Mar 2020	15-Nov-21	365,830	-	5,319	-	1.5%	5,398		1,605,435	544,445	7.8
Guinea-Bissau	25 Mar 2020	14-Nov-21	6,402	-	144	-	2.2%	333		312,906	17,933	0.9
Mali	25 Mar 2020	16-Nov-21	16,716	37	589	1	3.5%	85		324,713	271,722	1.3
Botswana	30 Mar 2020	15-Nov-21	194,129	-	2,416	-	1.2%	8,427	-	770,879	357,216	14.9
Sierra Leone	31 Mar 2020	03-Oct-21	6,396	-	121	-	1.9%	82		603,654	302,686	3.7
Burundi	31 Mar 2020	10-Nov-21	20,210	-	14	-	0.1%	175		921	238	-
Malawi	02 Apr 2020	16-Nov-21	61,846	1	2,302	-	3.7%	332	-	1,037,023	574,069	2.9
South Sudan	05 Apr 2020	14-Nov-21	12,590	-	133	-	1.1%	114	-	84,839	66,406	0.6
Sao Tome and Principe	06 Apr 2020	14-Nov-21	3,731	-	56	-	1.5%	1,735		81,125	28,561	12.8
Comoros	30 Apr 2020	15-Nov-21	4,400	-	149	-	3.4%	517		278,152	198,198	22.3
Lesotho	13May 2020	13-Nov-21	21,691	-	661	-	3.0%	1,021		347,836	339,506	15.7

241,655,047 406,085 4,844,137 5,983 2.0%

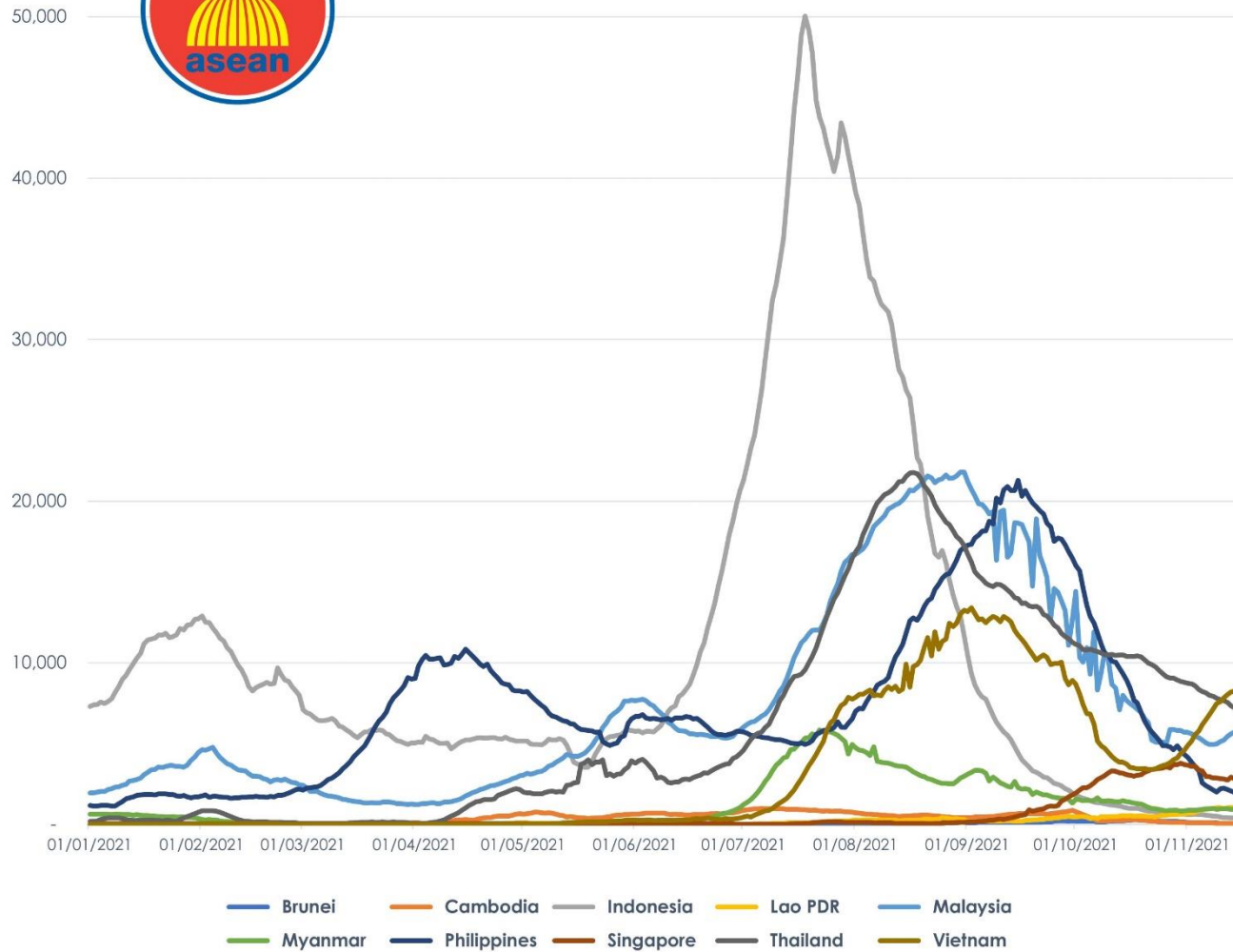
COVID-19 Epi curve among ASEAN Countries

as of 16 November 2021



7-Day Rolling Average of COVID-19 new cases

as of 16 November 2021

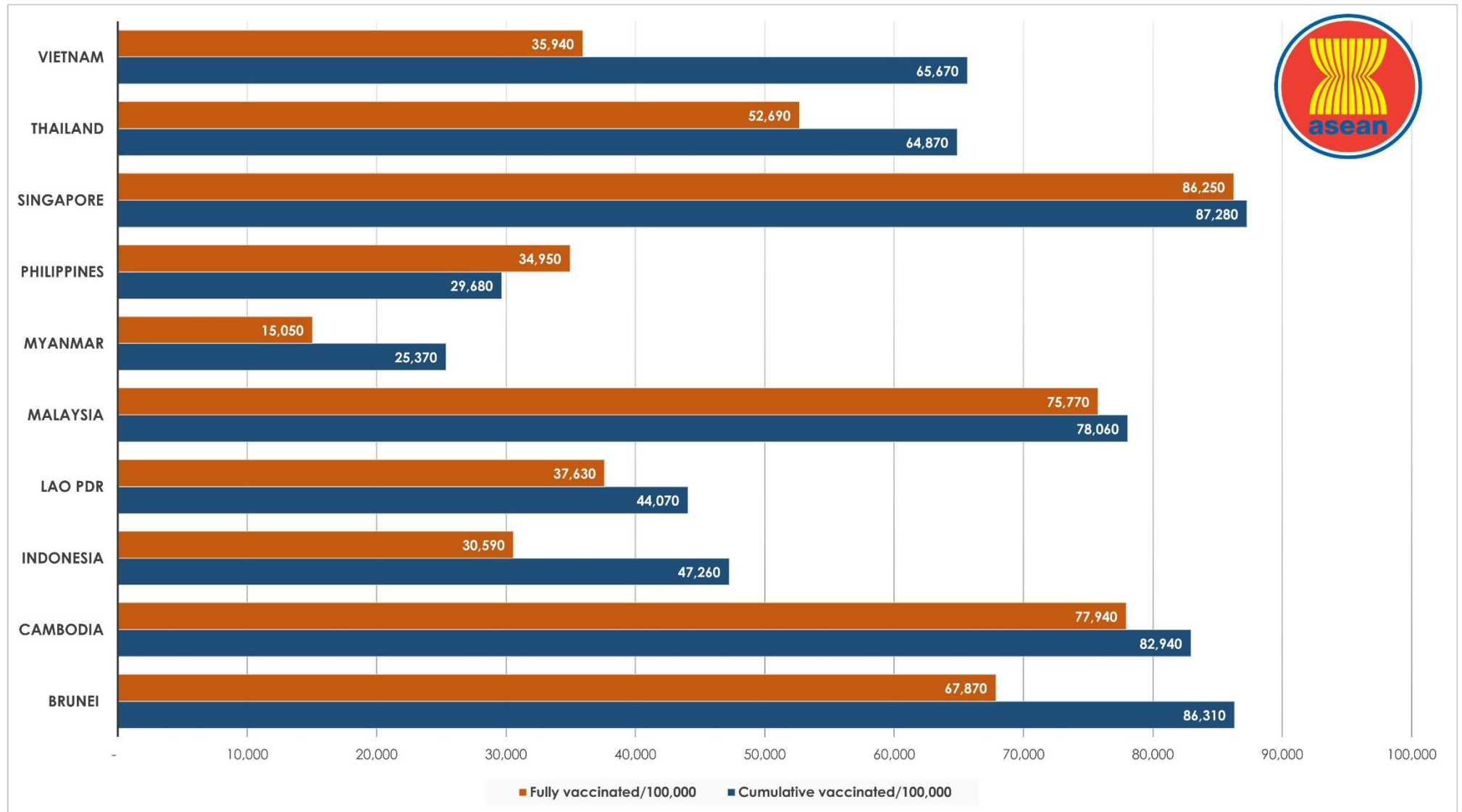


ASEAN Country	New Cases Rate of Change 7-Day Window*	P-value
Brunei	-3.17	0.001
Cambodia	-2.23	0
Indonesia	-12.41	0
Lao PDR	7.03	0.081
Malaysia	124.47	0
Myanmar	-17.49	0
Philippines	-73.66	0
Singapore	-26.76	0.15
Thailand	-145.59	0
Vietnam	156.58	0

*Beta coefficient of linear line of best fit; equal to the rate of change in the 7-day rolling average of new cases over the past 7 days (as of November 16, 2021)

COVID-19 Vaccination Status


as of 16 November 2021



Note on Philippine data: Fully vaccinated was last updated one day ago, whereas cumulative people vaccinated has not been updated by the source since October 21, 2021.

Outlook Assessment

as of 15 November 2021

 ASEAN MEMBER STATE	REQUIREMENT							
	At least 80% of the high-risk population has been vaccinated with at least one dose of a COVID-19 vaccine.		At least 65% of the total population has a level of immunity to COVID-19; either recovered from COVID-19 or have been vaccinated with at least one dose of a COVID-19 vaccine.		Case levels are generally low (a 7-day rolling average number of daily new cases that is <10 cases per 100,000, with each day's past-14-day test positivity is consistently <5%).		Government Policy on containment and health (strictness and comprehensiveness in COVID-19 related government policies)	
	% of High risk population with one dose	Population vaccinated/day (7-day average)	% of Total population with one dose	Completion date (moderate case scenario)	Daily cases/100,000	Test positivity last 14 days	Containment and health index score -Oxford COVID-19 Government Response Tracker (OxCGRT)	Change over the past 30 days
Brunei	>90.0	0%/day	86.5	0.9%/day	12.73	Unknown	82.1/100	0.0
Cambodia	>90.0	0%/day	89.3	0.06%/day	0.35	Unknown	60.4/100	-9.8
Indonesia	>90.0	0%/day	50.8	0.27%/day	0.14	Unknown	56.6/100	0.0
Lao PDR	>90.0	0%/day	48.4	unknown	14.81	25.5	71.2/100	-0.3
Malaysia	>90.0	0%/day	80.2	0.02%/day	18.15	4.3	62.5/100	0.0
Myanmar	62.6	unknown-	27.0	Unknown	1.62	6.0	81.9/100	+8.9
Philippines	>90.0	0%/day	33.7	unknown	1.67	4.9	81.3/100	0.0
Singapore	>90.0	0%/day	85.0	unknown	46.26	16.7	64.3/100	-4.2
Thailand	>90.0	0%/day	66.9	0.3%/day	9.89	18.0	64.9/100	+1.8
Vietnam	>90.0	0%/day	69.8	0.45%/day	8.97	5.7	74.7/100	+6.5



Report generated by
ASEAN Biodiaspora Virtual Center (ABVC)
 in collaboration with **Bluedot Inc.**
 Email: support@biodiaspora.org

