

COVID-19 Situational Report in the ASEAN Region

ASEAN BioDiaspora Virtual Center (ABVC)

as of January 17, 2022



Canada



COVID-19: Highlights and Situation Overview

Global Update

- Worldwide, there have been over 328 million cases and 5.5 million deaths attributed to COVID-19.
- Based on the BlueDot COVID-19 Data Suite, as of January 13, the top five countries with the highest seven-day rolling average number of daily new cases are the United States, France, India, Italy, and Spain. The top five countries/territories with the highest seven-day rolling average number of daily new cases per million population are Greenland, French Guiana, Mayotte, Andorra, and Bonaire, Saint Eustatius and Saba. As of January 13, Europe is the continent with the largest proportion of countries (76%, or 39 out of 51) with a high incidence rate (>350 per 100,000 over the past 14 days) and a stable or increasing trend in daily new cases over the last seven days. Asia has the largest proportion of countries (60%, or 29 out of 48) with a low (<=140) to moderate (140.1 - 350) incidence rate and an increasing trend in new cases over the last seven days. Africa has the largest proportion of countries (55%, or 31 out of 56) reporting a low incidence rate (<= 140) with a stable or decreasing trend in new cases.

Regional Update

- Thailand recorded its first Omicron-related death in Hat Yai. An 86-year-old woman, who had apparently received two Pfizer jabs, became the first person in Thailand to succumb to the Omicron variant. The provincial public health office said the Hat Yai-native was a bedridden Alzheimer's patient and is believed to have picked up the variant from her grandson, who tested positive after returning from Phuket. On January 6, the patient and her daughter tested positive for COVID-19 using an antigen test kit. She then developed high fever, cough and breathing problems on the next day, and was admitted to Hat Yai Hospital's ICU. On January 12, the patient died in the morning and that her test results showed she had Omicron.
- The Philippines' Department of Health (DOH) reported on January 15 (Saturday) that the Omicron variant of SARS-CoV-2 is spreading in the community in the capital city of Manila. DOH authority said in a public briefing that the community transmission of the Omicron variant is characterized by a steep rise in cases, adding that infections may peak from the end of this month to mid-February. On January 16 (Sunday), DOH reported 37,154 new COVID-19 cases, bringing the total caseload of the country to 3,205,396. It is the third highest tally of new cases so far, after the current record of 39,004 on January 15 (Saturday), and 37,207 new cases on January 14 (Friday).

Vaccine Update

- Ten countries accounted for 64.6% of cumulative vaccine doses administered globally as of January 13. The top five countries/territories with the highest number of cumulative people fully vaccinated per 100,000 population are Gibraltar (119,070), United Arab Emirates (91,870), Brunei Darussalam (90,750), Portugal (90,010), and Chile (86,880). Conversely, the top five countries with the lowest number of cumulative people fully vaccinated per 100,000 population are Burundi (30), the Democratic Republic of the Congo (140), Chad (560), Haiti (650), and Guinea-Bissau (1,150).
- Malaysia reported a total of 22,903,466 individuals or 97.8% of the adult population were fully vaccinated, while 23,183,820 individuals or 99% had at least received one dose of the vaccine as of January 13 (Sunday). According to the Ministry of Health's CovidNow portal, 145,922 booster shots were administered yesterday, bringing a total of 9,364,326 individuals or 40% of the adult population in the country to receive the COVID-19 booster dose. For adolescents aged 12 to 17, a total of 2,773,734 or 88.1% of the group had been fully

vaccinated, while 2,861,589 or 90.9% had at least one dose. A total of 147,655 doses of the vaccine were administered yesterday, bringing the cumulative total of vaccines administered under the National COVID-19 Immunization Programme (NIP) to 60,884,363.

Travel Advisories (new update/s)

- Indonesia: The Indonesian Government has lifted the entry ban on visitors with travel histories from 14 countries in the last two weeks to restore the country's economy. All international visitors are now required to self-isolate for seven days upon arrival regardless of their country of origin.
- Vietnam: The Civil Aviation Authority of Vietnam (CAAV) has decided to increase the frequency of international flights to Japan, Korea, Taipei (China) and Singapore. In its announcement about regular international flights sent to airlines, the CAAV said that the routes to Japan, Korea, Taipei (China) and Singapore increased to 14 flights per week per route, divided between four airlines including Vietnam Airlines, Vietjet Air, Bamboo Airways and Pacific Airlines. Specifically, for the Japan routes, Vietnam Airlines (VNA) operates seven flights per week, Vietjet Air (VJA) four, Bamboo Airlines two and Pacific Airlines one. The frequency of the Korean route is VNA with seven flights, Vietjet with five flights, and the remaining two airlines one flight each. The routes to Australia, Thailand, Cambodia and Laos will operate 10 flights per week. The routes to China and the US will operate four flights per week. The CAAV is negotiating with aviation authorities of countries and territories to resume regular international flights and increase their frequency to meet the demand for overseas Vietnamese coming home for the Lunar New Year.

Cases and Deaths as of 17 January 2022

- As of 17 January 2022 (2PM, GMT+8), worldwide, there were **328,452,033** confirmed cases, including **5,563,794** deaths. Globally, Case Fatality Rate (CFR) was **1.7**.
- In **China**, there were **135,807** confirmed cases with **5,700** deaths, including deaths in Hong Kong (213) and Taiwan (851). Confirmed cases in China include confirmed cases in Hong Kong (13,041), Macau (79) and Taiwan (17,820). CFR was **4.2**.
- 15,719,693 confirmed cases** of COVID-19 have been reported in the ASEAN region with a total of **310,160 deaths**, with a CFR of **2.0**.

REGION	COUNTRY	FIRST CONFIRMED CASE(S)	LATEST REPORT ON CONFIRMED CASE(S)	TOTAL CONFIRMED CASES	NEW CASES (7-Day Rolling Average)	TOTAL DEATHS	NEW DEATHS (7-Day Rolling Average)	CASE FATALITY RATE	ESTIMATED NUMBER OF ACTIVE CASES (using cumulative cases in the past 3 weeks)	CUMULATIVE CASES/100,000	NUMBER OF TESTS LAST 14 DAYS/100,000	CUMULATIVE IMMUNIZED	FULLY VACCINATED/100
ASEAN REGION	Brunei	10 Mar 20	12-Jan-22	15,750	- (17)	98	-	0.6%	303	3,635	-	406,153	91.0
	Cambodia	27 Jan 20	16-Jan-22	120,796	23 (25)	3,015	-	2.5%	347	733	-	14,296,897	80.8
	Indonesia	02 Mar 20	16-Jan-22	4,271,649	855 (779)	144,170	3 (6)	3.4%	9,890	1,578	813	175,645,471	14.8
	Lao PDR	24 Mar 20	16-Jan-22	124,731	538 (836)	495	7 (8)	0.4%	18,500	1,740	215	4,590,479	49.4
	Malaysia	25 Jan 20	16-Jan-22	2,808,347	3,010 (3,161)	31,793	12 (16)	1.1%	67,168	8,790	3,067	26,044,184	78.3
	Myanmar	23 Mar 20	16-Jan-22	533,144	123 (155)	19,302	1 (2)	3.6%	3,531	986	2,560	20,816,441	28.4
	Philippines	30 Jan 20	16-Jan-22	3,205,396	37,017 (34,378)	52,907	49 (108)	1.7%	366,756	2,965	439	56,110,301	49.0
	Singapore	23 Jan 20	16-Jan-22	291,849	- (763)	843	- (1)	0.3%	13,222	5,102	22,956	4,821,829	86.7
	Thailand	13 Jan 20	16-Jan-22	2,324,485	8,077 (7,848)	21,928	9 (15)	0.9%	114,515	3,339	-	51,032,649	64.9
Vietnam	23 Jan 20	16-Jan-22	2,023,546	15,684 (17,710)	35,609	129 (184)	1.8%	371,873	2,098	738	78,563,059	69.7	
				15,719,693	65,327	310,160	210	2.0%					

- **312,597,396 confirmed cases** of COVID-19 have been reported in **223 countries/states** (other than China, Hong Kong, Taiwan, Macau, and ASEAN countries):

REGION	COUNTRY	FIRST CONFIRMED CASE(S)	LATEST REPORT ON CONFIRMED CASE(S)	TOTAL CONFIRMED CASES	NEW CASES	TOTAL DEATHS	NEW DEATHS	CASE FATALITY RATE	ESTIMATED NUMBER OF ACTIVE CASES <small>(using cumulative cases in the past 3 weeks)</small>	CUMULATIVE CASES/100,00	NUMBER OF TESTS LAST 14 DAYS/100,000	CUMULATIVE IMMUNIZED	FULLY VACCINATED / 100
ASIA PACIFIC	Japan	16 Jan 2020	16-Jan-22	1,882,996	23,732	18,334	-	1.0%	152,007	1,491	558	101,172,002	78.9
	South Korea	20 Jan 2020	16-Jan-22	692,174	4,190	6,310	29	0.9%	84,711	1,339	2,990	44,484,806	84.8
	Nepal	24 Jan 2020	16-Jan-22	853,738	4,534	11,620	3	1.4%	26,467	2,984	388	14,564,533	36.1
	Australia	25 Jan 2020	16-Jan-22	1,378,449	56,464	2,668	35	0.2%	1,076,489	5,374	10,201	20,905,692	77.6
	Sri Lanka	27 Jan 2020	16-Jan-22	596,347	690	15,211	14	2.6%	12,698	2,735	326	16,189,227	64.5
	India	30 Jan 2020	16-Jan-22	37,122,164	271,202	486,066	314	1.3%	2,335,362	2,717	1,113	908,005,349	46.9
	Afghanistan	24 Feb 2020	16-Jan-22	158,717	39	7,379	1	4.6%	766	417		4,405,897	9.6
	Pakistan	26 Feb 2020	16-Jan-22	1,324,147	4,027	29,012	9	2.2%	30,707	611	238	101,457,925	34.0
	New Zealand	28 Feb 2020	16-Jan-22	15,069	68	52	-	0.3%	1,214	306	3,440	3,988,847	76.1
	Bhutan	05 Mar 2020	16-Jan-22	2,928	24	3	-	0.1%	268	384	21,842	591,662	72.8
	Maldives	07 Mar 2020	16-Jan-22	103,581	1,209	265	-	0.3%	8,717	19,509	9,849	397,033	67.8
	Bangladesh	08 Mar 2020	16-Jan-22	1,617,711	5,222	28,144	8	1.7%	34,458	992	155	85,287,956	33.8
	Mongolia	10 Mar 2020	16-Jan-22	407,542	2,751	2,085	1	0.5%	19,027	12,636	4,221	2,267,546	65.1
	Turkey	10 Mar 2020	16-Jan-22	10,457,164	54,100	84,758	136	0.8%	1,150,040	12,534	4,858	57,245,214	61.3
	French Polynesia	12 Mar 2020	14-Jan-22	47,358	-	636	-	1.3%	511	16,957		173,773	56.3
	Guam	15 Mar 2020	15-Jan-22	23,115	-	274	-	1.2%	3,683	13,817		142,919	76.4
	New Caledonia	17 Mar 2020	14-Jan-22	13,536	-	281	-	2.1%	928	4,703		184,033	60.8
	Fiji	18 Mar 2020	15-Jan-22	59,418	-	730	-	1.2%	6,474	6,677	-	663,598	67.7
Papua New Guinea	21 Mar 2020	13-Jan-22	36,435	-	596	-	1.6%	305	415	-	288,879	2.5	
Timor Leste	21 Mar 2020	16-Jan-22	19,863	2	122	-	0.6%	30	1,536	-	665,588	40.5	
Northern Mariana Islands	28 Mar 2020	15-Jan-22	3,905	-	21	-	0.5%	1,012	6,825		44,047	79.9	
North Korea	24 Jul 2020	25-Jul-20	1	-	-	-	0.0%	-	0				

	Solomon Islands	03 Oct 2020	07-Jan-22	25	-	-	-	0.0%	5	4		185,485	8.6
	Wallis et Futuna	17 Oct 2020	03-Dec-21	454	-	7	-	1.5%	-	2,833		6,130	55.1
	Marshall Islands	26 Oct 2020	06-Jan-22	7	-	-	-	0.0%	3	12		26,346	29.7
	Vanuatu	11 Nov 2020	14-Dec-21	7	-	1	-	14.3%	-	2		102,308	16.0
	Samoa	18 Nov 2020	17-Dec-21	3	-	-	-	0.0%	-	2		141,724	61.3
	Micronesia	11 Jan 2021	11-Jan-21	1	-	-	-	0.0%	-	1		49,812	42.4
	Palau	31 May 2021	15-Jan-22	64	-	-	-	0.0%	56	355		18,849	78.3
	Tonga	05 Nov 2021	05-Nov-21	1	-	-	-		-	1		73,956	60.1
AMERICAS	USA	21 Jan 2020	16-Jan-22	66,789,659	125,376	873,303	154	1.3%	13,567,235	20,348	3,475	248,707,432	62.5
	Canada	25 Jan 2020	16-Jan-22	2,756,757	18,250	31,526	65	1.1%	742,128	7,254	4,735	32,050,582	77.9
	Brazil	26 Feb 2020	15-Jan-22	22,981,851	-	621,233	-	2.7%	738,550	10,853	-	166,909,237	68.0
	Mexico	28 Feb 2020	15-Jan-22	4,349,182	-	301,334	-	6.9%	398,179	3,409	294	81,916,351	55.9
	Saint Martin	01 Mar 2020	13-Jan-22	7,713	-	60	-	0.8%	3,589	20,296			
	Ecuador	01 Mar 2020	14-Jan-22	602,942	-	34,206	-	5.7%	60,601	3,470	399	14,460,922	72.8
	Dominican Republic	01 Mar 2020	16-Jan-22	498,583	3,988	4,268	-	0.9%	84,357	4,643	-	6,966,253	52.4
	Chile	03 Mar 2020	16-Jan-22	1,876,610	9,509	39,394	18	2.1%	76,330	9,902	3,079	17,473,211	87.3
	Argentina	03 Mar 2020	16-Jan-22	7,094,865	65,241	118,040	51	1.7%	1,634,823	15,788	1,957	38,988,156	74.0
	Peru	05 Mar 2020	15-Jan-22	2,562,534	-	203,376	-	7.9%	283,235	7,882	-	24,707,462	66.2
	Costa Rica	06 Mar 2020	14-Jan-22	609,882	-	7,406	-	1.2%	39,864	12,083	1,109	3,965,650	69.9
	Colombia	06 Mar 2020	16-Jan-22	5,543,796	32,317	130,996	136	2.4%	419,106	11,013	1,894	39,093,566	57.9
	French Guiana	06 Mar 2020	14-Jan-22	67,275	-	348	-	0.5%	20,046	34,411			
	Martinique	06 Mar 2020	11-Jan-22	59,583	-	795	-	1.3%	12,283	13,764			
	Paraguay	07 Mar 2020	15-Jan-22	497,336	-	16,812	-	3.4%	31,998	7,060	1,257	3,510,071	42.2
	Panama	10 Mar 2020	15-Jan-22	567,578	-	7,511	-	1.3%	79,811	13,366	4,612	3,068,161	56.7
	Bolivia	10 Mar 2020	16-Jan-22	749,070	9,150	20,238	50	2.7%	171,262	6,506	1,514	6,395,424	41.4
	Honduras	11 Mar 2020	14-Jan-22	384,077	-	10,454	-	2.7%	5,004	3,941		5,034,950	43.6
	Cuba	11 Mar 2020	16-Jan-22	999,193	3,562	8,340	5	0.8%	34,464	8,816	-	10,517,029	86.3
	Guyana	11 Mar 2020	15-Jan-22	50,121	-	1,086	-	2.2%	11,014	6,403		411,081	37.4
	Jamaica	12 Mar 2020	16-Jan-22	112,218	1,968	2,530	8	2.3%	19,513	3,806	641	729,967	20.0

St Vincent and the Grenadines	12 Mar 2020	13-Jan-22	6,581	-	85	-	1.3%	753	5,951	-	33,494	23.6
Saint Lucia	13 Mar 2020	15-Jan-22	17,250	-	314	-	1.8%	3,948	9,437		56,339	27.3
Trinidad and Tobago	13 Mar 2020	16-Jan-22	100,994	404	3,197	17	3.2%	11,165	7,240	-	727,066	48.4
Venezuela	13 Mar 2020	15-Jan-22	453,974	-	5,378	-	1.2%	10,642	1,592		18,393,519	40.4
Guatemala	13 Mar 2020	15-Jan-22	651,774	-	16,175	-	2.5%	26,608	3,925	367	6,708,674	27.3
Uruguay	13 Mar 2020	15-Jan-22	500,267	-	6,225	-	1.2%	92,886	14,451	6,896	2,806,764	77.0
Curacao	13 Mar 2020	14-Jan-22	32,892	-	202	-	0.6%	13,843	20,879		105,544	59.0
Puerto Rico	13 Mar 2020	15-Jan-22	407,107	-	3,493	-	0.9%	175,205	12,747		2,888,769	77.9
Suriname	13 Mar 2020	15-Jan-22	63,443	-	1,212	-	1.9%	11,850	10,913		263,209	39.0
Antigua and Barbuda	13 Mar 2020	15-Jan-22	5,321	-	120	-	2.3%	1,062	5,479	-	62,361	59.8
Guadeloupe	13 Mar 2020	13-Jan-22	73,959	-	753	-	1.0%	17,924	16,695			
Cayman Islands	13 Mar 2020	15-Jan-22	11,666	-	15	-	0.1%	3,280	17,962		58,939	86.3
Aruba	14 Mar 2020	16-Jan-22	30,677	257	184	-	0.6%	13,029	28,855		85,244	74.1
Bahamas	15 Mar 2020	15-Jan-22	30,655	-	719	-	2.3%	6,610	7,871	2,803	158,965	37.9
US Virgin Islands	16 Mar 2020	15-Jan-22	13,760	-	91	-	0.7%	5,753	12,904		64,635	51.2
Sint Maarten	17 Mar 2020	15-Jan-22	8,530	-	75	-	0.9%	3,756	20,941		27,247	58.2
Montserrat	17 Mar 2020	15-Jan-22	139	-	1	-	0.7%	94	1,488		1,612	29.7
Barbados	17 Mar 2020	16-Jan-22	35,373	412	269	-	0.8%	7,700	12,324		157,038	50.5
El Salvador	18 Mar 2020	13-Jan-22	123,577	-	3,832	-	3.1%	1,726	1,915	-	4,486,892	63.9
Nicaragua	18 Mar 2020	11-Jan-22	17,563	-	214	-	1.2%	121	268		4,995,870	46.9
Bermuda	18 Mar 2020	13-Jan-22	8,541	-	110	-	1.3%	2,527	13,362		46,503	73.6
Haiti	19 Mar 2020	13-Jan-22	27,082	-	780	-	2.9%	1,132	240	23	125,187	0.7
Dominica	22 Mar 2020	14-Jan-22	7,957	-	48	-	0.6%	1,437	11,081		30,953	39.7
Grenada	22 Mar 2020	15-Jan-22	9,701	-	203	-	2.1%	3,745	8,661		41,767	31.9
Belize	23 Mar 2020	14-Jan-22	40,612	-	608	-	1.5%	9,109	10,404	7,146	230,789	49.5
Turks and Caicos Islands	23 Mar 2020	15-Jan-22	5,025	-	30	-	0.6%	1,749	13,158		29,210	69.2
Saint Kitts and Nevis	24 Mar 2020	15-Jan-22	4,933	-	28	-	0.6%	2,090	9,339	7,389	27,781	48.2
British Virgin Islands	25 Mar 2020	14-Jan-22	5,255	-	42	-	0.8%	2,184	17,499		18,536	56.1

	Anguilla	26 Mar 2020	14-Jan-22	2,040	-	6	-	0.3%	394	15,392		10,157	61.4
	Caribbean Netherlands	01 Apr 2020	15-Jan-22	5,438	-	25	-	0.5%	2,149	30,191		19,109	63.3
	Falkland Islands	03 Apr 2020	06-Jan-22	85	-	-	-	0.0%	2	3,222		2,632	50.3
	Saint Pierre and Miquelon	05 Apr 2020	16-Jan-22	415	-	-	-	0.0%	317	5,918			
	Saint Barthelemy	25 Jul 2020	13-Jan-22	2,927	-	6	-	0.2%	1,082	34,639			
EUROPE	France	24 Jan 2020	16-Jan-22	14,172,384	278,129	126,967	98	0.9%	5,056,316	21,134	15,166	53,352,671	75.0
	Germany	27 Jan 2020	16-Jan-22	8,007,524	45,806	116,268	26	1.5%	982,862	9,632	-	62,350,942	72.0
	Finland	29 Jan 2020	13-Jan-22	371,135	-	1,724	-	0.5%	140,743	6,723	4,151	4,365,075	75.1
	Italy	30 Jan 2020	16-Jan-22	8,698,962	162,022	141,104	248	1.6%	3,051,649	14,427	16,238	49,390,628	75.1
	Russian Federation	31 Jan 2020	16-Jan-22	10,803,534	29,230	321,320	686	3.0%	411,514	7,483	2,346	74,754,560	47.0
	Spain	31 Jan 2020	14-Jan-22	8,093,036	-	90,759	-	1.1%	2,375,029	17,191	4,394	40,317,861	81.6
	Sweden	31 Jan 2020	13-Jan-22	1,560,363	-	15,470	-	1.0%	287,050	15,171		7,791,147	73.5
	United Kingdom of Great Britain	31 Jan 2020	16-Jan-22	15,217,280	70,160	151,987	88	1.0%	3,090,517	22,769	24,431	52,071,960	70.2
	Belgium	05 Feb 2020	15-Jan-22	2,410,731	-	28,612	-	1.2%	372,620	20,992	6,959	8,965,642	75.9
	Switzerland	25 Feb 2020	14-Jan-22	1,659,220	-	12,566	-	0.8%	406,592	19,350	9,623	6,019,032	67.4
	Austria	25 Feb 2020	16-Jan-22	1,443,589	15,419	13,920	5	1.0%	179,036	16,262	58,394	6,687,252	73.5
	Croatia	25 Feb 2020	16-Jan-22	817,435	5,732	13,118	45	1.6%	124,182	20,097	4,530	2,279,054	53.4
	Norway	26 Feb 2020	15-Jan-22	504,789	-	1,381	-	0.3%	130,452	9,439	4,164	4,298,860	72.4
	Romania	26 Feb 2020	16-Jan-22	1,903,428	7,595	59,240	28	3.1%	100,683	9,834	3,423	8,029,230	41.4
	Estonia	26 Feb 2020	16-Jan-22	267,095	2,393	1,979	3	0.7%	30,530	20,134	6,515	849,567	62.2
	Georgia	26 Feb 2020	16-Jan-22	995,687	5,504	14,449	24	1.5%	71,319	26,763	13,443	1,418,512	29.9
	North Macedonia	26 Feb 2020	16-Jan-22	244,632	1,348	8,100	8	3.3%	21,421	11,742	5,715	842,871	39.2
	Greece	26 Feb 2020	16-Jan-22	1,660,871	10,783	21,984	96	1.3%	586,002	15,499	33,790	7,618,467	69.1
	Denmark	27 Feb 2020	16-Jan-22	1,093,978	24,555	3,494	10	0.3%	394,370	18,802	28,877	4,833,489	80.5
	San Marino	27 Feb 2020	14-Jan-22	10,350	-	103	-	1.0%	2,824	30,567		24,418	63.8
Lithuania	27 Feb 2020	16-Jan-22	567,921	3,882	7,654	11	1.3%	56,341	20,379	7,513	1,934,638	68.7	
Netherlands	27 Feb 2020	16-Jan-22	3,568,999	36,231	21,155	7	0.6%	503,989	20,591	3,962	13,342,689	71.5	
Azerbaijan	27 Feb 2020	16-Jan-22	625,726	808	8,521	11	1.4%	11,096	6,243	850	5,198,072	46.1	

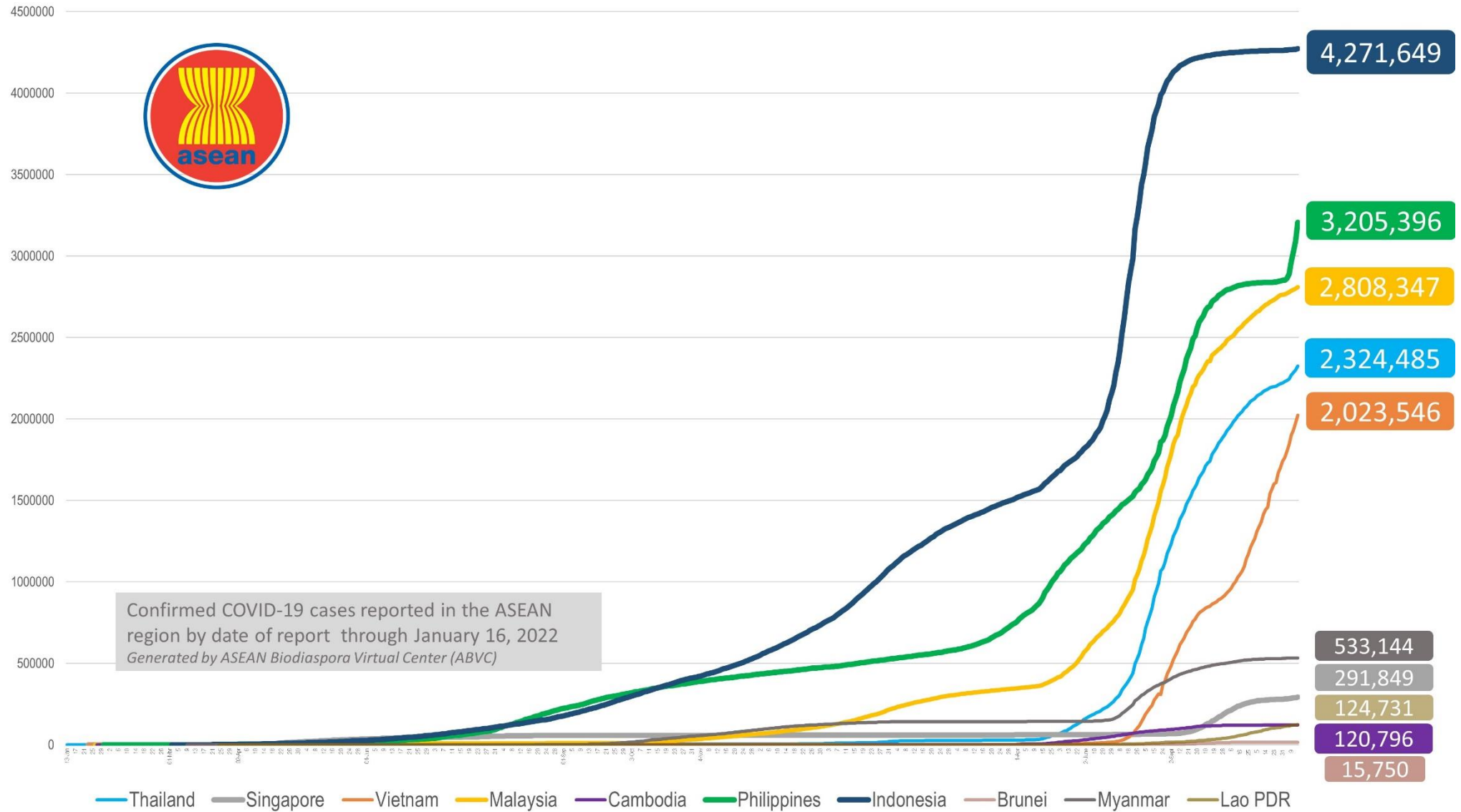
Belarus	28 Feb 2020	16-Jan-22	715,643	1,348	5,824	16	0.8%	22,059	7,559	2,359	4,991,491	39.4
Iceland	28 Feb 2020	14-Jan-22	44,974	-	44	-	0.1%	21,224	12,447	5,207	298,878	77.3
Ireland	28 Feb 2020	16-Jan-22	1,103,489	10,753	6,035	-	0.5%	387,763	22,331	9,406	3,966,572	77.3
Monaco	29 Feb 2020	16-Jan-22	6,756	146	44	-	0.7%	1,990	17,339		26,672	59.0
Czech Republic	01 Mar 2020	16-Jan-22	2,596,439	9,292	36,853	25	1.4%	150,698	24,335	7,585	6,886,289	62.8
Luxembourg	01 Mar 2020	13-Jan-22	123,340	-	934	-	0.8%	24,357	19,897	7,528	468,360	67.7
Armenia	01 Mar 2020	16-Jan-22	347,617	240	8,019	1	2.3%	3,136	11,753	1,896	952,813	25.0
Latvia	02 Mar 2020	16-Jan-22	303,794	2,140	4,730	4	1.6%	32,363	15,882	6,388	1,326,942	68.4
Portugal	02 Mar 2020	16-Jan-22	1,884,974	32,271	19,303	33	1.0%	605,189	18,355	21,710	9,529,327	90.1
Andorra	02 Mar 2020	14-Jan-22	29,888	-	142	-	0.5%	8,158	38,744	18,524	57,085	66.4
Liechtenstein	03 Mar 2020	16-Jan-22	7,201	48	72	-	1.0%	1,267	18,941	4,645	26,428	67.5
Ukraine	03 Mar 2020	16-Jan-22	3,754,458	6,379	98,283	88	2.6%	109,334	8,459	575	14,985,041	32.9
Slovenia	04 Mar 2020	16-Jan-22	533,334	6,023	5,697	1	1.1%	77,277	25,543	4,862	1,257,555	57.9
Hungary	04 Mar 2020	14-Jan-22	1,327,014	-	40,237	-	3.0%	89,684	13,583	2,543	6,304,323	62.8
Poland	04 Mar 2020	16-Jan-22	4,313,036	14,661	102,305	35	2.4%	263,198	11,359	2,615	22,038,075	56.7
Faroe Islands	04 Mar 2020	16-Jan-22	10,169	408	15	-	0.1%	5,020	20,890	64,824	41,557	83.1
Bosnia and Herzegovina	05 Mar 2020	14-Jan-22	313,185	-	13,741	-	4.4%	25,377	9,488	487	882,641	22.1
Gibraltar	05 Mar 2020	16-Jan-22	10,833	108	100	-	0.9%	2,685	32,144		41,232	119.1
Slovakia	06 Mar 2020	16-Jan-22	879,656	3,208	17,300	48	2.0%	54,027	16,128	7,528	2,762,262	47.9
Serbia	06 Mar 2020	16-Jan-22	1,436,395	11,248	13,071	26	0.9%	145,926	20,683	3,656	3,321,143	47.0
Vatican City	06 Mar 2020	17-Oct-20	27	-	-	-	0.0%	-	2,932			
Malta	07 Mar 2020	16-Jan-22	63,710	301	506	2	0.8%	17,460	12,675	13,050	455,987	85.3
Moldova	07 Mar 2020	16-Jan-22	388,959	1,039	10,444	7	2.7%	14,433	14,636	-	989,897	24.8
Bulgaria	08 Mar 2020	15-Jan-22	818,229	-	32,042	-	3.9%	83,509	11,730	4,952	1,904,143	28.5
Albania	09 Mar 2020	16-Jan-22	232,637	1,697	3,269	4	1.4%	24,928	8,151	-	1,183,130	37.2
Cyprus	09 Mar 2020	16-Jan-22	225,738	1,971	681	8	0.3%	74,978	18,834	106,833	653,003	69.2
Channel Islands	09 Mar 2020	14-Jan-22	10,285	-	30	-	0.3%	3,869	15,768		54,146	81.0
Jersey	10 Mar 2020	14-Jan-22	25,618	-	92	-	0.4%	8,213	28,210		81,762	76.7
Kazakhstan	13 Mar 2020	16-Jan-22	1,049,908	13,523	13,077	15	1.2%	64,051	5,671	-	9,053,943	45.3
Kosovo	13 Mar 2020	16-Jan-22	165,363	658	2,994	-	1.8%	4,036	9,216			
Uzbekistan	15 Mar 2020	16-Jan-22	205,085	912	1,515	2	0.7%	6,843	611		19,008,051	36.7

	Greenland	16 Mar 2020	15-Jan-22	7,871	-	3	-	0.0%	5,622	13,999		40,469	67.0
	Montenegro	17 Mar 2020	16-Jan-22	203,746	1,398	2,474	8	1.2%	40,373	32,749		285,593	43.9
	Kyrgyzstan	18 Mar 2020	16-Jan-22	189,687	874	2,830	2	1.5%	5,210	2,938		1,266,300	15.4
	Isle of Man	19 Mar 2020	13-Jan-22	14,126	-	70	-	0.5%	683	16,701		68,978	77.1
	Tajikistan	30 Apr 2020	20-Nov-21	17,095	-	124	-	0.7%	-	183		3,844,805	31.3
MIDDLE EAST	UAE	29 Jan 2020	16-Jan-22	805,248	3,067	2,191	3	0.3%	53,915	8,242	41,803	9,890,572	92.0
	Iran	19 Feb 2020	16-Jan-22	6,221,033	2,292	132,075	31	2.1%	36,271	7,503	1,073	60,289,939	62.4
	Israel	21 Feb 2020	16-Jan-22	1,785,551	11,915	8,319	15	0.5%	420,585	19,723	35,730	6,669,355	64.7
	Lebanon	21 Feb 2020	15-Jan-22	814,631	-	9,367	-	1.1%	102,061	11,883	-	2,394,811	28.3
	Kuwait	24 Feb 2020	16-Jan-22	465,331	4,503	2,476	1	0.5%	50,180	11,061	8,175	3,348,999	74.7
	Oman	24 Feb 2020	16-Jan-22	312,425	727	4,122	3	1.3%	7,320	6,280		3,121,894	55.6
	Bahrain	24 Feb 2020	16-Jan-22	308,008	2,594	1,398	-	0.5%	28,203	18,768	18,449	1,209,714	67.9
	Iraq	24 Feb 2020	16-Jan-22	2,114,313	3,630	24,247	5	1.1%	21,829	5,379	509	8,801,367	14.6
	Qatar	29 Feb 2020	16-Jan-22	299,242	4,021	626	2	0.2%	51,150	10,566	-	2,360,308	75.7
	Saudi Arabia	02 Mar 2020	16-Jan-22	615,430	5,477	8,906	1	1.4%	62,635	1,796	4,038	25,191,155	66.4
	Jordan	02 Mar 2020	16-Jan-22	1,100,967	3,493	12,986	12	1.2%	48,099	10,899	7,510	4,331,942	38.3
	Palestine	05 Mar 2020	16-Jan-22	476,328	642	5,019	3	1.1%	7,709	10,166		2,066,723	29.0
	Syria	22 Mar 2020	15-Jan-22	50,674	-	2,944	-	5.8%	585	297		2,277,523	4.8
	Yemen	10 Apr 2020	16-Jan-22	10,252	34	1,990	2	19.4%	137	35		556,652	1.2
AFRICA	Egypt	14 Feb 2020	15-Jan-22	398,879	-	22,123	-	5.5%	17,536	397		35,914,913	22.6
	Algeria	25 Feb 2020	16-Jan-22	226,057	573	6,412	8	2.8%	9,420	525		7,221,896	12.9
	Nigeria	28 Feb 2020	15-Jan-22	250,628	-	3,095	-	1.2%	13,067	125	55	12,391,384	2.3
	Tunisia	02 Mar 2020	15-Jan-22	780,746	-	25,777	-	3.3%	57,951	6,676	1,617	7,018,208	50.9
	Morocco	02 Mar 2020	16-Jan-22	1,048,653	5,428	14,976	13	1.4%	92,534	2,875	711	24,701,243	61.8
	Senegal	02 Mar 2020	16-Jan-22	82,712	441	1,908	-	2.3%	8,300	508	146	1,365,479	5.8
	South Africa	05 Mar 2020	15-Jan-22	3,556,633	-	93,278	-	2.6%	143,093	6,074	924	19,318,516	27.0
	Cameroon	06 Mar 2020	10-Jan-22	109,666	-	1,853	-	1.7%	990	424		837,860	2.4
	Togo	06 Mar 2020	16-Jan-22	35,950	285	261	-	0.7%	7,682	445	264	1,399,760	12.3
	Burkina Faso	09 Mar 2020	15-Jan-22	20,127	-	339	-	1.7%	3,087	99		1,108,731	3.4
	Democratic Republic of Congo	10 Mar 2020	14-Jan-22	82,306	-	1,225	-	1.5%	9,957	95		307,807	0.2
	Ivory Coast	11 Mar 2020	15-Jan-22	79,088	-	753	-	1.0%	14,659	308	261	4,950,775	8.0
	Reunion	11 Mar 2020	11-Jan-22	102,216	-	435	-	0.4%	30,421	13,156			
	Ghana	13 Mar 2020	10-Jan-22	153,514	-	1,343	-	0.9%	11,318	505	100	6,682,196	9.2
	Guinea	13 Mar 2020	13-Jan-22	35,202	-	406	-	1.2%	4,085	276		2,469,757	9.6
	Gabon	13 Mar 2020	14-Jan-22	45,152	-	297	-	0.7%	7,113	2,078	5,024	392,898	7.6
	Sudan	13 Mar 2020	15-Jan-22	50,984	-	3,358	-	6.6%	4,884	119		4,016,849	2.8
	Kenya	13 Mar 2020	16-Jan-22	317,634	310	5,488	-	1.7%	35,080	604	-	7,278,811	8.5
	Ethiopia	13 Mar 2020	16-Jan-22	457,322	1,043	7,147	16	1.6%	58,626	408	-	9,363,375	1.4

Central African Republic	14 Mar 2020	14-Jan-22	13,319	-	108	-	0.8%	1,177	281		556,077	7.0
Seychelles	14 Mar 2020	14-Jan-22	31,098	-	136	-	0.4%	6,901	31,855		82,348	79.1
Rwanda	14 Mar 2020	16-Jan-22	125,166	364	1,408	5	1.1%	20,139	991	1,699	7,804,111	42.8
Namibia	14 Mar 2020	16-Jan-22	154,378	117	3,821	7	2.5%	8,741	6,189	799	411,163	13.5
Swaziland	14 Mar 2020	16-Jan-22	67,849	19	1,363	6	2.0%	3,406	5,910		345,602	26.9
Mauritania	14 Mar 2020	16-Jan-22	54,991	598	908	5	1.7%	14,487	1,215	-	1,450,549	20.3
Mayotte	14 Mar 2020	14-Jan-22	33,757	-	186	-	0.6%	12,366	21,225			
Equatorial Guinea	15 Mar 2020	12-Jan-22	15,319	-	178	-	1.2%	1,689	1,130	296	249,840	14.1
Republic of Congo	15 Mar 2020	14-Jan-22	22,969	-	371	-	1.6%	3,479	427		734,721	9.9
Benin	16 Mar 2020	12-Jan-22	26,036	-	162	-	0.6%	1,101	221	-	1,815,764	11.4
Liberia	16 Mar 2020	13-Jan-22	7,121	-	287	-	4.0%	1,192	144		1,017,128	19.0
Tanzania	16 Mar 2020	05-Jan-22	30,564	-	740	-	2.4%	4,081	53		2,079,930	2.2
Somalia	16 Mar 2020	01-Jan-22	24,261	-	1,335	-	5.5%	729	157		1,203,131	5.0
Gambia	17 Mar 2020	11-Jan-22	11,122	-	344	-	3.1%	1,035	474	-	263,056	10.0
Zambia	17 Mar 2020	16-Jan-22	296,132	1,104	3,860	8	1.3%	63,012	1,658	480	806,611	7.6
Mauritius	18 Mar 2020	16-Jan-22	24,850	121	762	-	3.1%	1,642	1,963		954,272	71.9
Djibouti	18 Mar 2020	16-Jan-22	14,900	59	189	-	1.3%	1,328	1,530		108,945	9.9
Niger	19 Mar 2020	15-Jan-22	8,366	-	288	-	3.4%	1,095	36		1,424,863	4.0
Chad	19 Mar 2020	10-Jan-22	6,556	-	185	-	2.8%	853	41		285,922	0.6
Zimbabwe	20 Mar 2020	15-Jan-22	225,934	-	5,243	-	2.3%	21,583	1,543	477	4,204,134	21.4
Cape Verde	20 Mar 2020	15-Jan-22	53,987	-	372	-	0.7%	14,915	9,817		321,577	47.7
Madagascar	20 Mar 2020	15-Jan-22	55,138	-	1,169	-	2.1%	5,548	204	38	817,386	2.7
Uganda	21 Mar 2020	14-Jan-22	158,238	-	3,411	-	2.2%	22,240	357	178	10,410,479	3.8
Eritrea	21 Mar 2020	16-Jan-22	8,910	34	87	1	1.0%	1,024	251			
Angola	21 Mar 2020	15-Jan-22	93,524	-	1,857	-	2.0%	21,772	294		8,298,224	12.7
Mozambique	22 Mar 2020	16-Jan-22	219,081	284	2,127	4	1.0%	47,579	721	-	9,921,960	24.2
Libya	24 Mar 2020	15-Jan-22	397,319	-	5,841	-	1.5%	11,040	5,862		1,946,622	13.3
Guinea-Bissau	25 Mar 2020	15-Jan-22	7,004	-	152	-	2.2%	538	365		391,662	1.2
Mali	25 Mar 2020	16-Jan-22	28,585	264	691	3	2.4%	8,506	145		942,853	2.6
Botswana	30 Mar 2020	13-Jan-22	237,678	-	2,514	-	1.1%	25,196	10,317	-	1,171,577	43.4
Sierra Leone	31 Mar 2020	16-Jan-22	7,542	13	125	-	1.7%	798	97		747,044	4.7
Burundi	31 Mar 2020	12-Jan-22	36,371	-	14	-	0.0%	9,005	315		5,474	0.0
Malawi	02 Apr 2020	16-Jan-22	82,719	213	2,466	7	3.0%	11,712	444	-	1,498,902	3.8
South Sudan	05 Apr 2020	15-Jan-22	16,489	-	136	-	0.8%	1,646	149	-	245,004	1.8
Sao Tome and Principe	06 Apr 2020	16-Jan-22	5,525	30	66	1	1.2%	1,767	2,569		86,396	22.9
Comoros	30 Apr 2020	15-Jan-22	7,756	-	159	-	2.1%	2,027	912		335,408	27.7
Lesotho	13May 2020	15-Jan-22	31,734	-	687	-	2.2%	3,539	1,493		648,817	29.7
			312,597,396	1,572,626	5,247,934	2,935	1.7%					

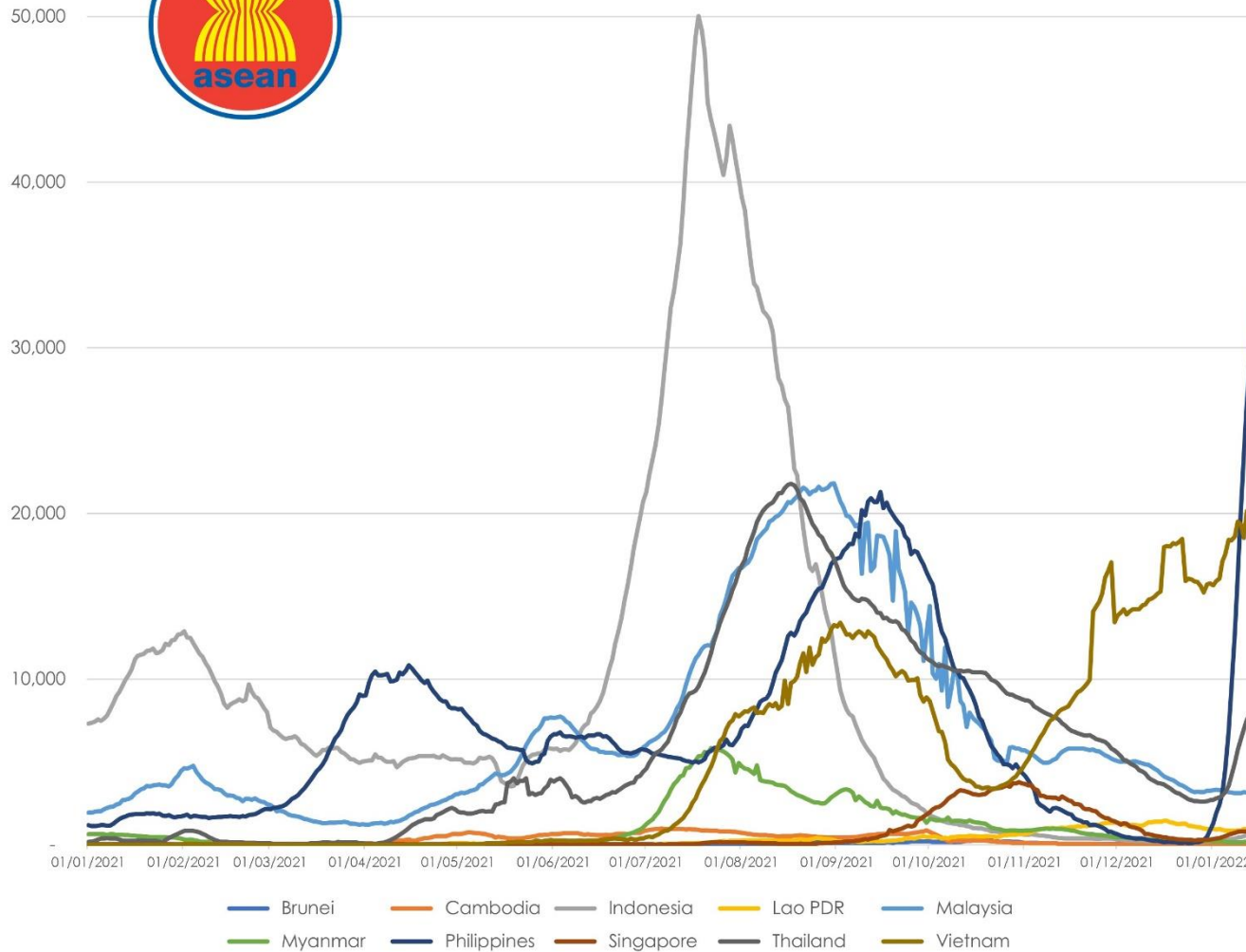
COVID-19 Epi curve among ASEAN Countries

as of 16 January 2022



7-Day Rolling Average of COVID-19 new cases

as of 16 January 2022

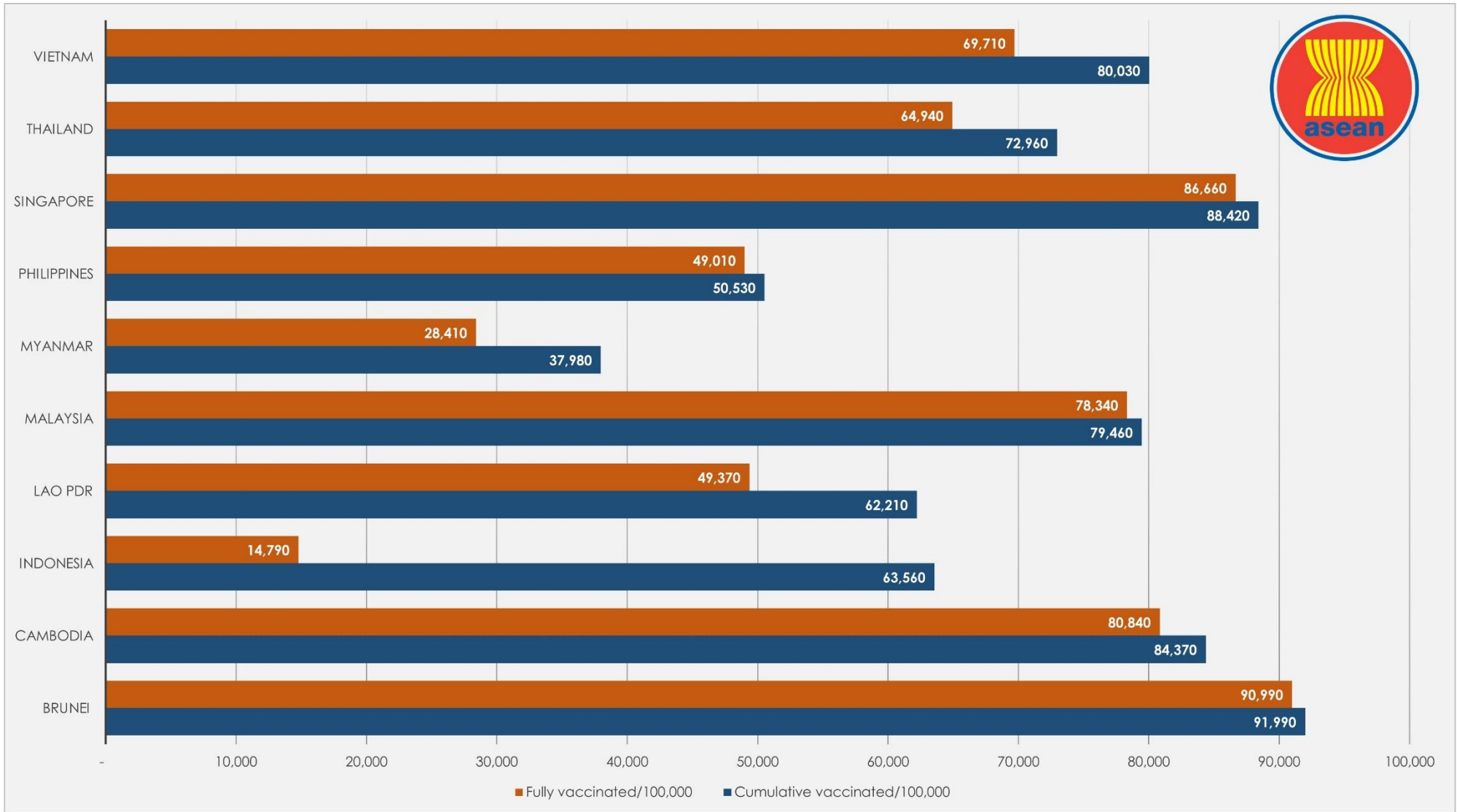


ASEAN Country	New Cases Rate of Change 7-Day Window*	P-value
Brunei	-1.53	0.13
Cambodia	1.31	0.002
Indonesia	51.65	0
Lao PDR	-8.29	0.308
Malaysia	3.86	0.339
Myanmar	0.64	0.578
Philippines	2326.39	0
Singapore	2.43	0.779
Thailand	232.29	0.014
Vietnam	-205.13	0.158

**Beta coefficient of linear line of best fit; equal to the rate of change in the 7-day rolling average of new cases over the past 7 days (as of January 16, 2022)


COVID-19 Vaccination Status

as of 16 January 2022



Outlook Assessment

as of 14 January 2022

 ASEAN MEMBER STATE	REQUIREMENT							
	At least 80% of the high-risk population has been vaccinated with at least one dose of a COVID-19 vaccine.		At least 65% of the total population has a level of immunity to COVID-19; either recovered from COVID-19 or have been vaccinated with at least one dose of a COVID-19 vaccine.		Case levels are generally low (a 7-day rolling average number of daily new cases that is <10 cases per 100,000, with each day's past-14-day test positivity is consistently <5%).		Government Policy on containment and health (strictness and comprehensiveness in COVID-19 related government policies)	
	% of High risk population fully vaccinated	Population vaccinated/day (7-day average)	% of Total population fully vaccinated	Population vaccinated/day (7-day average)	Daily cases/100,000	Test positivity last 14 days	Containment and health index score - Oxford COVID-19 Government Response Tracker (OxCGRT)	Change over the past 30 days
Brunei	≥90.0	Unknown	≥ 90.0	Unknown	5.04	Unknown	63.1/100	-4.8
Cambodia	≥90.0	0%/day	86.9	0.03%/day	0.16	Unknown	55.4/100	0.0
Indonesia	≥90.0	0%/day	45.6	0.23%/day	0.27	0.2	63.4/100	+1.8
Lao PDR	≥90.0	0%/day	53.9	Unknown	12.43	33.5	68.2/100	0.0
Malaysia	≥90.0	0%/day	78.8	0.01%/day	8.47	2.8	55.7/100	-1.8
Myanmar	82.5	unknown-	29.4	Unknown	0.24	1.1	78.9/100	0.0
Philippines	≥90.0	0%/day	52.7	0.54%/day	30.59	18.9	80.1/100	0.0
Singapore	≥90.0	0%/day	83.8	0.03%/day	13.0	2.8	64.3/100	0.0
Thailand	≥90.0	0%/day	66.0	unknown	11.36	7.3	55.4/100	0.0
Vietnam	78.0	unknown	73.8	unknown	19.47	19	74.4/100	0.0



Report generated by
ASEAN Biodiaspora Virtual Center (ABVC)
 in collaboration with **Bluedot Inc.**
 Email: support@biodiaspora.org

