

COVID-19 Situational Report in the ASEAN Region

ASEAN BioDiaspora Virtual Center (ABVC)

as of March 16, 2022



COVID-19: Highlights and Situation Overview

Global Update

- Worldwide, there have been over 461 million cases and over 6 million deaths attributed to COVID-19.
- According to the World Health Organization (WHO) epidemiological update, during the week of March 7 to 13, the number of new weekly cases globally has increased by 8% as compared to the previous week. Across the six WHO regions, over 11 million new cases and just over 43,000 new deaths were reported. As of March 13, over 455 million confirmed cases and over 6 million deaths have been reported globally. At the regional level, the Western Pacific Region, the African Region and the European Region reported an increase in new weekly cases of 29%, 12% and 2%, respectively, as compared with the previous week; while a decrease has been reported by the Eastern Mediterranean Region (-24%), the South-East Asia Region (-21%) and the Region of the Americas (-20%). The number of new weekly deaths decreased globally by 17%. At the regional level, the Western Pacific Region reported an increase in new weekly deaths (+12%), while decreases were reported by the Eastern Mediterranean Region (-49%), the African Region (-41%), Europe Region (-23%), the Region of the Americas and South-East Asia Region (both -15%). The highest numbers of new cases were reported from the Republic of Korea (2,100,171 new cases), Vietnam (1,670,627 new cases), Germany (1,350,362 new cases), Netherlands (475,290 new cases), and France (419,632 new cases). The highest numbers of new deaths were reported from the United States of America (9,078 new deaths), the Russian Federation (4,530 new deaths), Brazil (3,301 new deaths), Indonesia (1,994 new deaths) ,and China (1,955 new deaths).

Regional Update

- Philippines' government announced to March 15 (Tuesday) that the country's capital, Metro Manila, will remain under COVID-19 Alert Level 1 while more areas will be eased to the least restrictive status from March 16 to 31. In addition to Metro Manila, the Inter-Agency Task Force for the Management of Emerging Infectious Diseases has approved a total of 47 areas under Alert Level 1 and that other areas in the country will stay under Alert Level 2 during the same period. According to the health official, all areas in the country including those under Alert Level 2 are now classified as low risk for COVID-19. She added that the government is strengthening its inoculation drive in Alert Level 2 areas to increase vaccination coverage so these can deescalate to Alert Level 1.

Vaccine Update

- Based on Malaysia's CovidNow portal, a total of 22,937,707 individuals or 97.5% of the adult population have completed COVID-19 vaccination, 23,213,875 or 98.7% have received at least one dose, and 15,357,069 adults or 65.3% of have received a COVID-19 booster dose as of March 15 (Tuesday). For adolescents aged between 12 and 17, a total of 2,839,254 individuals or 91.3% of their population have completed the vaccination, while 2,938,900 or 94.5% have received at least one dose. For children aged between five and 11 years, a total of 1,197,667 of them or 33.7% of their population have received the first dose of a COVID-19 vaccine under the National COVID-19 Immunization Programme for Children (PICKids. On March 15, a total of 56,585 doses of a COVID-19 vaccine were dispensed, including 17,939 as first dose, 1,728 as second dose and 36,918 as booster dose, bringing the cumulative number of vaccine doses administered under the National COVID-19 Immunization Programme (PICK) to 68,275,177.

Travel Advisories (new update/s)

- Vietnam: The Vietnamese Government has agreed to reinstate pre-pandemic entry and exit procedures for foreigners and Vietnamese living overseas from March 15. Foreign travellers entering Vietnam will only need to provide a negative COVID-19 test certificate and are not required to undergo quarantine. The test must be performed using the RT-PCR method within 72 hours before departure or the rapid antigen tests within 24 hours. Those who cannot take a test before arrival have to be tested within 24 hours upon entry and will be allowed to leave their accommodation if the test turned out negative. Travellers are, however, required to monitor their health for the first 10 days after arrival and notify medical staff if they have symptoms of COVID-19. Vietnamese government on Tuesday agreed to resume its unilateral visa exemption policy for citizens from 13 countries as Vietnam seeks to reopen inbound tourism after nearly two years of closure. Citizens from Belarus, Denmark, Finland, France, Germany, Italy, Japan, Norway, Russia, South Korea, Spain, Sweden, and the U.K. will be allowed to visit Vietnam for up to 15 days without a visa regardless of passport type and entry purpose. The country also granted e-visas to citizens of 80 countries that allowed them to apply for 30-day, single entry.

Cases and Deaths as of 16 March 2022

- As of 16 March 2022 (2PM, GMT+8), worldwide, there were **461,829,590** confirmed cases, including **6,075,330** deaths. Globally, Case Fatality Rate (CFR) was **1.3**.
- In **China**, there were **875,773** confirmed cases with **9,768** deaths, including deaths in Hong Kong (4,279) and Taiwan (853). Confirmed cases in China include confirmed cases in Hong Kong (733,785), Macau (82) and Taiwan (21,402). CFR was **1.1**.
- **25,191,648 confirmed cases** of COVID-19 have been reported in the ASEAN region with a total of **334,189 deaths**, with a CFR of **1.3**.

REGION	COUNTRY	FIRST CONFIRMED CASE(S)	LATEST REPORT ON CONFIRMED CASE(S)	TOTAL CONFIRMED CASES	NEW CASES (7-Day Rolling Average)	TOTAL DEATHS	NEW DEATHS (7-Day Rolling Average)	CASE FATALITY RATE	CUMULATIVE CASES/100,000	NUMBER OF TESTS LAST 14 DAYS/100,000	CUMULATIVE VACCINATED	CUMULATIVE FULLY VACCINATED	CUMULATIVE BOOSTERED	FULLY VACCINATED / 100
ASEAN REGION	Brunei	10 Mar 20	15-Mar-22	116,924	2,553 (2,844)	171	1 (3)	0.1%	26,985		407,674	404,502	118,331	91.6
	Cambodia	27 Jan 20	15-Mar-22	134,352	139 (184)	3,048	1 (1)	2.3%	815	229	14,757,205	13,883,923	8,764,362	81.9
	Indonesia	02 Mar 20	15-Mar-22	5,914,532	14,408 (16,326)	152,745	308 (273)	2.6%	2,186	833	193,474,037	151,486,424	14,770,130	54.8
	Lao PDR	24 Mar 20	15-Mar-22	147,409	722 (408)	643	2 (1)	0.4%	2,056	142	5,296,891	4,382,631		59.4
	Malaysia	25 Jan 20	15-Mar-22	3,872,135	26,534 (27,312)	33,994	95 (87)	0.9%	12,119	6,913	27,331,445	25,775,007	15,317,615	78.6
	Myanmar	23 Mar 20	15-Mar-22	606,910	683 (841)	19,414	3 (3)	3.2%	1,123	472	24,819,640	21,427,957		39.1
	Philippines	30 Jan 20	14-Mar-22	3,671,293	- (369)	57,625	- (79)	1.6%	3,396	71	56,110,301	63,091,847	10,137,875	56.8
	Singapore	23 Jan 20	15-Mar-22	948,478	- (11,419)	1,153	- (8)	0.1%	16,630		4,994,166	4,933,358	3,723,755	90.5
	Thailand	13 Jan 20	15-Mar-22	3,226,697	19,742 (22,842)	23,851	70 (68)	0.7%	4,634	332	54,439,036	49,905,803	21,758,692	71.3
	Vietnam	23 Jan 20	15-Mar-22	6,552,918	440,270 (281,551)	41,545	160 (93)	0.6%	6,793	2,519	79,660,025	77,601,333	42,917,889	79.1
				25,191,648	505,051	334,189	640	1.3%						

Note: Population of each member state has remained constant.

- **435,762,169 confirmed cases** of COVID-19 have been reported in **216 countries/states** (other than China, Hong Kong, Taiwan, Macau, and ASEAN countries):

REGION	COUNTRY	FIRST CONFIRMED CASE(S)	LATEST REPORT ON CONFIRMED CASE(S)	TOTAL CONFIRMED CASES	NEW CASES	TOTAL DEATHS	NEW DEATH	CASE FATALITY RATE	CUMULATIVE CASES/100,000	NUMBER OF TESTS LAST 14 DAYS/100,000	CUMULATIVE VACCINATED	CUMULATIVE FULLY VACCINATED	CUMULATIVE BOOSTERED	FULLY VACCINATED / 100
ASIA PACIFIC	Japan	16 Jan 2020	15/03/2022	5,843,736	50,781	26,304	188	0.5%	4,628	1,439	101,984,441	100,444,869	39,260,464	79.7
	South Korea	20 Jan 2020	15/03/2022	7,228,550	362,328	10,888	293	0.2%	13,979	12,870	44,911,681	44,439,758	32,151,084	86.6
	Nepal	24 Jan 2020	15/03/2022	978,044	57	11,950	-	1.2%	3,419	324	21,801,530	18,502,119	1,757,697	62.4
	Australia	25 Jan 2020	15/03/2022	3,246,409	29,639	5,616	25	0.2%	12,657	4,355	22,135,420	20,743,572	12,249,384	80.4
	Sri Lanka	27 Jan 2020	14/03/2022	656,386	-	16,407	-	2.5%	3,011	386	16,951,559	14,258,603	7,563,334	66.3
	India	30 Jan 2020	15/03/2022	42,996,062	2,568	515,974	97	1.2%	3,147	781	968,928,555	813,501,336	20,085,722	58.4
	Afghanistan	24 Feb 2020	15/03/2022	176,571	162	7,646	1	4.3%	464	-	4,952,744	4,281,934		10.8
	Pakistan	26 Feb 2020	15/03/2022	1,519,627	473	30,313	4	2.0%	702	214	128,074,138	101,881,176	4,869,245	45.2
	New Zealand	28 Feb 2020	15/03/2022	399,342	21,657	102	-	0.0%	8,122	2,280	4,277,644	3,980,989	2,556,814	77.7
	Bhutan	05 Mar 2020	15/03/2022	19,435	783	7	-	0.0%	2,547	-	596,568	574,736	351,962	73.7
	Maldives	07 Mar 2020	13/03/2022	174,658	-	297	-	0.2%	32,895	4,519	398,315	371,410	142,239	68.3
	Bangladesh	08 Mar 2020	15/03/2022	1,949,942	217	29,112	-	1.5%	1,196	139	126,309,868	89,929,734	5,066,251	54.1
	Mongolia	10 Mar 2020	15/03/2022	467,100	97	2,177	-	0.5%	14,483	2,812	2,272,019	2,173,594	1,027,907	65.3
	Turkey	10 Mar 2020	15/03/2022	14,600,683	24,614	96,735	115	0.7%	17,501	5,539	57,737,917	52,902,566	35,633,423	62.2
	French Polynesia	12 Mar 2020	14/03/2022	70,826	-	645	-	0.9%	25,360		186,020	180,807		64.0
	Guam	15 Mar 2020	14/03/2022	46,411	-	338	-	0.7%	27,742		151,477	136,802		81.2
	New Caledonia	17 Mar 2020	15/03/2022	59,616	127	305	-	0.5%	20,714		187,893	179,630		62.3
	Fiji	18 Mar 2020	14/03/2022	64,081	-	834	-	1.3%	7,200	546	678,761	624,416	110,183	69.2
	Papua New Guinea	21 Mar 2020	03/03/2022	41,533	-	639	-	1.5%	473	-	311,111	250,752		2.8
	Timor Leste	21 Mar 2020	12/03/2022	22,789	-	129	-	0.6%	1,762	388	679,946	573,462		42.7
Northern Mariana Islands	28 Mar 2020	14/03/2022	10,472	-	31	-	0.3%	18,303		45,237	43,055		83.0	
North Korea	24 Jul 2020	25/07/2020	1	-	-	-	0.0%	0						
Solomon Islands	03 Oct 2020	14/03/2022	9,124	-	120	-	1.3%	1,362		214,939	100,347		14.3	
Wallis et Futuna	17 Oct 2020	03/12/2021	454	-	7	-	1.5%	2,833		6,450	6,399		57.7	
Marshall Islands	26 Oct 2020	06/01/2022	7	-	-	-	0.0%	12		30,112	24,915		32.1	
Vanuatu	11 Nov 2020	15/03/2022	341	82	1	-	0.3%	114	-	114,284	85,180		27.1	

	Samoa	18 Nov 2020	13/03/2022	48	-	-	-	0.0%	24		145,989	130,289		65.1
	Micronesia	11 Jan 2021	11/01/2021	1	-	-	-	0.0%	1		62,049	51,222		50.1
	Palau	31 May 2021	14/03/2022	3,922	-	6	-	0.2%	21,779		20,321	17,999		83.6
	Tonga	05 Nov 2021	15/03/2022	2,072	197	2	-	0.1%	1,983		76,910	70,283		65.8
	Kiribati	25 Jan 2022	15/03/2022	3,038	5	13	-	0.4%	2,583		76,491	50,428		41.5
	Cook Islands	17 Feb 2022	15/03/2022	476	97	-	-	0.0%	2,226		14,992	14,241		81.0
	Niue	09 Mar 2022	09/03/2022	1	-				46					
AMERICAS	USA	21 Jan 2020	15/03/2022	81,231,406	15,138	991,684	646	1.2%	24,748	1,787	254,599,776	216,690,804	96,035,748	65.3
	Canada	25 Jan 2020	15/03/2022	3,373,827	3,155	37,200	-	1.1%	8,877	1,194	32,635,559	31,027,767	18,003,414	81.5
	Brazil	26 Feb 2020	14/03/2022	29,391,345	-	655,557	-	2.2%	13,880	606	179,853,602	157,830,125	70,685,742	73.8
	Mexico	28 Feb 2020	14/03/2022	5,607,845	-	321,115	-	5.7%	4,396	66	85,436,974	79,380,412		60.9
	Saint Martin	01 Mar 2020	03/03/2022	9,912	-	63	-	0.6%	26,083					
	Ecuador	01 Mar 2020	14/03/2022	849,386	-	35,347	-	4.2%	4,889	307	14,810,687	13,650,230	4,750,101	76.3
	Dominican Republic	01 Mar 2020	15/03/2022	576,788	147	4,374	-	0.8%	5,371	279	7,158,835	5,875,457	2,260,376	53.6
	Chile	03 Mar 2020	15/03/2022	3,323,324	10,082	44,039	34	1.3%	17,535	5,792	17,828,485	17,283,367	14,864,259	90.0
	Argentina	03 Mar 2020	15/03/2022	8,981,155	5,076	127,295	38	1.4%	19,985	813	40,501,769	36,377,451	17,879,371	79.8
	Peru	05 Mar 2020	14/03/2022	3,536,842	-	211,579	-	6.0%	10,879	1,511	28,013,041	24,884,662	10,759,896	74.6
	Costa Rica	06 Mar 2020	14/03/2022	825,158	-	8,186	-	1.0%	16,348	899	4,235,270	3,859,818	1,487,215	75.1
	Colombia	06 Mar 2020	15/03/2022	6,077,861	573	139,335	20	2.3%	12,074	580	41,562,091	34,062,856	9,293,334	66.4
	French Guiana	06 Mar 2020	15/03/2022	78,220	72	394	-	0.5%	40,009					
	Martinique	06 Mar 2020	08/03/2022	126,221	-	900	-	0.7%	29,157					
	Paraguay	07 Mar 2020	14/03/2022	646,054	-	18,548	-	2.9%	9,171	378	3,828,122	3,233,060	1,156,981	44.8
	Panama	10 Mar 2020	14/03/2022	759,782	-	8,140	-	1.1%	17,892	1,635	3,386,244	2,966,931	1,384,727	67.7
	Bolivia	10 Mar 2020	13/03/2022	897,489	-	21,473	-	2.4%	7,795	270	6,996,135	5,694,373	1,117,890	48.1
	Honduras	11 Mar 2020	12/03/2022	416,729	-	10,834	-	2.6%	4,276		5,443,384	4,616,205	1,735,699	45.9
	Cuba	11 Mar 2020	15/03/2022	1,077,966	561	8,503	-	0.8%	9,511	-	10,619,886	9,896,151	6,101,803	87.4
	Guyana	11 Mar 2020	14/03/2022	63,147	-	1,225	-	1.9%	8,067	-	434,878	331,703	53,455	42.0
Jamaica	12 Mar 2020	15/03/2022	128,418	18	2,851	1	2.2%	4,356	937	774,482	663,195	30,923	22.3	
St Vincent and the Grenadines	12 Mar 2020	14/03/2022	6,743	-	106	-	1.6%	6,097	83	35,873	29,874	3,379	26.9	
Saint Lucia	13 Mar 2020	14/03/2022	22,856	-	365	-	1.6%	12,504	1,182	57,888	52,269	6,736	28.4	
Trinidad and Tobago	13 Mar 2020	15/03/2022	133,393	242	3,690	4	2.8%	9,562	-	743,725	705,911	140,795	50.3	

Venezuela	13 Mar 2020	14/03/2022	518,460	-	5,659	-	1.1%	1,818		22,157,232	14,287,370	410,887	49.8	
Guatemala	13 Mar 2020	14/03/2022	805,393	-	17,159	-	2.1%	4,851	638	7,332,849	5,783,150	2,025,508	31.7	
Uruguay	13 Mar 2020	14/03/2022	865,644	-	7,103	-	0.8%	25,006	2,966	2,965,564	2,806,092	2,084,112	80.5	
Curacao	13 Mar 2020	11/03/2022	39,459	-	265	-	0.7%	25,047		107,280	98,328	40,024	59.7	
Puerto Rico	13 Mar 2020	14/03/2022	476,102	-	4,150	-	0.9%	14,908		3,056,795	2,617,156		82.0	
Suriname	13 Mar 2020	14/03/2022	78,793	-	1,321	-	1.7%	13,553	447	266,905	236,584	46,907	40.0	
Antigua and Barbuda	13 Mar 2020	12/03/2022	7,466	-	135	-	1.8%	7,688	-	63,704	61,327		62.1	
Guadeloupe	13 Mar 2020	09/03/2022	130,705	-	843	-	0.6%	29,505						
Cayman Islands	13 Mar 2020	09/03/2022	20,073	-	21	-	0.1%	30,906		61,502	59,726		89.8	
Aruba	14 Mar 2020	11/03/2022	33,796	-	212	-	0.6%	31,789		87,651	80,713		75.3	
Bahamas	15 Mar 2020	14/03/2022	33,198	-	773	-	2.3%	8,524	772	164,099	155,124	23,368	39.1	
US Virgin Islands	16 Mar 2020	14/03/2022	15,567	-	109	-	0.7%	14,599		67,958	56,200		52.9	
Sint Maarten	17 Mar 2020	14/03/2022	9,629	-	85	-	0.9%	23,639		27,857	25,848		59.5	
Montserrat	17 Mar 2020	15/03/2022	171	5	2	-	1.2%	1,831		1,869	1,749		35.1	
Barbados	17 Mar 2020	15/03/2022	57,230	128	326	-	0.6%	19,939	3,479	160,629	150,337		52.3	
El Salvador	18 Mar 2020	13/03/2022	156,364	-	4,101	-	2.6%	2,423	-	4,575,400	4,272,289	1,440,486	65.5	
Nicaragua	18 Mar 2020	08/03/2022	18,203	-	222	-	1.2%	278		5,498,389	4,113,547		61.4	
Bermuda	18 Mar 2020	14/03/2022	11,989	-	125	-	1.0%	18,757		47,784	46,375	31,766	74.7	
Haiti	19 Mar 2020	13/03/2022	30,461	-	827	-	2.7%	270	19	157,571	107,268		0.9	
Dominica	22 Mar 2020	14/03/2022	11,529	-	62	-	0.5%	16,055		32,251	29,764		41.2	
Grenada	22 Mar 2020	28/02/2022	13,690	-	216	-	1.6%	12,223		43,005	37,504	5,502	33.2	
Belize	23 Mar 2020	14/03/2022	57,071	-	652	-	1.1%	14,620	3,360	235,178	207,885	40,362	51.3	
Turks and Caicos Islands	23 Mar 2020	10/03/2022	5,874	-	36	-	0.6%	15,381		31,165	29,160		74.3	
Saint Kitts and Nevis	24 Mar 2020	14/03/2022	5,541	-	42	-	0.8%	10,490	973	31,162	26,294	3,011	49.1	
British Virgin Islands	25 Mar 2020	12/03/2022	6,104	-	62	-	1.0%	20,326		18,923	17,325		57.0	
Anguilla	26 Mar 2020	14/03/2022	2,595	-	9	-	0.3%	19,579		10,439	9,562	2,419	63.2	
Caribbean Netherlands	01 Apr 2020	14/03/2022	7,653	-	31	-	0.4%	42,488		19,109	16,736		63.3	
Falkland Islands	03 Apr 2020	12/03/2022	118	-	-	-	0.0%	4,473		2,632	1,775		50.3	
Saint Pierre and Miquelon	05 Apr 2020	11/03/2022	1,316	-	1	-	0.1%	18,768						
Saint Barthelemy	25 Jul 2020	03/03/2022	3,780	-	6	-	0.2%	44,734						
EUROPE	France	24 Jan 2020	15/03/2022	23,649,615	116,618	140,440	146	0.6%	35,266	4,383	53,997,506	52,409,669	35,946,753	77.7

Germany	27 Jan 2020	15/03/2022	17,586,745	227,983	126,532	292	0.7%	21,155	2,222	63,578,242	62,971,910	48,136,886	75.1
Finland	29 Jan 2020	15/03/2022	767,220	6,110	2,719	2	0.4%	13,898	2,333	4,459,574	4,239,876	2,788,958	76.4
Italy	30 Jan 2020	15/03/2022	13,489,319	86,414	157,177	180	1.2%	22,371	8,123	50,681,384	47,705,707	38,249,884	79.0
Russian Federation	31 Jan 2020	15/03/2022	17,412,919	36,678	361,902	558	2.1%	12,061	2,629	79,017,192	72,236,457	12,614,966	49.5
Spain	31 Jan 2020	15/03/2022	11,260,040	36,066	101,416	281	0.9%	23,918	1,972	41,089,269	39,845,453	24,114,643	85.2
Sweden	31 Jan 2020	15/03/2022	2,470,254	3,677	17,841	76	0.7%	24,017	334	7,810,784	7,601,419	5,046,997	74.8
United Kingdom of Great Britain	31 Jan 2020	15/03/2022	19,820,181	119,229	163,095	222	0.8%	29,656	11,967	52,708,425	49,209,241	38,513,136	72.2
Belgium	05 Feb 2020	15/03/2022	3,658,084	18,032	30,445	37	0.8%	31,854	2,754	9,225,937	9,109,049	7,246,409	78.3
Switzerland	25 Feb 2020	15/03/2022	3,156,380	28,897	13,425	9	0.4%	36,810	7,404	6,079,396	5,992,140	3,617,771	68.8
Austria	25 Feb 2020	15/03/2022	3,225,272	37,125	15,261	40	0.5%	36,333	79,609	6,808,151	6,580,326	5,054,419	72.8
Croatia	25 Feb 2020	14/03/2022	1,073,527	-	15,354	-	1.4%	26,393	1,613	2,308,535	2,234,396	594,785	54.7
Norway	26 Feb 2020	14/03/2022	1,357,280	-	1,753	-	0.1%	25,380	2,031	4,330,488	4,023,762	2,896,964	73.6
Romania	26 Feb 2020	15/03/2022	2,798,935	4,854	64,450	69	2.3%	14,460	1,231	8,147,081	8,077,059		42.2
Estonia	26 Feb 2020	15/03/2022	534,788	2,699	2,367	8	0.4%	40,313	4,585	858,329	841,315	450,611	63.5
Georgia	26 Feb 2020	15/03/2022	1,637,691	1,716	16,585	16	1.0%	44,019	2,507	1,583,158	1,251,778	80,818	31.5
North Macedonia	26 Feb 2020	15/03/2022	301,895	312	9,155	5	3.0%	14,490	1,437	852,030	834,203	143,397	40.1
Greece	26 Feb 2020	15/03/2022	2,684,916	26,620	26,686	51	1.0%	25,054	30,518	7,880,710	7,569,124	5,459,405	73.0
Denmark	27 Feb 2020	15/03/2022	2,826,404	9,420	5,232	36	0.2%	48,576	10,342	4,843,038	4,742,097	3,605,267	81.6
San Marino	27 Feb 2020	14/03/2022	14,726	-	112	-	0.8%	43,491		24,583	21,841	13,152	64.2
Lithuania	27 Feb 2020	15/03/2022	968,723	4,595	8,659	17	0.9%	34,761	3,838	1,947,333	1,871,443	914,155	69.6
Netherlands	27 Feb 2020	15/03/2022	7,266,972	52,897	21,725	12	0.3%	41,926	5,872	13,452,121	12,358,823	9,000,965	72.0
Azerbaijan	27 Feb 2020	15/03/2022	790,962	142	9,627	9	1.2%	7,891	713	5,314,247	4,803,747	2,926,687	47.0
Belarus	28 Feb 2020	15/03/2022	943,027	693	6,681	11	0.7%	9,961	2,137	5,528,298	4,632,574	275,734	49.1
Iceland	28 Feb 2020	15/03/2022	165,299	2,361	83	2	0.1%	45,750	14,909	309,578	289,700	249,832	78.6
Ireland	28 Feb 2020	15/03/2022	1,360,015	6,282	6,636	12	0.5%	27,523	3,156	4,061,807	3,992,874	2,863,712	80.1
Monaco	29 Feb 2020	15/03/2022	9,901	74	52	-	0.5%	25,411		28,875	25,667	10,598	65.0
Czech Republic	01 Mar 2020	15/03/2022	3,696,837	10,864	39,216	61	1.1%	34,648	3,488	6,947,191	6,852,550	4,053,603	63.9
Luxembourg	01 Mar 2020	15/03/2022	194,846	907	1,007	1	0.5%	31,432	4,560	479,766	456,085	365,154	71.9
Armenia	01 Mar 2020	15/03/2022	422,076	55	8,579	3	2.0%	14,270	1,142	1,087,524	920,978	23,230	31.0
Latvia	02 Mar 2020	15/03/2022	750,683	6,250	5,450	6	0.7%	39,245	9,464	1,343,094	1,300,828	506,794	69.7

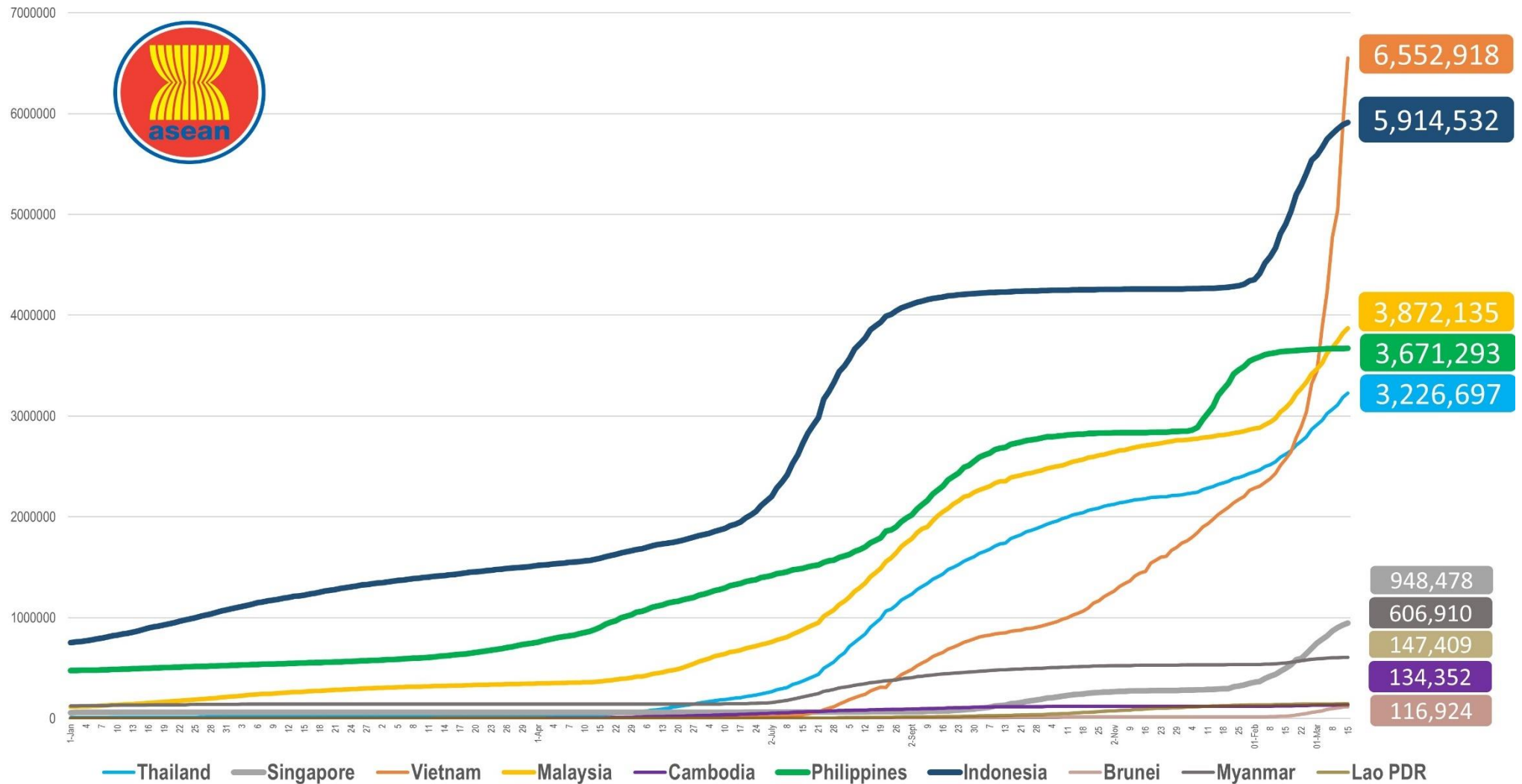
	Portugal	02 Mar 2020	10/03/2022	3,380,263	-	21,285	-	0.6%	32,916	6,625	9,663,542	9,415,073	6,213,268	92.6
	Andorra	02 Mar 2020	09/03/2022	38,794	-	152	-	0.4%	50,289	-	57,797	53,250	24,732	68.8
	Liechtenstein	03 Mar 2020	15/03/2022	14,424	189	79	-	0.5%	37,939	-	26,715	26,386	18,234	69.0
	Ukraine	03 Mar 2020	15/03/2022	4,906,408	12,077	107,184	199	2.2%	11,054	-	15,729,617	15,221,792	752,581	35.0
	Slovenia	04 Mar 2020	15/03/2022	923,011	4,249	6,419	4	0.7%	44,207	6,277	1,264,228	1,219,412	632,867	58.7
	Hungary	04 Mar 2020	11/03/2022	1,814,362	-	44,653	-	2.5%	18,571	1,348	6,398,615	6,178,638	4,059,531	64.1
	Poland	04 Mar 2020	15/03/2022	5,836,672	12,690	113,622	178	1.9%	15,371	2,204	22,556,096	22,284,791	11,518,385	59.0
	Faroe Islands	04 Mar 2020	03/03/2022	34,658	-	28	-	0.1%	71,198	-	41,715	40,895	21,284	83.4
	Bosnia and Herzegovina	05 Mar 2020	14/03/2022	373,359	-	15,635	-	4.2%	11,310	-	943,394	846,080	120,530	25.9
	Gibraltar	05 Mar 2020	15/03/2022	15,993	64	101	-	0.6%	47,456		42,010	40,966	31,228	121.6
	Slovakia	06 Mar 2020	15/03/2022	1,586,140	9,654	18,979	29	1.2%	29,082	7,182	2,818,480	2,758,270	1,630,193	50.6
	Serbia	06 Mar 2020	15/03/2022	1,945,142	2,415	15,619	15	0.8%	28,008	2,426	3,345,631	3,266,852	1,872,225	47.5
	Vatican City	06 Mar 2020	19-Jan-22	29	-	-	-	0.0%	3,149					
	Malta	07 Mar 2020	15/03/2022	73,195	194	617	2	0.8%	14,562	4,392	472,255	464,837	346,666	90.1
	Moldova	07 Mar 2020	15/03/2022	508,119	343	11,342	7	2.2%	19,119		989,897	1,048,472	82,869	26.1
	Bulgaria	08 Mar 2020	14/03/2022	1,115,132	-	36,162	-	3.2%	15,986	2,310	2,073,249	2,053,901	703,983	29.8
	Albania	09 Mar 2020	15/03/2022	272,711	22	3,486	1	1.3%	9,555	254	1,274,514	1,206,964	248,491	42.0
	Cyprus	09 Mar 2020	15/03/2022	360,078	3,294	904	2	0.3%	30,042	88,316	687,926	645,292	440,267	72.0
	Channel Islands	09 Mar 2020	15/03/2022	17,849	2,219	31	-	0.2%	27,364		54,146	51,351	39,278	81.0
	Jersey	10 Mar 2020	15/03/2022	42,018	383	116	-	0.3%	46,269		82,706	79,088	61,009	78.3
	Kazakhstan	13 Mar 2020	15/03/2022	1,304,560	54	13,648	6	1.0%	7,046	-	9,425,219	9,074,986	2,514,071	47.8
	Kosovo	13 Mar 2020	15/03/2022	226,895	18	3,126	-	1.4%	12,646		900,826	818,592	98,735	45.9
	Uzbekistan	15 Mar 2020	15/03/2022	237,281	21	1,637	-	0.7%	707		18,446,210	13,160,671		38.8
	Greenland	16 Mar 2020	14/03/2022	11,879	-	20	-	0.2%	21,128		41,243	38,502		67.7
	Montenegro	17 Mar 2020	15/03/2022	231,719	106	2,695	2	1.2%	37,246		289,125	280,906	95,939	44.7
	Kyrgyzstan	18 Mar 2020	15/03/2022	200,758	16	2,974	1	1.5%	3,109		1,468,402	1,205,204		18.2
	Isle of Man	19 Mar 2020	14/03/2022	24,913	-	81	-	0.3%	29,454		69,450	66,751	52,187	78.2
	Tajikistan	30 Apr 2020	07/03/2022	17,786	-	125	-	0.7%	191		4,916,961	4,107,682	2,386	42.1
MIDDLE EAST	UAE	29 Jan 2020	15/03/2022	885,983	280	2,302	-	0.3%	9,068	46,982	9,890,539	9,554,261	4,871,090	95.6
	Iran	19 Feb 2020	15/03/2022	7,130,129	3,223	139,180	117	2.0%	8,599	1,191	63,589,153	56,247,745	25,204,367	66.2
	Israel	21 Feb 2020	14/03/2022	3,725,414	-	10,392	-	0.3%	41,150	7,612	6,700,742	6,124,660	5,205,304	65.9
	Lebanon	21 Feb 2020	15/03/2022	1,085,846	614	10,219	8	0.9%	15,839	-	2,504,820	2,180,156	545,452	32.2
	Kuwait	24 Feb 2020	15/03/2022	626,114	653	2,552	2	0.4%	14,882	2,377	3,393,521	3,277,287	380,911	75.7

	Oman	24 Feb 2020	15/03/2022	386,829	183	4,250	-	1.1%	7,775		3,220,696	3,004,483	32,412	57.5	
	Bahrain	24 Feb 2020	15/03/2022	539,988	1,194	1,464	1	0.3%	32,903	6,480	1,227,305	1,197,343	950,713	68.5	
	Iraq	24 Feb 2020	15/03/2022	2,313,943	573	25,109	4	1.1%	5,886	-	9,992,944	6,892,020		16.7	
	Qatar	29 Feb 2020	15/03/2022	359,361	102	677	-	0.2%	12,689	7,432	2,360,308	2,218,292	1,345,505	75.7	
	Saudi Arabia	02 Mar 2020	14/03/2022	748,915	-	9,020	-	1.2%	2,185	1,266	25,792,668	23,964,566	9,904,609	67.8	
	Jordan	02 Mar 2020	15/03/2022	1,680,179	25,502	13,959	77	0.8%	16,633	-	4,694,106	4,385,036		42.7	
	Palestine	05 Mar 2020	14/03/2022	654,068	-	5,622	-	0.9%	13,960		1,979,151	1,716,216	2,779	32.9	
	Syria	22 Mar 2020	14/03/2022	55,399	-	3,117	-	5.6%	325		2,239,981	1,269,123	3,046	6.9	
	Yemen	10 Apr 2020	14/03/2022	11,793	-	2,139	-	18.1%	40		624,837	384,655		1.3	
AFRICA	Egypt	14 Feb 2020	11/03/2022	495,373	-	24,277	-	4.9%	493		41,192,990	30,174,310	1,393,678	28.9	
	Algeria	25 Feb 2020	15/03/2022	265,478	21	6,868	2	2.6%	617		7,461,932	6,110,712	436,274	13.7	
	Nigeria	28 Feb 2020	14/03/2022	254,989	-	3,142	-	1.2%	127	101	19,196,245	8,763,392		4.2	
	Tunisia	02 Mar 2020	14/03/2022	1,029,596	-	28,062	-	2.7%	8,804	1,050	7,167,040	6,339,503	1,155,398	53.1	
	Morocco	02 Mar 2020	14/03/2022	1,162,125	-	16,043	-	1.4%	3,186	325	24,854,067	23,308,809	5,909,798	62.4	
	Senegal	02 Mar 2020	15/03/2022	85,808	2	1,964	-	2.3%	527	104	1,452,996	1,035,675		6.0	
	South Africa	05 Mar 2020	15/03/2022	3,696,823	1,648	99,727	2	2.7%	6,313	534	20,650,525	17,531,396	1,644,959	29.2	
	Cameroon	06 Mar 2020	03/03/2022	119,322	-	1,926	-	1.6%	461		1,074,824	813,530		3.0	
	Togo	06 Mar 2020	14/03/2022	36,860	-	272	-	0.7%	456	151	1,549,440	1,145,453		13.5	
	Burkina Faso	09 Mar 2020	20/02/2022	20,751	-	375	-	1.8%	102	36	2,117,997	1,152,574		5.4	
		Democratic Republic of Congo	10 Mar 2020	14/03/2022	86,344	-	1,335	-	1.5%	99		754,459	442,965		0.5
		Ivory Coast	11 Mar 2020	14/03/2022	81,598	-	796	-	1.0%	317	108	6,955,366	4,178,108		15.4
		Reunion	11 Mar 2020	08/03/2022	310,181	-	680	-	0.2%	39,923					
		Ghana	13 Mar 2020	12/03/2022	160,761	-	1,445	-	0.9%	529	198	8,793,591	4,867,214	133,563	15.3
		Guinea	13 Mar 2020	14/03/2022	36,435	-	440	-	1.2%	285		3,531,742	1,875,830		13.9
		Gabon	13 Mar 2020	14/03/2022	47,570	-	303	-	0.6%	2,190	743	299,993	245,649	1,076	10.8
		Sudan	13 Mar 2020	14/03/2022	17,064	-	138	-	0.8%	154	146	475,558	432,091		3.8
		Kenya	13 Mar 2020	15/03/2022	323,204	9	5,647	1	1.7%	615	126	11,634,051	7,976,891	265,023	14.5
		Ethiopia	13 Mar 2020	15/03/2022	469,291	69	7,486	-	1.6%	419	56	23,960,213	20,481,066		17.4
		Central African Republic	14 Mar 2020	04/03/2022	14,320	-	113	-	0.8%	302	59	865,113	824,469		16.8
	Seychelles	14 Mar 2020	09/03/2022	39,605	-	163	-	0.4%	40,569		84,141	79,921	27,744	80.8	
	Rwanda	14 Mar 2020	15/03/2022	129,610	8	1,458	-	1.1%	1,026	1,010	8,811,796	7,808,436	2,014,504	58.8	
	Namibia	14 Mar 2020	13/03/2022	157,438	-	4,014	-	2.5%	6,311	409	444,529	378,399		14.6	
	Swaziland	14 Mar 2020	15/03/2022	69,478	19	1,392	-	2.0%	6,051		384,830	336,066		28.7	
	Mauritania	14 Mar 2020	15/03/2022	58,660	1	981	-	1.7%	1,296	377	1,544,003	1,049,189	36,110	22.0	
	Mayotte	14 Mar 2020	11/03/2022	36,745	-	187	-	0.5%	23,104						
	Equatorial Guinea	15 Mar 2020	14/03/2022	15,898	-	183	-	1.2%	1,172	292	259,685	207,819		14.3	
	Republic of Congo	15 Mar 2020	11/03/2022	24,049	-	378	-	1.6%	447		680,630	640,017		11.3	
	Benin	16 Mar 2020	03/03/2022	26,575	-	163	-	0.6%	225	-	2,777,245	2,214,327		17.8	
	Liberia	16 Mar 2020	14/03/2022	7,397	-	294	-	4.0%	150		1,116,709	1,084,591		20.9	

Tanzania	16 Mar 2020	09/03/2022	33,726	-	800	-	2.4%	58	-	3,595,010	2,779,782		4.5
Somalia	16 Mar 2020	07/03/2022	26,400	-	1,348	-	5.1%	171		1,479,158	937,617		5.7
Gambia	17 Mar 2020	14/03/2022	11,973	-	365	-	3.0%	510	522	330,027	316,887		12.7
Zambia	17 Mar 2020	13/03/2022	315,202	-	3,960	-	1.3%	1,765	201	2,740,205	2,063,376	33,684	10.9
Mauritius	18 Mar 2020	14/03/2022	34,356	-	934	-	2.7%	2,714		1,000,474	963,452	540,833	75.7
Djibouti	18 Mar 2020	14/03/2022	15,568	-	189	-	1.2%	1,599	505	140,287	100,289		10.0
Niger	19 Mar 2020	12/03/2022	8,781	-	308	-	3.5%	38	23	2,175,283	1,541,167		6.1
Chad	19 Mar 2020	14/03/2022	7,267	-	190	-	2.6%	46	8	276,118	147,640		0.9
Zimbabwe	20 Mar 2020	15/03/2022	242,909	394	5,416	2	2.2%	1,659	358	4,398,228	3,429,174	168,751	22.7
Cape Verde	20 Mar 2020	15/03/2022	55,911	4	401	-	0.7%	10,167		353,747	303,530		54.0
Madagascar	20 Mar 2020	12/03/2022	63,870	-	1,377	-	2.2%	237	24	1,062,980	1,012,453		3.6
Uganda	21 Mar 2020	13/03/2022	163,530	-	3,594	-	2.2%	369	78	14,054,059	2,985,472		6.3
Eritrea	21 Mar 2020	14/03/2022	9,722	-	103	-	1.1%	274					
Angola	21 Mar 2020	14/03/2022	98,931	-	1,900	-	1.9%	311	115	10,895,481	5,699,666	258,168	16.8
Mozambique	22 Mar 2020	15/03/2022	225,188	9	2,198	-	1.0%	742	53	12,963,020	11,476,420	222,787	35.7
Libya	24 Mar 2020	15/03/2022	500,497	193	6,354	4	1.3%	7,385		2,181,405	1,109,227	84,108	15.9
Guinea-Bissau	25 Mar 2020	13/03/2022	8,068	-	168	-	2.1%	420		519,240	341,270		16.9
Mali	25 Mar 2020	15/03/2022	30,428	5	726	-	2.4%	155		1,244,934	907,062		4.4
Botswana	30 Mar 2020	25/02/2022	263,950	-	2,619	-	1.0%	11,458	1,864	1,445,393	1,263,041	158,470	52.7
Sierra Leone	31 Mar 2020	15/03/2022	7,670	2	125	-	1.6%	98		1,516,460	964,902		11.9
Burundi	31 Mar 2020	13/03/2022	38,274	-	15	-	0.0%	332	217	10,071	9,530		0.1
Malawi	02 Apr 2020	15/03/2022	85,515	16	2,624	1	3.1%	459	38	1,536,112	811,786		4.1
South Sudan	05 Apr 2020	14/03/2022	17,064	-	138	-	0.8%	154	146	475,558	432,091		3.8
Sao Tome and Principe	06 Apr 2020	15/03/2022	5,937	1	72	-	1.2%	2,761		112,052	79,629	4,296	35.7
Comoros	30 Apr 2020	13/03/2022	8,069	-	160	-	2.0%	948		341,102	301,218		33.9
Lesotho	13May 2020	14/03/2022	32,775	-	697	-	2.1%	1,542		782,175	727,528		33.7
			435,762,169	1,459,384	5,731,373	4,295	1.3%						

COVID-19 Epi curve among ASEAN Countries:

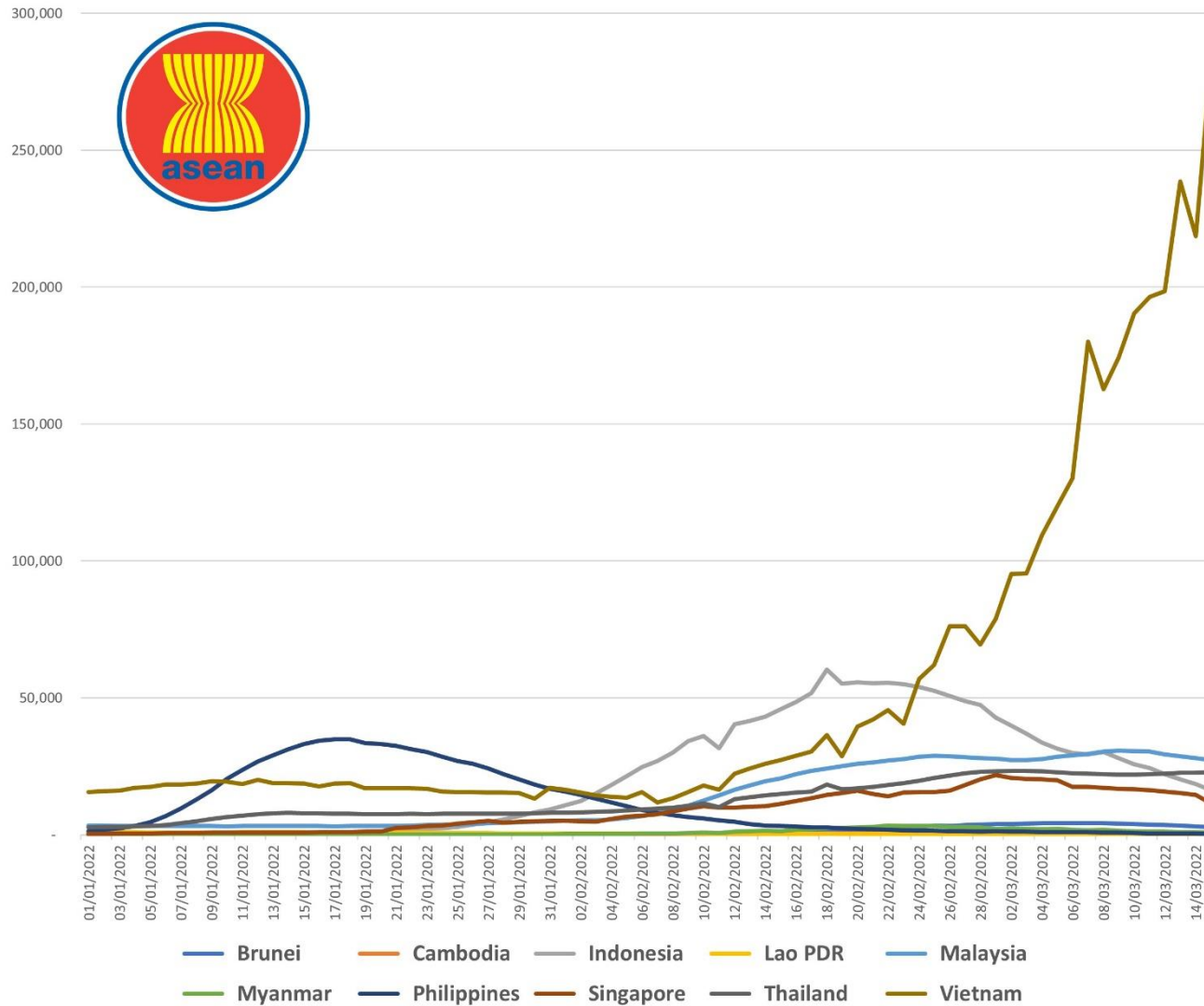
From January 1, 2021 to March 15, 2022



Cumulative cases of COVID-19 in the ASEAN Region as of March 15, 2022 (Report generated by ASEAN Biodiaspora Virtual Center)

7-Day Rolling Average of COVID-19 new cases

From January 1, 2022 to March 15, 2022

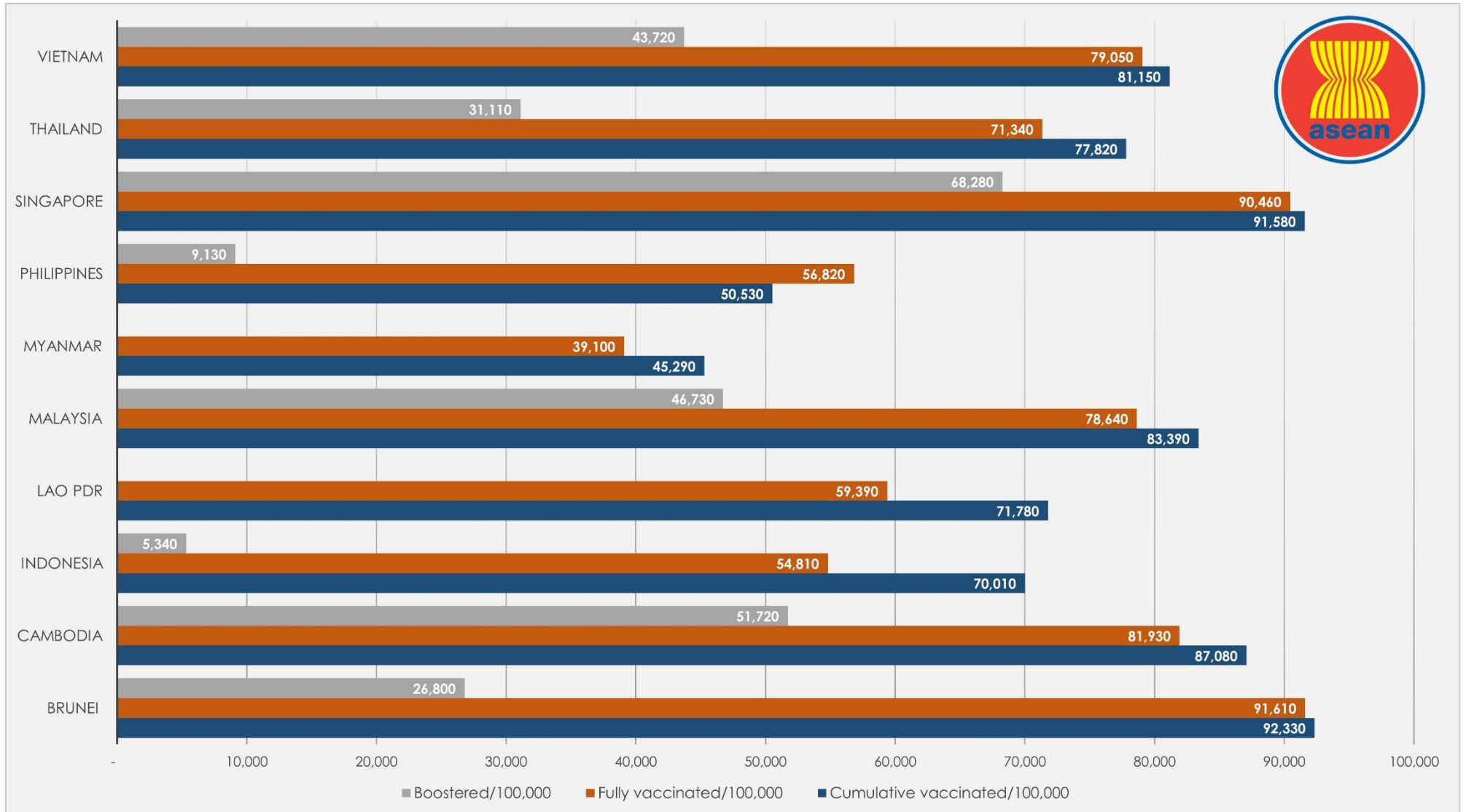


ASEAN Country	New Cases Rate of Change 7-Day Window*	P-value
Brunei	-209.69	0
Cambodia	-22.95	0
Indonesia	-1919.551	0
Lao PDR	30.16	0
Malaysia	-604.18	0
Myanmar	-100.85	0
Philippines	-59.31	0.001
Singapore	-758.54	0.008
Thailand	158.1	0
Vietnam	15034.09	0.006

**Beta coefficient of linear line of best fit; equal to the rate of change in the 7-day rolling average of new cases over the past 7 days (as of March 15, 2022)

COVID-19 Vaccination Status


as of 15 March 2022



Note: Philippine data on "Cumulative People Vaccinated" not updated

COVID-19 Outlook Assessment

as of 13 March 2022

 ASEAN MEMBER STATE	REQUIREMENT							
	At least 80% of the high-risk population has been vaccinated with at least one dose of a COVID-19 vaccine.		At least 65% of the total population has a level of immunity to COVID-19; either recovered from COVID-19 or have been vaccinated with at least one dose of a COVID-19 vaccine.		Case levels are generally low (a 7-day rolling average number of daily new cases that is <10 cases per 100,000, with each day's past-14-day test positivity is consistently <5%).		Government Policy on containment and health (strictness and comprehensiveness in COVID-19 related government policies)	
	% of High risk population fully vaccinated	Population vaccinated/day (7-day average)	% of Total population fully vaccinated / boosted	Population vaccinated/day (7-day average)	Daily cases/100,000	Test positivity last 14 days	Containment and health index score - Oxford COVID-19 Government Response Tracker (OxCGRT)	Change over the past 30 days
Brunei	≥90.0	Unknown	≥90.0/26.8	Unknown	703.50	Unknown	67.9/100	0.0
Cambodia	≥90.0	0%/day	88.1/51.5	0.01%/day	1.30	11.4	37.5/100	0.0
Indonesia	≥90.0	0%/day	58.0/ND	0.21%/day	6.68	14.2	61.6/100	0.0
Lao PDR	≥90.0	0%/day	64.7/ND	0.1%/day	4.72	34.0	78.3/100	+3.6
Malaysia	≥90.0	0%/day	79.1/46.6	0.01%/day	87.70	14.4	58.0/100	0.0
Myanmar	≥90.0	0%/day	40.5/ND	0.14%/day	1.75	6.8	71.2/100	+1.8
Philippines	≥90.0	0%/day	61.1/9.1	Unknown	0.40	4.8	82.4/100	0.0
Singapore	≥90.0	0%/day	87.5/68.3	0.04%/day	233.18	Unknown	74.4/100	0.0
Thailand	≥90.0	0%/day	72.4/31.0	0.02%/day	32.64	34.3	53.3/100	+0.3
Vietnam	87.8	0.03%/day	83.7/43.7	0.03%/day	226.68	99.4	73.2/100	+1.8



Report generated by
ASEAN Biodiaspora Virtual Center (ABVC)
 in collaboration with **Bluedot Inc.**
 Email: support@biodiaspora.org

