

# COVID-19 Situational Report in the ASEAN Region

ASEAN Biodiaspora Virtual Center (ABVC)

as of July 16, 2021



# COVID-19: Highlights and Situation Overview

## Global Update

- Worldwide, there have been over 190 million cases and over 4 million deaths attributed to COVID-19.
- World Health Organization (WHO) Director-General Tedros Adhanom Ghebreyesus on Thursday (July 15) warned, "Unfortunately...we are now in the early stages of a third wave". The Delta variant is present in more than 111 countries. On Wednesday, Tedros said that Delta variant's spread, along with increased social mobility and the inconsistent use of proven public health measures, is driving an increase in both case numbers and deaths. Tedros reiterated WHO's appeal for a massive push to vaccinate at least 10% of the population of every country by September, at least 40% by the end of 2021, and at least 70% by mid-2022.

## Regional Update

- Malaysia's Deputy Prime Minister said a special meeting of the National Security Council on Friday (July 16) that the government has studied the current situation and decided that there was no need to extend the enhanced movement control order (EMCO) in Selangor and the EMCO imposed on 34 mukim in eight districts in Selangor will end on Friday (July 16) night. Meanwhile, EMCO in all localities in Kuala Lumpur will also end this Friday as scheduled.
- The Philippines' Department of Health has recorded the country's first locally transmitted cases of the more infectious Delta coronavirus variant. Of the 16 new COVID-19 cases found to have contracted the Delta variant, 11 were tagged as locally acquired cases.

## Vaccine Update

- Malaysia's Ministry of Health said on Friday (July 16) that it has granted conditional approval for emergency use to the COVID-19 vaccine manufactured by China's Sinopharm. Authorities have also granted conditional approval to the Janssen COVID-19 vaccine made by US drugmaker Johnson & Johnson and manufactured in Belgium. Malaysian government has administered a total of 12,647,558 doses of COVID-19 vaccines as of Thursday (July 15), with more than 4 million people or 12.3% of the population fully vaccinated since Malaysia started its national COVID-19 immunization programme on February 24.
- A shipment of 3.2 million doses of Johnson & Johnson's vaccine from the US began on Thursday (July 15), potentially easing the Philippines' distribution of vaccines as this one-shot vaccine does not have to be refrigerated, unlike some others. The Philippines has so far administered 14 million COVID-19 vaccine doses with over four million individuals already fully vaccinated. On Thursday (July 15), the Philippines has administered a record-high of 391,283 COVID-19 vaccine doses, exceeding its previous record of 375,059. The government is aiming to administer 500,000 COVID-19 vaccine doses daily to vaccinate at least 70% of the country's population by the end of the year.
- Cambodian Prime Minister addressed his announcements to parents and legal guardians of adolescents aged from 12 to 17 years old to get them ready for COVID-19 vaccinations. He added that if the adolescents are vaccinated, schools from secondary schools onwards will be able to reopen. The vaccinations for the adolescent group will start from Phnom Penh capital city and Kandal province to the coastal province of Preah Sihanouk before expanding it to other provinces. To date, 5.41 million people, or 54.1% of the 10 million targeted adult population were vaccinated.

- Laos' health authorities said that the provision of second doses of Pfizer-BioNTech and Sinopharm COVID-19 vaccines have initiated today. Meanwhile, the National Taskforce for COVID-19 Prevention and Control announced that the Mother and Child Health Center in Vientiane Capital has been authorized to administer the Pfizer and Sinopharm vaccines until July 25. The vaccination program is part of the government's plan to vaccinate 50% of the population by the end of the year. To date, 1,025,248 first-dose vaccinations have been provided to the population in Laos, which includes both Lao citizens and foreign residents while 641,545 second-dose vaccinations have been administered.

#### Travel Advisories (new update/s)

- Philippines: The Inter-Agency Task Force for the Management of Emerging Infectious Diseases (IATF-MEID) has expanded its travel restriction by including Indonesia in the travel ban until July 31.

#### Cases and Deaths as of 16 July 2021

- As of 16 July 2021 (2PM, GMT+8), worldwide, there were **190,048,537** confirmed cases, including **4,085,665** deaths. Globally, Case Fatality Rate (CFR) is **2.1**.
- In **China**, there were **119,504** confirmed cases with **5,607** deaths, including deaths in Hong Kong (212) and Taiwan (759). Confirmed cases in China include confirmed cases in Hong Kong (11,956), Macau (55), and Taiwan (15,346).
- 5,852,086 confirmed cases** of COVID-19 have been reported in the ASEAN region with a total of **111,703 deaths**, with a CFR of **1.9**.

REGION	COUNTRY	FIRST CONFIRMED CASE(S)	LATEST REPORT ON CONFIRMED CASE(S)	TOTAL CONFIRMED CASES	NEW CASES (7-DAY ROLLING AVERAGE)	TOTAL DEATHS	NEW DEATHS (7-DAY ROLLING AVERAGE)	CASE FATALITY RATE	CUMULATIVE CASES/ 100,000	NUMBER OF TESTS LAST 14 DAYS/ 100,000	CUMULATIVE VACCINATED	CUMULATIVE FULLY VACCINATED	FULLY VACCINATED / 100,000
ASEAN REGION	Brunei	10-Mar-20	14-Jul-21	282	-(2)	3	-	1.1%	65		102,586	18,655	4,260
	Cambodia	27-Jan-20	15-Jul-21	64,611	996 (936)	1,025	39 (29)	1.6%	392	1,304	5,240,159	4,002,766	23,940
	Indonesia	02-Mar-20	15-Jul-21	2,726,803	56,757 (44,145)	70,192	982 (919)	2.6%	1,008	497	38,909,433	15,611,554	5,710
	Lao PDR	24-Mar-20	15-Jul-21	3,092	116 (89)	4	1 (0)	0.1%	43	121	956,535	595,647	8,190
	Malaysia	25-Jan-20	15-Jul-21	880,782	13,215 (10,303)	6,613	110 (101)	0.8%	2,757	1,823	8,644,292	4,003,266	12,370
	Myanmar	23-Mar-20	15-Jul-21	212,545	4,188 (4,641)	4,346	165 (104)	2.0%	393	124	1,840,758	1,527,284	2,810
	Philippines	30-Jan-20	15-Jul-21	1,490,665	5,208 (5,011)	26,314	82 (95)	1.8%	1,379	420	9,771,359	3,670,940	3,350
	Singapore	23-Jan-20	15-Jul-21	62,852	48 (26)	36	-	0.1%	1,102	20,046	4,052,434	2,420,824	41,380
	Thailand	13-Jan-20	15-Jul-21	372,215	9,186 (9,141)	3,032	98 (81)	0.8%	535	811	9,598,949	3,309,244	4,740
Vietnam	23-Jan-20	15-Jul-21	38,239	2,830 (2,122)	138	6 (5)	0.4%	40	357	3,859,995	286,772	290	
				<b>5,852,086</b>	<b>92,544</b>	<b>111,703</b>	<b>1,483</b>	<b>1.9%</b>					

- 184,076,947 confirmed cases** of COVID-19 have been reported in **222 countries/states** (other than China, Hong Kong, Taiwan, Macau, and ASEAN countries):

REGION	COUNTRY	FIRST CONFIRMED CASE(S)	LATEST REPORT ON CONFIRMED CASE(S)	TOTAL CONFIRMED CASES	NEW CASES	TOTAL DEATHS	NEW DEATHS	CASE FATALITY RATE	CUMULATIVE CASES/ 100,000	NUMBER OF TESTS LAST 14 DAYS/ 100,000	CUMULATIVE IMMUNIZED	CUMULATIVE FULLY VACCINATED	FULLY VACCINATED/ 100,000
ASIA PACIFIC	Japan	16 Jan 2020	15-Jul-21	831,587	3,418	14,965	22	1.8%	659	450	40,156,708	25,023,470	19,790
	South Korea	20 Jan 2020	15-Jul-21	173,511	1,600	2,050	2	1.2%	336	572	15,836,992	6,183,732	12,060
	Nepal	24 Jan 2020	15-Jul-21	662,570	1,782	9,463	33	1.4%	2,316	159	2,621,476	1,108,868	3,810
	Australia	25 Jan 2020	15-Jul-21	31,516	85	912	-	2.9%	123	4,703	6,982,861	2,486,284	9,750
	Sri Lanka	27 Jan 2020	15-Jul-21	280,543	1,484	3,661	50	1.3%	1,287	621	4,496,770	1,537,230	7,180
	India	30 Jan 2020	15-Jul-21	31,025,875	39,072	412,563	544	1.3%	2,271	1,613	313,529,502	77,810,989	5,640
	Afghanistan	24 Feb 2020	15-Jul-21	139,051	1,198	6,072	89	4.4%	366		770,229	219,159	560
	Pakistan	26 Feb 2020	15-Jul-21	981,392	2,545	22,689	47	2.3%	453	260	9,308,890	4,209,460	1,910
	New Zealand	28 Feb 2020	15-Jul-21	2,794	4	26	-	0.9%	57	1,236	839,554	564,789	11,710
	Bhutan	05 Mar 2020	15-Jul-21	2,370	46	1	-	0.0%	311	-	485,497	1,563	200
	Maldives	07 Mar 2020	15-Jul-21	75,622	217	215	1	0.3%	14,243	6,247	319,378	242,370	44,840
	Bangladesh	08 Mar 2020	15-Jul-21	1,071,774	12,236	17,278	226	1.6%	657	231	5,823,265	4,284,959	2,600
	Mongolia	10 Mar 2020	15-Jul-21	143,128	1,439	707	4	0.5%	4,438	1,741	2,103,983	1,798,664	54,870
	Turkey	10 Mar 2020	15-Jul-21	5,507,455	7,304	50,415	48	0.9%	6,601	531	38,538,814	19,018,721	22,550
	French Polynesia	12 Mar 2020	13-Jul-21	19,042	-	144	-	0.8%	6,818		75,504	66,019	23,500
	Guam	15 Mar 2020	15-Jul-21	8,473	2	142	-	1.7%	5,065		105,299	94,649	57,100
	New Caledonia	17 Mar 2020	19-Jun-21	129	-	-	-	0.0%	45		60,764	54,454	19,070
	Fiji	18 Mar 2020	15-Jul-21	13,886	1,854	74	15	0.5%	1,560	1,175	353,355	66,643	7,430
	Papua New Guinea	21 Mar 2020	09-Jul-21	17,340	-	179	-	1.0%	198	-	50,460	710	10
	Timor Leste	21 Mar 2020	14-Jul-21	9,960	-	25	-	0.3%	770		237,927	43,356	3,290
Northern Mariana Islands	28 Mar 2020	28-May-21	183	-	2	-	1.1%	320		30,719	28,102	49,400	
North Korea	24 Jul 2020	25-Jul-20	1	-	-	-	0.0%	0					
Solomon Islands	03 Oct 2020	16-Apr-21	20	-	-	-	0.0%	3		19,641	5,987	870	
Wallis et Futuna	17 Oct 2020	06-May-21	445	-	7	-	1.6%	2,777		4,610	4,502	40,030	

	<b>Marshall Islands</b>	26 Oct 2020	17-Nov-20	4	-	-	-	0.0%	7		18,824	16,512	28,270
	<b>Vanuatu</b>	11 Nov 2020	21-Apr-21	4	-	1	-	25.0%	1		14,026		
	<b>Samoa</b>	18 Nov 2020	12-Feb-21	3	-	-	-	0.0%	2		52,907	9,254	4,660
	<b>Micronesia</b>	11 Jan 2021	11-Jan-21	1	-	-	-	0.0%	1		32,159	27,804	26,830
	<b>Palau</b>	31 May 2021	14-Jun-21	2	-	-	-	0.0%	11		14,463	13,284	74,180
<b>AMERICAS</b>	<b>USA</b>	21 Jan 2020	15-Jul-21	34,876,861	28,793	624,140	302	1.8%	10,625	1,031	184,835,149	160,126,516	47,880
	<b>Canada</b>	25 Jan 2020	15-Jul-21	1,422,135	317	26,470	12	1.9%	3,742	1,630	26,346,634	17,510,007	46,390
	<b>Brazil</b>	26 Feb 2020	14-Jul-21	19,216,065	-	537,693	-	2.8%	9,075	-	90,161,336	32,303,899	15,200
	<b>Mexico</b>	28 Feb 2020	14-Jul-21	2,616,827	-	235,507	-	9.0%	2,051	125	36,230,549	21,108,633	16,370
	<b>Saint Martin</b>	01 Mar 2020	09-Jul-21	2,373	-	38	-	1.6%	6,244				
	<b>Ecuador</b>	01 Mar 2020	15-Jul-21	472,722	965	21,872	22	4.6%	2,721	140	4,088,423	1,697,724	9,620
	<b>Dominican Republic</b>	01 Mar 2020	15-Jul-21	336,144	535	3,907	7	1.2%	3,130	427	5,271,104	3,604,070	33,220
	<b>Chile</b>	03 Mar 2020	15-Jul-21	1,594,496	2,366	34,207	158	2.1%	8,413	3,307	13,291,457	11,438,183	59,830
	<b>Argentina</b>	03 Mar 2020	15-Jul-21	4,719,952	17,295	100,695	445	2.1%	10,503	425	20,605,189	5,113,342	11,310
	<b>Peru</b>	05 Mar 2020	14-Jul-21	2,085,883	-	194,752	-	9.3%	6,416	-	6,044,482	3,703,924	11,230
	<b>Costa Rica</b>	06 Mar 2020	14-Jul-21	386,722	-	4,842	-	1.3%	7,662	1,379	1,783,949	822,842	16,150
	<b>Colombia</b>	06 Mar 2020	14-Jul-21	4,565,372	-	114,337	-	2.5%	9,069	1,984	13,777,447	9,178,479	18,040
	<b>French Guiana</b>	06 Mar 2020	14-Jul-21	28,681	-	163	-	0.6%	14,670				
	<b>Martinique</b>	06 Mar 2020	13-Jul-21	13,371	-	99	-	0.7%	3,089				
	<b>Paraguay</b>	07 Mar 2020	14-Jul-21	441,056	-	14,066	-	3.2%	6,261	429	688,526	138,116	1,940
	<b>Panama</b>	10 Mar 2020	14-Jul-21	418,604	-	6,661	-	1.6%	9,858	1,715	1,149,802	631,740	14,640
	<b>Bolivia</b>	10 Mar 2020	14-Jul-21	458,212	-	17,345	-	3.8%	3,980	458	2,321,231	796,290	6,820
	<b>Honduras</b>	11 Mar 2020	14-Jul-21	276,989	-	7,356	-	2.7%	2,842		1,093,093	79,737	810
	<b>Cuba</b>	11 Mar 2020	15-Jul-21	263,086	6,479	1,726	67	0.7%	2,321	984	3,073,310	1,926,776	17,010
	<b>Guyana</b>	11 Mar 2020	14-Jul-21	21,223	-	503	-	2.4%	2,711		240,392	123,050	15,640
	<b>Jamaica</b>	12 Mar 2020	15-Jul-21	50,913	65	1,136	2	2.2%	1,727	456	177,062	113,320	3,830
	<b>St Vincent and the Grenadines</b>	12 Mar 2020	14-Jul-21	2,249	-	12	-	0.5%	2,034		18,417		
	<b>Saint Lucia</b>	13 Mar 2020	14-Jul-21	5,439	-	87	-	1.6%	2,976		31,400	22,752	12,390
	<b>Trinidad and Tobago</b>	13 Mar 2020	14-Jul-21	35,236	-	963	-	2.7%	2,526	175	227,269	144,718	10,340

<b>Venezuela</b>	13 Mar 2020	14-Jul-21	288,099	-	3,327	-	1.2%	1,010		2,900,000	1,100,000	3,870
<b>Guatemala</b>	13 Mar 2020	14-Jul-21	325,024	-	9,798	-	3.0%	1,958	435	878,966	213,950	1,190
<b>Uruguay</b>	13 Mar 2020	14-Jul-21	377,704	-	5,854	-	1.5%	10,911	2,776	2,430,609	1,981,598	57,050
<b>Curacao</b>	13 Mar 2020	15-Jul-21	12,537	84	126	-	1.0%	7,958		90,525	80,332	48,950
<b>Puerto Rico</b>	13 Mar 2020	15-Jul-21	277,408	200	2,559	4	0.9%	8,686		2,137,975	1,855,232	58,090
<b>Suriname</b>	13 Mar 2020	14-Jul-21	23,716	-	597	-	2.5%	4,079		176,325	44,173	7,530
<b>Antigua and Barbuda</b>	13 Mar 2020	14-Jul-21	1,267	-	42	-	3.3%	1,305		37,045	28,611	29,220
<b>Guadeloupe</b>	13 Mar 2020	13-Jul-21	17,373	-	236	-	1.4%	3,922				
<b>Cayman Islands</b>	13 Mar 2020	14-Jul-21	620	-	2	-	0.3%	955		49,050	46,215	70,320
<b>Aruba</b>	14 Mar 2020	14-Jul-21	11,186	-	108	-	1.0%	10,522		70,755	62,425	58,470
<b>Bahamas</b>	15 Mar 2020	14-Jul-21	13,274	-	256	-	1.9%	3,408		60,303	37,689	9,580
<b>US Virgin Islands</b>	16 Mar 2020	14-Jul-21	4,104	-	32	-	0.8%	3,849		42,421	36,246	34,630
<b>Sint Maarten</b>	17 Mar 2020	14-Jul-21	2,656	-	34	-	1.3%	6,521		22,630	18,963	44,220
<b>Montserrat</b>	17 Mar 2020	14-Jul-21	21	-	1	-	4.8%	225		1,435	1,260	25,210
<b>Barbados</b>	17 Mar 2020	14-Jul-21	4,213	-	48	-	1.1%	1,468		96,283	72,672	25,290
<b>El Salvador</b>	18 Mar 2020	14-Jul-21	82,363	-	2,470	-	3.0%	1,276	-	2,118,271	1,303,943	20,100
<b>Nicaragua</b>	18 Mar 2020	13-Jul-21	8,767	-	193	-	2.2%	134		167,500		
<b>Bermuda</b>	18 Mar 2020	13-Jul-21	2,525	-	33	-	1.3%	3,950		41,688	39,034	62,680
<b>Haiti</b>	19 Mar 2020	13-Jul-21	19,374	-	487	-	2.5%	172				
<b>Dominica</b>	22 Mar 2020	12-Jul-21	199	-	-	-	0.0%	277		20,456	19,548	27,150
<b>Grenada</b>	22 Mar 2020	12-May-21	161	-	1	-	0.6%	144		20,292	14,780	13,140
<b>Belize</b>	23 Mar 2020	14-Jul-21	13,613	-	331	-	2.4%	3,487	3,428	107,617	39,463	9,920
<b>Turks and Caicos Islands</b>	23 Mar 2020	15-Jul-21	2,444	4	18	-	0.7%	6,399		23,846	21,496	55,520
<b>Saint Kitts and Nevis</b>	24 Mar 2020	14-Jul-21	544	-	3	-	0.6%	1,030		23,131	19,119	35,940
<b>British Virgin Islands</b>	25 Mar 2020	14-Jul-21	1,559	-	6	-	0.4%	5,191		13,439	9,398	31,080
<b>Anguilla</b>	26 Mar 2020	02-Jul-21	111	-	-	-	0.0%	837		9,321	7,630	50,860
<b>Caribbean Netherlands</b>	01 Apr 2020	13-Jul-21	1,661	-	17	-	1.0%	9,222		5,726	1,665	6,350
<b>Falkland Islands</b>	03 Apr 2020	22-Apr-21	63	-	-	-	0.0%	2,388		2,632	1,775	50,960

	<b>Saint Pierre and Miquelon</b>	05 Apr 2020	07-Jun-21	26	-	-	-	0.0%	371				
	<b>Saint Barthelemy</b>	25 Jul 2020	20-May-21	1,005	-	1	-	0.1%	11,893				
<b>EUROPE</b>	<b>France</b>	24 Jan 2020	15-Jul-21	5,833,341	3,617	111,429	16	1.9%	8,699		35,944,194	25,847,911	38,260
	<b>Germany</b>	27 Jan 2020	15-Jul-21	3,761,437	1,260	91,849	21	2.4%	4,525	834	49,248,479	37,124,516	44,310
	<b>Finland</b>	29 Jan 2020	15-Jul-21	99,212	324	978	2	1.0%	1,797	2,136	3,520,843	1,431,082	25,830
	<b>Italy</b>	30 Jan 2020	15-Jul-21	4,278,319	2,473	127,840	9	3.0%	7,095	3,004	36,147,281	24,501,746	40,520
	<b>Russian Federation</b>	31 Jan 2020	15-Jul-21	5,882,295	25,293	146,069	791	2.5%	4,074	3,879	30,101,051	19,656,642	13,470
	<b>Spain</b>	31 Jan 2020	15-Jul-21	4,069,162	27,688	81,084	41	2.0%	8,644	-	28,475,900	22,511,734	48,150
	<b>Sweden</b>	31 Jan 2020	15-Jul-21	1,093,923	347	14,645	-	1.3%	10,636		5,747,869	3,682,574	36,460
	<b>United Kingdom of Great Britain</b>	31 Jan 2020	15-Jul-21	5,281,098	47,891	128,593	63	2.4%	7,902	15,985	46,037,090	35,155,767	51,790
	<b>Belgium</b>	05 Feb 2020	15-Jul-21	1,100,616	2,284	25,207	-	2.3%	9,584	5,208	7,675,431	5,181,050	44,700
	<b>Switzerland</b>	25 Feb 2020	15-Jul-21	707,357	582	10,902	1	1.5%	8,249	3,303	4,543,839	3,589,640	41,480
	<b>Austria</b>	25 Feb 2020	15-Jul-21	652,660	306	10,727	1	1.6%	7,352	41,147	5,081,027	3,878,749	43,070
	<b>Croatia</b>	25 Feb 2020	15-Jul-21	361,218	139	8,233	-	2.3%	8,881	1,107	1,569,371	1,301,495	31,700
	<b>Norway</b>	26 Feb 2020	14-Jul-21	133,720	-	796	-	0.6%	2,500	2,428	3,151,601	1,634,336	30,150
	<b>Romania</b>	26 Feb 2020	15-Jul-21	1,081,467	62	34,245	3	3.2%	5,587	665	4,756,487	4,707,663	24,470
	<b>Estonia</b>	26 Feb 2020	15-Jul-21	131,681	63	1,271	1	1.0%	9,926	2,378	590,085	451,827	34,060
	<b>Georgia</b>	26 Feb 2020	15-Jul-21	382,734	1,398	5,503	11	1.4%	10,287	-	175,504	113,895	2,860
	<b>North Macedonia</b>	26 Feb 2020	15-Jul-21	155,866	26	5,487	-	3.5%	7,481	1,682	428,081	248,539	11,930
	<b>Greece</b>	26 Feb 2020	15-Jul-21	450,512	2,794	12,795	6	2.8%	4,204	3,092	5,332,527	4,438,726	42,590
	<b>Denmark</b>	27 Feb 2020	15-Jul-21	303,469	1,141	2,540	1	0.8%	5,216	16,438	3,815,196	2,498,017	43,130
	<b>San Marino</b>	27 Feb 2020	14-Jul-21	5,094	-	90	-	1.8%	15,044		22,801	22,801	67,180
	<b>Lithuania</b>	27 Feb 2020	15-Jul-21	279,488	107	4,404	2	1.6%	10,029	1,627	1,289,176	1,156,817	42,490
	<b>Netherlands</b>	27 Feb 2020	15-Jul-21	1,766,102	10,976	17,773	3	1.0%	10,189	-	11,545,650	6,966,514	40,660
	<b>Azerbaijan</b>	27 Feb 2020	15-Jul-21	337,801	199	4,990	2	1.5%	3,370	1,002	2,512,773	1,688,221	16,650
	<b>Belarus</b>	28 Feb 2020	15-Jul-21	431,112	991	3,297	10	0.8%	4,554	1,961	701,183	372,099	3,940
<b>Iceland</b>	28 Feb 2020	08-Jul-21	6,675	-	30	-	0.4%	1,847	-	266,949	246,678	72,290	
<b>Ireland</b>	28 Feb 2020	14-Jul-21	279,790	-	5,006	-	1.8%	5,662	-	2,800,313	2,123,816	43,010	
<b>Monaco</b>	29 Feb 2020	15-Jul-21	2,655	7	33	-	1.2%	6,814		20,624	18,225	46,440	

<b>Czech Republic</b>	01 Mar 2020	15-Jul-21	1,670,348	275	30,335	-	1.8%	15,655		5,314,241	4,040,306	37,730
<b>Luxembourg</b>	01 Mar 2020	14-Jul-21	72,509	-	819	-	1.1%	11,697	9,080	377,294	248,995	39,780
<b>Armenia</b>	01 Mar 2020	15-Jul-21	226,949	193	4,556	4	2.0%	7,673	1,066	190,815	69,998	2,360
<b>Latvia</b>	02 Mar 2020	15-Jul-21	138,041	37	2,542	2	1.8%	7,217	4,462	711,786	629,581	33,380
<b>Portugal</b>	02 Mar 2020	15-Jul-21	920,200	3,641	17,187	5	1.9%	8,961	5,513	6,315,116	4,469,516	43,830
<b>Andorra</b>	02 Mar 2020	15-Jul-21	14,239	72	127	-	0.9%	18,458	1,650	41,716	26,613	34,440
<b>Liechtenstein</b>	03 Mar 2020	15-Jul-21	3,061	1	59	-	1.9%	8,051	5,155	20,048	16,196	42,470
<b>Ukraine</b>	03 Mar 2020	15-Jul-21	2,242,868	623	52,685	20	2.3%	5,053	456	2,476,632	1,305,882	2,990
<b>Slovenia</b>	04 Mar 2020	15-Jul-21	258,045	56	4,425	-	1.7%	12,359	720	859,067	753,256	36,230
<b>Hungary</b>	04 Mar 2020	15-Jul-21	808,661	49	30,013	-	3.7%	8,277	740	5,548,451	5,226,741	54,110
<b>Poland</b>	04 Mar 2020	15-Jul-21	2,881,151	105	75,191	12	2.6%	7,588	727	17,569,346	15,700,212	41,480
<b>Faroe Islands</b>	04 Mar 2020	15-Jul-21	905	7	1	-	0.1%	1,859		33,161	25,192	51,550
<b>Bosnia and Herzegovina</b>	05 Mar 2020	14-Jul-21	205,238	-	9,664	-	4.7%	6,217	413	306,429	163,789	4,990
<b>Gibraltar</b>	05 Mar 2020	15-Jul-21	4,518	32	94	-	2.1%	13,406		39,294	38,939	115,580
<b>Slovakia</b>	06 Mar 2020	15-Jul-21	392,000	29	12,524	1	3.2%	7,187	2,390	2,177,125	1,826,514	33,450
<b>Serbia</b>	06 Mar 2020	14-Jul-21	717,937	-	7,077	-	1.0%	10,338	1,193	2,772,927	2,642,507	38,830
<b>Vatican City</b>	06 Mar 2020	17-Oct-20	27	-	-	-	0.0%	2,932				
<b>Malta</b>	07 Mar 2020	15-Jul-21	31,834	222	420	-	1.3%	6,333	3,651	377,373	353,929	80,160
<b>Moldova</b>	07 Mar 2020	15-Jul-21	257,766	88	6,219	2	2.4%	9,699	2,315	495,794	328,995	8,160
<b>Bulgaria</b>	08 Mar 2020	14-Jul-21	422,703	-	18,158	-	4.3%	6,060	2,145	1,022,270	862,664	12,420
<b>Albania</b>	09 Mar 2020	15-Jul-21	132,629	13	2,456	-	1.9%	4,647	-	594,669	448,830	15,600
<b>Cyprus</b>	09 Mar 2020	15-Jul-21	87,305	1,120	383	1	0.4%	7,284	47,780	491,156	419,220	47,210
<b>Channel Islands</b>	09 Mar 2020	15-Jul-21	864	3	17	-	2.0%	1,325		32,969	13,618	20,310
<b>Jersey</b>	10 Mar 2020	15-Jul-21	5,519	279	69	-	1.3%	6,077		71,671	56,981	56,380
<b>Kazakhstan</b>	13 Mar 2020	15-Jul-21	472,106	5,314	4,816	47	1.0%	2,550	-	4,601,830	2,541,853	13,540
<b>Kosovo</b>	13 Mar 2020	15-Jul-21	107,836	12	2,254	-	2.1%	6,010				
<b>Uzbekistan</b>	15 Mar 2020	15-Jul-21	117,902	493	785	4	0.7%	351		2,074,701	1,199,541	3,580
<b>Greenland</b>	16 Mar 2020	14-Jul-21	65	-	-	-	0.0%	116		32,168	18,658	32,860
<b>Montenegro</b>	17 Mar 2020	15-Jul-21	100,567	24	1,621	-	1.6%	16,165		159,478	144,485	23,000
<b>Kyrgyzstan</b>	18 Mar 2020	15-Jul-21	144,958	1,290	2,143	10	1.5%	2,245		99,900	73,800	1,130
<b>Isle of Man</b>	19 Mar 2020	14-Jul-21	1,791	-	29	-	1.6%	2,117		64,222	52,372	61,590

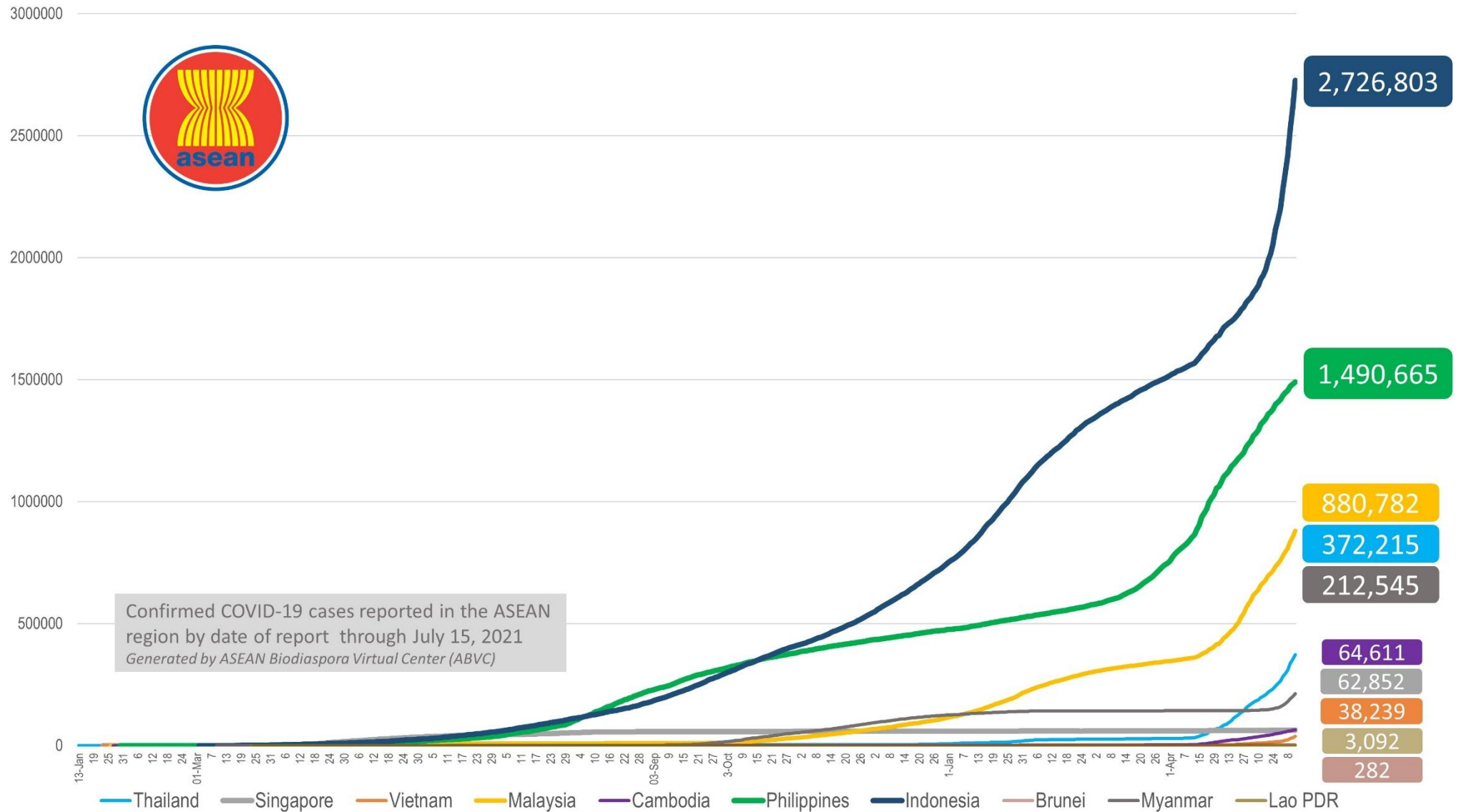


	<b>Tajikistan</b>	30 Apr 2020	15-Jul-21	13,958	47	109	2	0.8%	150		377,744	19,950	210
<b>MIDDLE EAST</b>	<b>UAE</b>	29 Jan 2020	15-Jul-21	656,354	1,541	1,885	5	0.3%	6,718	33,481	7,536,317	6,596,750	66,700
	<b>Iran</b>	19 Feb 2020	15-Jul-21	3,464,055	23,655	86,592	201	2.5%	4,178	1,415	4,390,342	2,139,782	2,550
	<b>Israel</b>	21 Feb 2020	15-Jul-21	849,274	952	6,443	2	0.8%	9,381	5,908	5,737,943	5,209,706	60,190
	<b>Lebanon</b>	21 Feb 2020	14-Jul-21	548,972	-	7,881	-	1.4%	8,008	-	1,043,698	623,244	9,130
	<b>Kuwait</b>	24 Feb 2020	15-Jul-21	382,084	1,385	2,174	16	0.6%	9,082	2,411	1,452,148	923,307	21,620
	<b>Oman</b>	24 Feb 2020	15-Jul-21	289,042	904	3,498	14	1.2%	5,810		1,436,973	291,645	5,710
	<b>Bahrain</b>	24 Feb 2020	15-Jul-21	267,619	114	1,379	1	0.5%	16,307	8,991	1,091,685	1,026,749	60,340
	<b>Iraq</b>	24 Feb 2020	15-Jul-21	1,466,529	9,337	17,707	30	1.2%	3,731	806	699,325	388,541	970
	<b>Qatar</b>	29 Feb 2020	15-Jul-21	223,911	131	599	-	0.3%	7,906	1,943	1,880,175	1,572,060	54,570
	<b>Saudi Arabia</b>	02 Mar 2020	15-Jul-21	506,125	1,165	8,035	15	1.6%	1,477	2,878	18,186,896	2,907,931	8,350
	<b>Jordan</b>	02 Mar 2020	15-Jul-21	759,686	661	9,872	8	1.3%	7,520	- 4,805	2,687,747	1,765,923	17,310
	<b>Palestine</b>	05 Mar 2020	15-Jul-21	344,345	95	3,853	-	1.1%	7,349		536,130	385,465	7,560
	<b>Syria</b>	22 Mar 2020	14-Jul-21	25,806	-	1,901	-	7.4%	151		121,909	9,312	50
<b>Yemen</b>	10 Apr 2020	15-Jul-21	6,964	3	1,366	-	19.6%	24		288,828	8,577	30	
<b>AFRICA</b>	<b>Egypt</b>	14 Feb 2020	14-Jul-21	283,409	-	16,418	-	5.8%	282		3,605,877	1,245,472	1,220
	<b>Algeria</b>	25 Feb 2020	15-Jul-21	149,906	1,109	3,895	13	2.6%	348		2,500,000		
	<b>Nigeria</b>	28 Feb 2020	14-Jul-21	168,915	-	2,125	-	1.3%	84	31	2,534,205	1,404,740	680
	<b>Tunisia</b>	02 Mar 2020	15-Jul-21	526,487	7,878	17,009	164	3.2%	4,502	1,446	1,530,367	676,613	5,720
	<b>Morocco</b>	02 Mar 2020	15-Jul-21	549,844	2,571	9,418	14	1.7%	1,508	320	10,854,278	9,489,591	25,710
	<b>Senegal</b>	02 Mar 2020	15-Jul-21	48,270	674	1,209	6	2.5%	296	145	587,088	236,522	1,410
	<b>South Africa</b>	05 Mar 2020	15-Jul-21	2,253,240	16,435	65,972	377	2.9%	3,848	1,243	3,995,020	1,459,950	2,460
	<b>Cameroon</b>	06 Mar 2020	29-Jun-21	80,858	-	1,324	-	1.6%	312		134,108	29,813	110
	<b>Togo</b>	06 Mar 2020	14-Jul-21	14,377	-	134	-	0.9%	178	102	270,784	76,462	920
	<b>Burkina Faso</b>	09 Mar 2020	14-Jul-21	13,527	-	169	-	1.2%	67		30,479	3,481	20
	<b>Democratic Republic of Congo</b>	10 Mar 2020	15-Jul-21	45,211	302	984	-	2.2%	52		44,840	8,016	10
	<b>Ivory Coast</b>	11 Mar 2020	14-Jul-21	48,959	-	319	-	0.7%	190	480	861,278		
	<b>Reunion</b>	11 Mar 2020	14-Jul-21	33,295	-	256	-	0.8%	4,285				
	<b>Ghana</b>	13 Mar 2020	11-Jul-21	98,114	-	806	-	0.8%	323	40	864,964	400,342	1,290
	<b>Guinea</b>	13 Mar 2020	14-Jul-21	24,252	-	183	-	0.8%	190		495,282	275,406	2,100
	<b>Gabon</b>	13 Mar 2020	15-Jul-21	25,245	-	162	-	0.6%	1,162		45,968	26,383	1,190
	<b>Sudan</b>	13 Mar 2020	14-Jul-21	36,986	-	2,774	-	7.5%	86		554,095	123,862	280
	<b>Kenya</b>	13 Mar 2020	14-Jul-21	190,183	-	3,737	-	2.0%	362	-	1,028,669	521,720	970
	<b>Ethiopia</b>	13 Mar 2020	15-Jul-21	277,443	125	4,350	1	1.6%	248	44	1,894,717		
	<b>Central African Republic</b>	14 Mar 2020	08-Jul-21	7,142	-	98	-	1.4%	151		78,685		
<b>Seychelles</b>	14 Mar 2020	13-Jul-21	17,005	-	77	-	0.5%	17,419		71,490	68,135	69,290	
<b>Rwanda</b>	14 Mar 2020	15-Jul-21	51,625	883	616	9	1.2%	409	704	398,056	252,842	1,950	

<b>Namibia</b>	14 Mar 2020	15-Jul-21	109,356	571	2,270	30	2.1%	4,384	816	131,019	30,505	1,200
<b>Swaziland</b>	14 Mar 2020	15-Jul-21	20,489	209	696	-	3.4%	1,785	-	37,997	22,072	1,900
<b>Mauritania</b>	14 Mar 2020	14-Jul-21	22,049	-	499	-	2.3%	487	-	166,277	12,651	270
<b>Mayotte</b>	14 Mar 2020	12-Jul-21	19,450	-	174	-	0.9%	12,229	-	-	-	-
<b>Equatorial Guinea</b>	15 Mar 2020	15-Jul-21	8,828	-	123	-	1.4%	651	-	161,870	117,082	8,350
<b>Republic of Congo</b>	15 Mar 2020	05-Jul-21	12,790	-	167	-	1.3%	238	-	116,110	-	-
<b>Benin</b>	16 Mar 2020	14-Jul-21	8,244	-	107	-	1.3%	70	-	40,270	12,293	100
<b>Liberia</b>	16 Mar 2020	15-Jul-21	5,306	30	148	4	2.8%	107	-	86,288	9,135	180
<b>Tanzania</b>	16 Mar 2020	08-May-20	509	-	21	-	4.1%	1	-	-	-	-
<b>Somalia</b>	16 Mar 2020	14-Jul-21	15,076	-	781	-	5.2%	98	-	162,655	87,135	550
<b>Gambia</b>	17 Mar 2020	14-Jul-21	6,521	-	188	-	2.9%	278	-	31,150	11,825	490
<b>Zambia</b>	17 Mar 2020	15-Jul-21	182,129	1,580	2,991	42	1.6%	1,020	514	167,816	47,968	260
<b>Mauritius</b>	18 Mar 2020	01-Jul-21	1,858	-	18	-	1.0%	147	-	596,255	305,275	24,000
<b>Djibouti</b>	18 Mar 2020	12-Jul-21	11,621	-	155	-	1.3%	1,194	-	12,547	8,810	890
<b>Niger</b>	19 Mar 2020	14-Jul-21	5,551	-	194	-	3.5%	24	-	363,018	60,317	250
<b>Chad</b>	19 Mar 2020	15-Jul-21	4,959	4	174	-	3.5%	31	-	15,966	4,512	30
<b>Zimbabwe</b>	20 Mar 2020	15-Jul-21	78,872	2,491	2,418	86	3.1%	539	385	955,656	619,883	4,170
<b>Cape Verde</b>	20 Mar 2020	14-Jul-21	33,127	-	292	-	0.9%	6,024	-	110,678	14,280	2,570
<b>Madagascar</b>	20 Mar 2020	15-Jul-21	42,479	-	934	-	2.2%	158	3	197,001	-	-
<b>Uganda</b>	21 Mar 2020	13-Jul-21	89,080	-	2,249	-	2.5%	201	56	1,079,943	4,129	10
<b>Eritrea</b>	21 Mar 2020	15-Jul-21	6,347	20	30	-	0.5%	179	-	-	-	-
<b>Angola</b>	21 Mar 2020	14-Jul-21	40,327	-	946	-	2.3%	127	-	958,373	599,828	1,830
<b>Mozambique</b>	22 Mar 2020	15-Jul-21	94,733	1,304	1,057	24	1.1%	312	72	354,572	153,612	490
<b>Libya</b>	24 Mar 2020	15-Jul-21	214,568	2,555	3,249	1	1.5%	3,166	-	425,119	-	-
<b>Guinea-Bissau</b>	25 Mar 2020	14-Jul-21	3,969	-	70	-	1.8%	207	-	23,549	1,463	70
<b>Mali</b>	25 Mar 2020	15-Jul-21	14,496	4	529	1	3.6%	74	-	145,016	51,846	260
<b>Botswana</b>	30 Mar 2020	13-Jul-21	80,153	-	1,253	-	1.6%	3,479	-	161,426	106,337	4,520
<b>Sierra Leone</b>	31 Mar 2020	14-Jul-21	6,100	-	113	-	1.9%	78	-	82,145	15,170	190
<b>Burundi</b>	31 Mar 2020	14-Jul-21	5,723	-	8	-	0.1%	50	-	-	-	-
<b>Malawi</b>	02 Apr 2020	15-Jul-21	41,498	785	1,301	25	3.1%	223	88	385,242	43,165	230
<b>South Sudan</b>	05 Apr 2020	15-Jul-21	10,917	6	117	-	1.1%	99	-	51,571	4,344	40
<b>Sao Tome and Principe</b>	06 Apr 2020	14-Jul-21	2,395	-	37	-	1.5%	1,114	-	26,184	11,532	5,260
<b>Comoros</b>	30 Apr 2020	15-Jul-21	4,002	-	146	-	3.6%	470	-	43,140	41,220	4,740
<b>Lesotho</b>	13May 2020	14-Jul-21	12,153	-	338	-	2.8%	572	-	36,637	19,685	920
			<b>184,076,947</b>	<b>354,861</b>	<b>3,968,355</b>	<b>4,283</b>	<b>2.2%</b>					

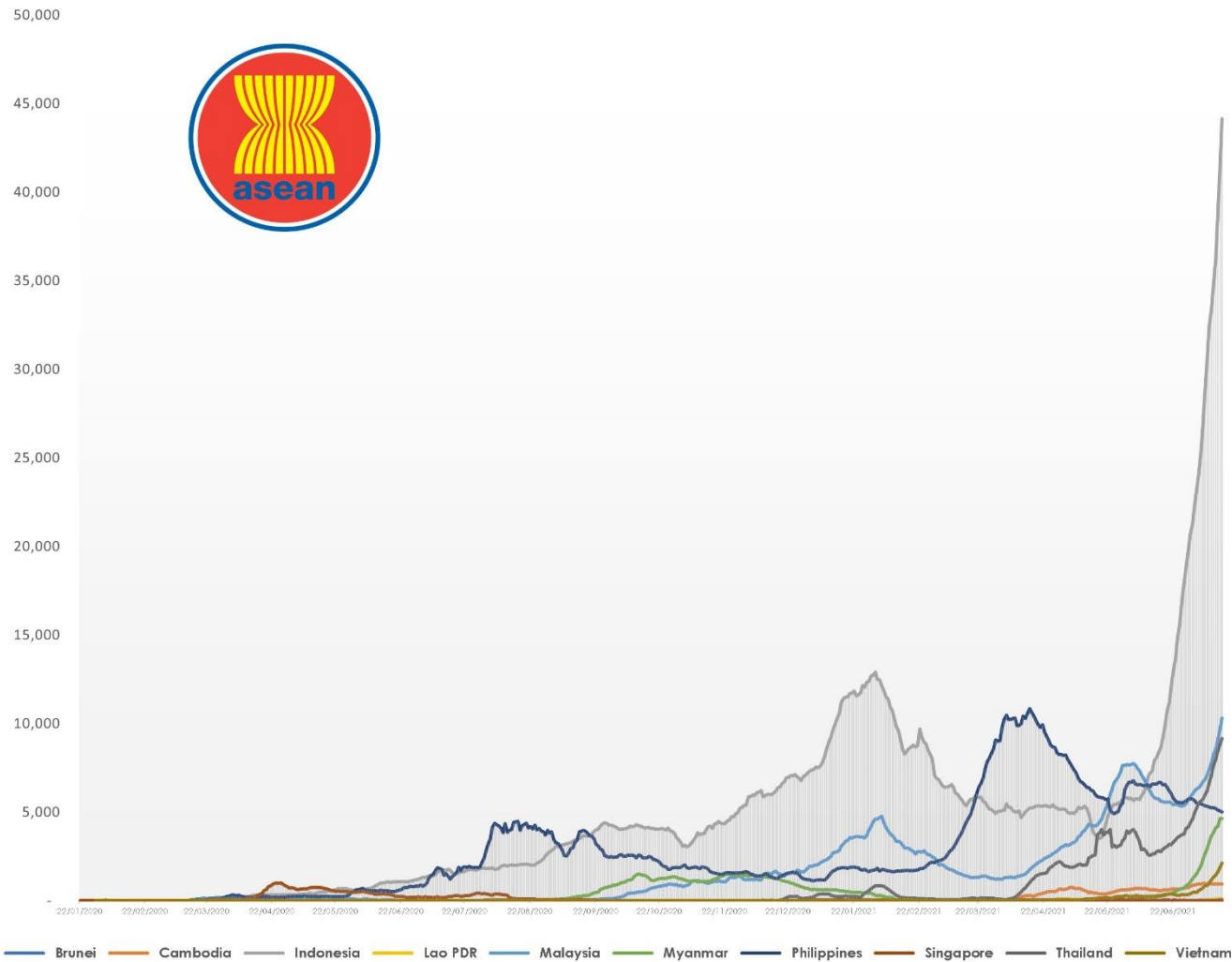
# COVID-19 Epi curve among ASEAN Countries

as of 15 July 2021



# 7-Day Rolling Average of COVID-19 new cases

as of 15 July 2021

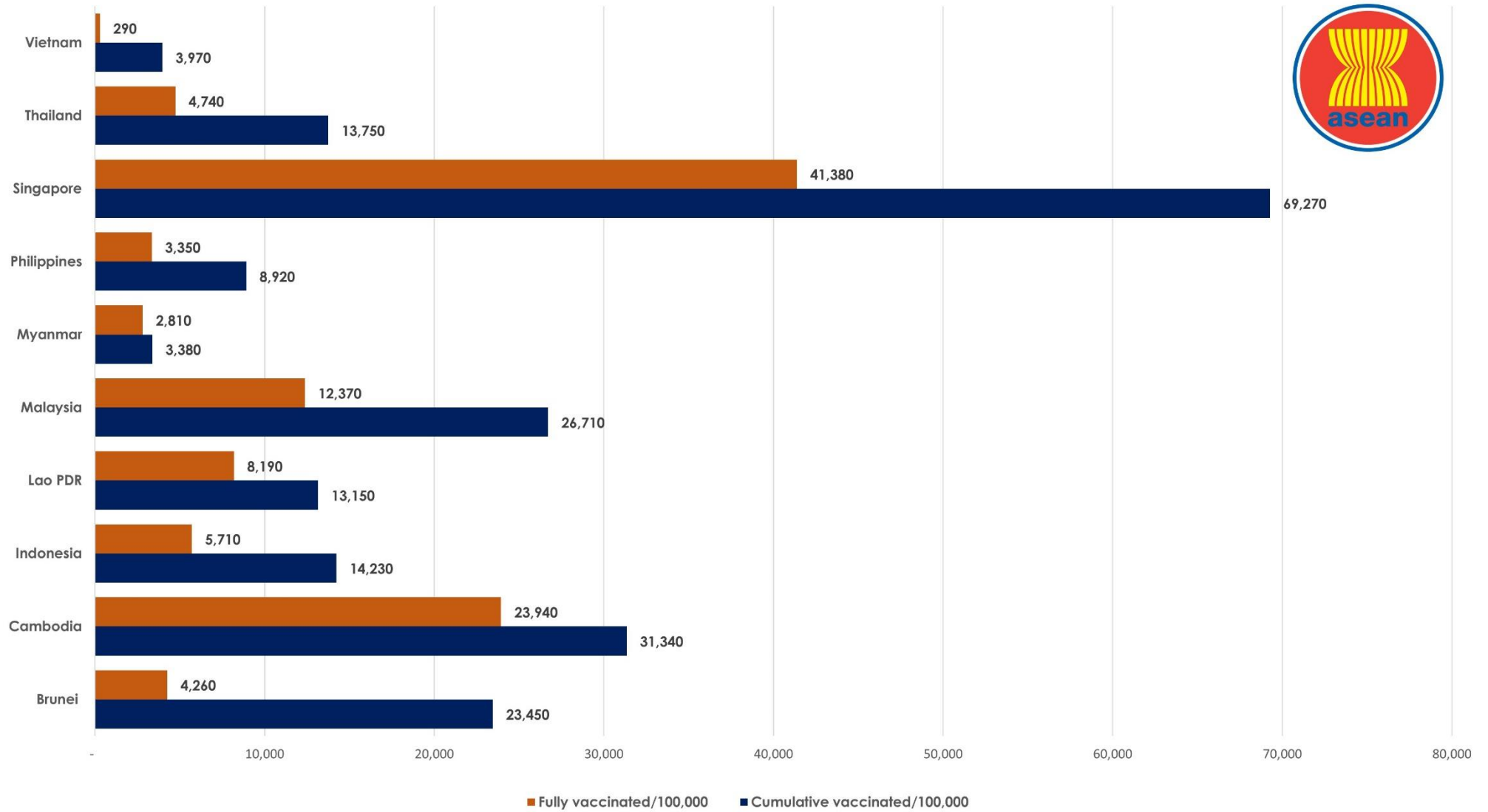


ASEAN Country	New Cases Rate of Change 7-Day Window*	P-value
Brunei	0.342	0.007
Cambodia	-4.332	0.009
Indonesia	1971.954	0
Lao PDR	5.99	0
Malaysia	472.974	0
Myanmar	224.505	0
Philippines	-46.454	0
Singapore	2.51	0.008
Thailand	419.934	0
Vietnam	181.995	0

\*Beta coefficient of linear line of best fit; equal to the rate of change in the 7-day rolling average of new cases over the past 7 days (as of July 15, 2021)

# COVID-19 Vaccination Status

as of 15 July 2021



# Re-opening Tracker

as of 13 July 2021

ASEAN MEMBER STATE	REQUIREMENT					
	At least <b>80% of the high-risk population has been vaccinated</b> with at least one dose of a COVID-19 vaccine.		At least <b>65% of the total population has a level of immunity</b> to COVID-19; either recovered from COVID-19 or have been vaccinated with at least one dose of a COVID-19 vaccine.		<b>Case levels are generally low</b> (a 7-day rolling average number of daily new cases that is <10 cases per 100,000, with each day's past-14-day test positivity is consistently <5%).	
	% of High risk population with one dose	Projected Completion Date	% of Total population with one dose	Projected Completion Date	Daily cases/100,000	Test positivity last 14 days
Brunei	62.2	Oct 2021	23.2	Jul 2022	0.528	
Cambodia	>80.0	Jun 2021	33.5	>12 mos	5.643	5.7
Indonesia	58.4		15.7	> 12 mos	15.343	26.2
Lao PDR	46.2	Nov 2021	14.2	> 12 mos-	1.148	1.5
Malaysia	>80.0	Jul 2021-	28.4	Oct 2021	30.305	8.3
Myanmar	13.6	-	3.8	-	8.573	21.5
Philippines	39.3	Nov 2021	10.8	Mar 2022	4.670	11.5
Singapore	>80.0	May 2021	72.2	Jul 2021	0.381	0.0
Thailand	37.7	-	14.3	Dec 2021-	12.692	9.6
Vietnam	15.6	-	4.2	-	1.935	0.9



Report generated by  
**ASEAN Biodiaspora Virtual Center (ABVC)**  
 in collaboration with **Bluedot Inc.**  
 Email: [support@biodiaspora.org](mailto:support@biodiaspora.org)

