

COVID-19 Situational Report in the ASEAN Region

ASEAN BioDiaspora Virtual Center (ABVC)

as of February 16, 2022



Canada



COVID-19: Highlights and Situation Overview

Global Update

- Worldwide, there have been over 415 million cases and almost 5.9 million deaths attributed to COVID-19.
- According to the World Health Organization (WHO), during the week of February 7 to February 13, the global number of new COVID-19 cases decreased by 19% as compared to the number reported during the previous week, while the number of new deaths remained similar to that of the previous week. Across the six WHO regions, just over 16 million new cases and just under 75 000 new deaths were reported. As of 13 February 2022, over 409 million confirmed cases and over 5.8 million deaths have been reported globally. At the regional level, the Western Pacific Region reported an increase of 19% in the number of new weekly cases while all other regions reported decreases: the South-East Asia Region (37% decrease), the Region of the Americas (32% decrease), the African Region (30% decrease), the European Region (16% decrease) and the Eastern Mediterranean Region (12% decrease). The number of new weekly deaths increased in the Eastern Mediterranean Region (38%), the Western Pacific Region (27%), the African Region (14%) and the Region of the Americas (5%), while it remained similar to that of the previous week in the European Region and decreased in the South-East Asia Region (9%). The highest numbers of new cases were reported from the Russian Federation (23% increase), Germany (similar to the previous week's figures), the United States of America (43% decrease), Brazil (19% decrease), and France (43% decrease). The highest number of new deaths were reported from the United States of America (to the previous week's figures), India (15% decrease), Brazil (66% increase), the Russian Federation (similar to the previous week's figures) and Mexico (7% increase).
- According to the WHO, the current global epidemiology of SARS-CoV-2 is characterized by the global dominance of the Omicron variant. All other variants, including VOCs (Alpha, Beta, Gamma and Delta) and VOIs (Lambda and Mu) continue to decline in all six WHO regions. Among the 432,470 sequences uploaded to GISAID with specimens collected in the last 30 days, 425 227 (98.3%) were Omicron, 7 191 (1.7%) were Delta and one (<0.1%) was Lambda. During this same period, there were no Alpha, Beta, Gamma or Mu sequences reported. To note, global VOCs and VOIs distribution should be interpreted with due consideration of surveillance limitations, including differences in sequencing capacities and sampling strategies between countries, as well as delays in reporting. The prevalence of BA.2 among sequenced Omicron cases globally submitted to GISAID has been steadily increasing, reaching 21.09% in week 5 of 2022. As of February 14, 10 countries reported a predominance of BA.2 (>50%): Bangladesh, Brunei Darussalam, China, Denmark, Guam, India, Montenegro, Nepal, Pakistan, Philippines. However, there are differences between regions observed, with the South-East Asia Region reporting the highest prevalence of BA.2 among Omicron sequences (44.7%) and the Region of the Americas reporting the lowest prevalence (1%). This analysis is based on all sequences submitted to GISAID with samples collected from January 13 to February 11, 2022.

Regional Update

- Indonesia reported the highest daily COVID-19 cases since the pandemic started, as the virus's spread driven by the more transmissible omicron variant outpaces the previous delta wave. The government reported 57,049 new COVID-19 cases on February 15 (Tuesday). According to the Ministry of Health (MOH), the death toll from COVID-19 in the country rose by 134, bringing the cumulative number of deaths to 145,455, while 26,747 more people recovered from the disease during the past 24 hours, bringing the total number of recoveries to 4,349,848. fatalities are lower than during the peak of the delta wave, when more than 2,000 people died in a day, leading the

government to ease some restrictions in cities while still warning people against gathering. The hospitalization rate is showing signs of plateauing in the capital Jakarta, while still picking up in other areas, as the health ministry adds more bed. Jakarta's bed occupancy rate for COVID-19 patients has decreased to 51% as of February 14, compared with 66% a week ago. However, in the neighboring province of West Java, about 47% of beds are filled, from 32% last week.

- Malaysia reported 22,133 new COVID-19 cases on February 15 (Tuesday), marking the fifth consecutive day the country has exceeded 20,000 daily COVID-19 infections. It is also Malaysia's second highest daily tally this year, after it logged 22,802 new cases on February 12 (Saturday). The country's Health director-general said that more than 99% of the new cases were asymptomatic or with light symptoms. Meanwhile, 102 cases were symptomatic with lung infection. 24 other cases required oxygen assistance while 20 were in critical condition with multiple organ complications. The Ministry of Health has urged members of the public to get their vaccination and booster shots. It also warned of "long COVID syndrome" and said symptoms such as difficulty breathing and cognitive disruption could persist for 12 weeks or more after patients have recovered.

Vaccine Update

- Based on Malaysia's CovidNow portal, a total of 22,939,377 individuals or 97.5% have completed COVID-19 vaccination while 98.7% or 23,216,096 individuals have received at least one dose of the vaccine as of February 15 (Tuesday). A total of 13,486,823 individuals or 57.3% of the adult population in the country have also received booster dose as of Tuesday. For adolescents aged 12 to 17, a total of 2,796,605 individuals or 89.9% have completed the vaccination while 2,877,213 individuals or 92.5% have received at least one dose. In addition, a total of 246,869 children aged between five and 11, or 7% of the group in Malaysia, have received the first dose of a COVID-19 vaccine. On Tuesday, a total of 154,776 vaccine doses were dispensed, with 42,374 as the first dose including 39,749 for children aged between five and 11 while 1,657 as second dose and 110,745 as booster dose, bringing the cumulative total of vaccine doses administered under the National COVID-19 Immunization Programme (PICK) to 65,356,763.

Travel Advisories (new update/s)

- Brunei: Malaysia and Brunei have agreed in principle to implement the air and land Vaccinated Travel Lane (VTL) initiative for cross-border movement between the two countries. A proposal was also made for the implementation of four flights a week between Brunei and Malaysia when the VTL is carried out. Currently, there are only two flights a week between Kuala Lumpur and Bandar Seri Begawan, every Wednesday and Friday, because Brunei has yet to open its borders due to the pandemic. Brunei also agreed to recognize the use of MySejahtera and BruHealth in both countries to facilitate system integration and use by the people of Malaysia and Brunei. In addition, both countries also agreed to waive a quarantine requirement on travel between the two countries for people vaccinated against COVID-19.
- Philippines: Travellers from Malaysia are now allowed to enter the Philippines with proof of a complete vaccination certificate in MySejahtera. According to the Foreign Ministry's statement on Tuesday (February 15), this was following the agreement reached between the Malaysian and Philippine governments on Monday to mutually recognize each other's COVID-19 vaccination certificate. Travellers from the Philippines are also allowed to enter Malaysia with proof of a complete vaccination certificate in VaxcertPH. The entry of travellers is also subject to the current quarantine procedures set by the authorities of both countries.

Cases and Deaths as of 16 February 2022

- As of 16 February 2022 (2PM, GMT+8), worldwide, there were **415,857,567** confirmed cases, including **5,860,042** deaths. Globally, Case Fatality Rate (CFR) was **1.4**.
- In **China**, there were **151,895** confirmed cases with **5,709** deaths, including deaths in Hong Kong (221) and Taiwan (852). Confirmed cases in China include confirmed cases in Hong Kong (25,051), Macau (79) and Taiwan (19,666). CFR was **3.8**.
- 18,158,942 confirmed cases** of COVID-19 have been reported in the ASEAN region with a total of **318,333 deaths**, with a CFR of **1.8**.

REGION	COUNTRY	FIRST CONFIRMED CASE(S)	LATEST REPORT ON CONFIRMED CASE(S)	TOTAL CONFIRMED CASES	NEW CASES (7-Day Rolling Average)	TOTAL DEATHS	NEW DEATHS (7-Day Rolling Average)	CASE FATALITY RATE	CUMULATIVE CASES/ 100,000	NUMBER OF TESTS LAST 14 DAYS/ 100,000	CUMULATIVE VACCINATED	CUMULATIVE FULLY VACCINATED	FULLY VACCINATED / 100
ASEAN REGION	Brunei	10 Mar 20	15-Feb-22	24,659	667 (894)	98	-	0.4%	5,691		407,042	403,385	91.4
	Cambodia	27 Jan 20	15-Feb-22	124,139	184 (308)	3,015	-	2.4%	753	3,245	14,376,883	13,797,431	81.4
	Indonesia	02 Mar 20	15-Feb-22	4,901,328	57,049 (45,891)	145,455	134 (105)	3.0%	1,811	1,280	188,338,544	135,814,029	49.1
	Lao PDR	24 Mar 20	15-Feb-22	139,685	441 (369)	598	1 (3)	0.4%	1,948	198	4,819,056	4,238,906	57.4
	Malaysia	25 Jan 20	15-Feb-22	3,083,683	22,133 (20,641)	32,180	31 (18)	1.0%	9,652	5,692	26,297,198	25,734,211	78.5
	Myanmar	23 Mar 20	15-Feb-22	550,824	2,467 (1,258)	19,314	3 (2)	3.5%	1,015	666	22,389,299	19,213,678	35.1
	Philippines	30 Jan 20	15-Feb-22	3,641,940	2,010 (3,187)	55,146	52 (75)	1.5%	3,369	109	56,110,301	61,626,201	55.5
	Singapore	23 Jan 20	15-Feb-22	497,997	19,420 (8,562)	913	7 (4)	0.2%	8,391		4,948,618	4,823,890	88.5
	Thailand	13 Jan 20	15-Feb-22	2,622,600	14,373 (14,962)	22,492	27 (24)	0.9%	3,767	269	52,845,553	49,232,135	70.4
Vietnam	23 Jan 20	15-Feb-22	2,572,087	31,814 (27,342)	39,122	85 (86)	1.5%	2,666	638	79,212,013	71,946,807	73.3	
				18,158,942	150,558	318,333	340	1.8%					

Note: Population of each member state has remained constant.

- 397,568,617 confirmed cases** of COVID-19 have been reported in **224 countries/states** (other than China, Hong Kong, Taiwan, Macau, and ASEAN countries):

REGION	COUNTRY	FIRST CONFIRMED CASE(S)	LATEST REPORT ON CONFIRMED CASE(S)	TOTAL CONFIRMED CASES	NEW CASES	TOTAL DEATHS	NEW DEATHS	CASE FATALITY RATE	CUMULATIVE CASES/ 100,000	NUMBER OF TESTS LAST 14 DAYS/ 100,000	CUMULATIVE IMMUNIZED	CUMULATIVE FULLY VACCINATED	FULLY VACCINATED / 100
ASIA PACIFIC	Japan	16 Jan 2020	15-Feb-22	4,049,268	84,215	20,611	236	0.5%	3,207	1,881	101,530,485	100,011,378	79.3
	South Korea	20 Jan 2020	15-Feb-22	1,462,421	57,175	7,163	61	0.5%	2,828	5,803	44,731,753	44,220,327	86.2
	Nepal	24 Jan 2020	15-Feb-22	974,039	498	11,902	2	1.2%	3,405	370	17,911,939	15,801,734	53.3
	Australia	25 Jan 2020	15-Feb-22	2,584,131	40,267	4,669	51	0.2%	10,075	4,747	21,922,677	20,374,213	79.0
	Sri Lanka	27 Jan 2020	15-Feb-22	630,599	1,252	15,874	30	2.5%	2,892	438	16,812,378	14,037,768	65.3
	India	30 Jan 2020	15-Feb-22	42,692,943	27,409	509,358	347	1.2%	3,124	1,467	958,462,316	754,746,231	54.2
	Afghanistan	24 Feb 2020	15-Feb-22	171,422	176	7,504	3	4.4%	451		4,723,416	4,043,580	10.2

Pakistan	26 Feb 2020	15-Feb-22	1,488,958	2,597	29,828	27	2.0%	688	361	120,645,745	93,542,689	41.5
New Zealand	28 Feb 2020	15-Feb-22	22,328	755	53	-	0.2%	454	5,695	4,230,114	3,945,258	77.0
Bhutan	05 Mar 2020	15-Feb-22	7,916	250	5	-	0.1%	1,037	16,803	594,185	571,194	73.2
Maldives	07 Mar 2020	15-Feb-22	161,113	1,037	289	-	0.2%	30,344	11,435	397,937	370,449	68.1
Bangladesh	08 Mar 2020	15-Feb-22	1,919,102	4,746	28,872	34	1.5%	1,177	310	95,440,321	59,711,538	35.9
Mongolia	10 Mar 2020	15-Feb-22	457,475	609	2,148	2	0.5%	14,185	4,872	2,270,398	2,171,647	65.2
Turkey	10 Mar 2020	15-Feb-22	13,079,683	94,730	91,117	309	0.7%	15,678	6,391	57,576,058	52,640,859	61.9
French Polynesia	12 Mar 2020	14-Feb-22	53,551	-	636	-	1.2%	19,174		182,726	166,049	58.8
Guam	15 Mar 2020	14-Feb-22	40,280	-	307	-	0.8%	24,077		147,653	133,094	79.0
New Caledonia	17 Mar 2020	15-Feb-22	40,344	1,958	284	-	0.7%	14,018		186,918	178,121	61.8
Fiji	18 Mar 2020	15-Feb-22	63,509	33	820	1	1.3%	7,136	225	666,202	616,991	68.3
Papua New Guinea	21 Mar 2020	13-Feb-22	38,671	-	610	-	1.6%	441	-	297,688	236,924	2.6
Timor Leste	21 Mar 2020	15-Feb-22	21,877	129	124	-	0.6%	1,692	2,157	673,277	566,263	42.1
Northern Mariana Islands	28 Mar 2020	14-Feb-22	7,587	-	24	-	0.3%	13,260		44,912	42,536	82.0
North Korea	24 Jul 2020	25-Jul-20	1	-	-	-	0.0%	0				
Solomon Islands	03 Oct 2020	15-Feb-22	4,827	338	61	3	1.3%	721		197,796	80,001	11.4
Wallis et Futuna	17 Oct 2020	03-Dec-21	454	-	7	-	1.5%	2,833		6,151	6,136	55.3
Marshall Islands	26 Oct 2020	06-Jan-22	7	-	-	-	0.0%	12		27,873	23,655	30.4
Vanuatu	11 Nov 2020	14-Dec-21	7	-	1	-	14.3%	2		110,235	73,810	23.5
Samoa	18 Nov 2020	02-Feb-22	33	-	-	-	0.0%	17		145,589	129,850	64.9
Micronesia	11 Jan 2021	11-Jan-21	1	-	-	-	0.0%	1		57,117	45,570	44.5
Palau	31 May 2021	15-Feb-22	3,303	47	4	-	0.1%	18,342		20,114	17,589	81.7
Tonga	05 Nov 2021	15-Feb-22	141	-	-	-	0.0%	135		74,004	64,680	60.6
Kiribati	25 Jan 2022	15-Feb-22	2,665	83	8	5	0.3%	2,266		74,579	46,015	37.9
AMERICAS												
USA	21 Jan 2020	15-Feb-22	79,576,625	55,960	947,895	1,715	1.2%	24,243	2,592	252,144,326	213,180,710	64.2
Canada	25 Jan 2020	15-Feb-22	3,207,573	4,610	35,663	92	1.1%	8,440	1,857	32,469,620	30,618,601	80.4

Brazil	26 Feb 2020	14-Feb-22	27,552,267	-	639,151	-	2.3%	13,011	229	174,420,792	152,482,989	71.3
Mexico	28 Feb 2020	14-Feb-22	5,300,537	-	312,965	-	5.9%	4,155	100	84,112,878	77,952,732	59.8
Saint Martin	01 Mar 2020	12-Feb-22	9,774	-	63	-	0.6%	25,720				
Ecuador	01 Mar 2020	15-Feb-22	800,320	-	35,038	-	4.4%	4,607	577	14,715,524	13,432,666	75.1
Dominican Republic	01 Mar 2020	15-Feb-22	570,236	534	4,349	2	0.8%	5,310	577	7,022,854	5,839,347	53.3
Chile	03 Mar 2020	15-Feb-22	2,677,692	24,979	40,698	32	1.5%	14,129	8,450	17,698,776	17,085,006	88.9
Argentina	03 Mar 2020	15-Feb-22	8,766,174	18,573	124,585	236	1.4%	19,507	1,051	40,045,405	35,474,267	77.8
Peru	05 Mar 2020	14-Feb-22	3,449,712	-	208,466	-	6.0%	10,611	3,343	25,186,678	23,112,771	69.3
Costa Rica	06 Mar 2020	14-Feb-22	766,520	-	7,806	-	1.0%	15,186	1,390	4,089,508	3,713,796	72.3
Colombia	06 Mar 2020	14-Feb-22	6,023,257	-	137,301	-	2.3%	11,965	1,018	40,907,085	32,747,871	63.9
French Guiana	06 Mar 2020	15-Feb-22	77,349	70	385	-	0.5%	39,563				
Martinique	06 Mar 2020	08-Feb-22	101,298	-	854	-	0.8%	23,400				
Paraguay	07 Mar 2020	14-Feb-22	626,355	-	17,964	-	2.9%	8,891	1,698	3,718,003	3,145,443	43.6
Panama	10 Mar 2020	14-Feb-22	743,653	-	7,960	-	1.1%	17,512	4,156	3,174,148	2,523,971	57.6
Bolivia	10 Mar 2020	15-Feb-22	885,004	1,270	21,314	13	2.4%	7,687	993	6,824,607	5,451,936	46.1
Honduras	11 Mar 2020	14-Feb-22	403,973	-	10,595	-	2.6%	4,145		5,190,314	4,399,117	43.7
Cuba	11 Mar 2020	15-Feb-22	1,062,154	630	8,476	-	0.8%	9,372	-	10,591,632	9,858,081	87.1
Guyana	11 Mar 2020	14-Feb-22	62,265	-	1,196	-	1.9%	7,954	-	427,336	319,596	40.4
Jamaica	12 Mar 2020	15-Feb-22	127,233	70	2,750	-	2.2%	4,316	782	756,789	637,767	21.5
St Vincent and the Grenadines	12 Mar 2020	14-Feb-22	6,727	-	103	-	1.5%	6,083	363	34,930	28,782	25.9
Saint Lucia	13 Mar 2020	14-Feb-22	22,177	-	347	-	1.6%	12,133		57,428	51,616	28.0
Trinidad and Tobago	13 Mar 2020	14-Feb-22	120,895	-	3,531	-	2.9%	8,666	-	738,042	697,792	49.7
Venezuela	13 Mar 2020	14-Feb-22	506,977	-	5,556	-	1.1%	1,778		22,157,232	14,287,370	49.8
Guatemala	13 Mar 2020	14-Feb-22	735,957	-	16,643	-	2.3%	4,432	798	7,074,836	5,471,976	30.0
Uruguay	13 Mar 2020	14-Feb-22	782,556	-	6,778	-	0.9%	22,606	7,462	2,951,185	2,703,802	77.6
Curacao	13 Mar 2020	15-Feb-22	38,465	71	260	2	0.7%	24,416		106,351	97,927	59.4
Puerto Rico	13 Mar 2020	14-Feb-22	469,044	-	4,032	-	0.9%	14,687		3,017,837	2,574,007	80.6
Suriname	13 Mar 2020	14-Feb-22	77,203	-	1,303	-	1.7%	13,279	445	265,523	234,389	39.6
Antigua and Barbuda	13 Mar 2020	10-Feb-22	7,331	-	134	-	1.8%	7,549	-	63,244	60,492	61.3
Guadeloupe	13 Mar 2020	09-Feb-22	119,534	-	808	-	0.7%	26,983				

Cayman Islands	13 Mar 2020	09-Feb-22	17,687	-	16	-	0.1%	27,233		59,441	57,627	86.7
Aruba	14 Mar 2020	15-Feb-22	33,531	18	198	-	0.6%	31,540		87,094	80,173	74.8
Bahamas	15 Mar 2020	14-Feb-22	32,950	-	766	-	2.3%	8,460	1,100	161,646	152,860	38.5
US Virgin Islands	16 Mar 2020	14-Feb-22	15,208	-	106	-	0.7%	14,262		66,800	55,673	52.4
Sint Maarten	17 Mar 2020	14-Feb-22	9,496	-	84	-	0.9%	23,313		27,743	25,679	59.1
Montserrat	17 Mar 2020	08-Feb-22	163	-	2	-	1.2%	1,745		1,842	1,697	34.1
Barbados	17 Mar 2020	15-Feb-22	52,310	415	302	3	0.6%	18,225		159,416	148,266	51.5
El Salvador	18 Mar 2020	14-Feb-22	147,786	-	4,011	-	2.7%	2,290	798	4,551,622	4,229,126	64.9
Nicaragua	18 Mar 2020	15-Feb-22	17,895	104	219	1	1.2%	273		5,334,996	3,731,176	55.7
Bermuda	18 Mar 2020	14-Feb-22	11,246	-	121	-	1.1%	17,594		46,961	46,041	74.2
Haiti	19 Mar 2020	14-Feb-22	29,983	-	807	-	2.7%	266	-	143,733	93,809	0.8
Dominica	22 Mar 2020	14-Feb-22	10,527	-	53	-	0.5%	14,660		31,927	29,251	40.5
Grenada	22 Mar 2020	14-Feb-22	13,266	-	213	-	1.6%	11,844		42,742	37,182	32.9
Belize	23 Mar 2020	14-Feb-22	55,518	-	632	-	1.1%	14,223	-	233,554	205,264	50.7
Turks and Caicos Islands	23 Mar 2020	12-Feb-22	5,828	-	35	-	0.6%	15,260		30,801	28,811	73.5
Saint Kitts and Nevis	24 Mar 2020	14-Feb-22	5,505	-	40	-	0.7%	10,422	1,653	27,984	26,048	48.7
British Virgin Islands	25 Mar 2020	03-Feb-22	5,928	-	61	-	1.0%	19,740		18,786	17,236	56.7
Anguilla	26 Mar 2020	14-Feb-22	2,497	-	9	-	0.4%	18,840		10,218	9,418	62.3
Caribbean Netherlands	01 Apr 2020	14-Feb-22	7,424	-	31	-	0.4%	41,217		19,109	16,736	63.3
Falkland Islands	03 Apr 2020	11-Feb-22	90	-	-	-	0.0%	3,412		2,632	1,775	50.3
Saint Pierre and Miquelon	05 Apr 2020	15-Feb-22	1,040	7	1	-	0.1%	14,832				
Saint Barthelemy	25 Jul 2020	10-Feb-22	3,687	-	6	-	0.2%	43,633				
EUROPE												
France	24 Jan 2020	14-Feb-22	21,735,302	-	135,189	-	0.6%	32,412	8,636	53,906,836	52,006,476	77.1
Germany	27 Jan 2020	15-Feb-22	12,707,932	177,515	120,924	214	1.0%	15,286	3,123	63,289,161	62,225,022	74.2
Finland	29 Jan 2020	15-Feb-22	586,809	4,426	2,215	1	0.4%	10,630	2,953	4,465,423	4,206,680	75.8
Italy	30 Jan 2020	15-Feb-22	12,205,474	71,023	151,684	388	1.2%	20,242	14,627	50,525,077	46,962,549	77.8
Russian Federation	31 Jan 2020	15-Feb-22	10,707,286	34,380	96,906	310	0.9%	22,744	3,273	41,002,352	38,382,155	82.1
Spain	31 Jan 2020	15-Feb-22	14,480,596	166,631	341,635	704	2.4%	10,030	8,600	77,984,384	71,207,119	48.8

Sweden	31 Jan 2020	15-Feb-22	2,409,081	11,751	16,543	78	0.7%	23,422	2,422	7,791,817	7,546,350	74.3
United Kingdom of Great Britain	31 Jan 2020	15-Feb-22	18,393,951	45,922	159,839	234	0.9%	27,522	15,612	52,514,094	48,758,907	71.5
Belgium	05 Feb 2020	15-Feb-22	3,447,539	26,458	29,724	100	0.9%	30,020	5,153	9,189,483	8,984,435	77.2
Switzerland	25 Feb 2020	15-Feb-22	2,596,064	20,134	13,095	6	0.5%	30,275	9,575	6,072,642	5,951,349	68.3
Austria	25 Feb 2020	15-Feb-22	2,324,406	25,177	14,427	35	0.6%	26,184	94,424	6,781,590	6,525,616	72.2
Croatia	25 Feb 2020	15-Feb-22	1,021,777	3,410	14,584	47	1.4%	25,121	3,971	2,301,799	2,219,165	54.4
Norway	26 Feb 2020	14-Feb-22	1,049,811	-	1,513	-	0.1%	19,630	5,669	4,324,698	4,010,725	73.4
Romania	26 Feb 2020	15-Feb-22	2,596,269	21,885	61,880	204	2.4%	13,413	5,339	8,127,352	8,023,581	42.0
Estonia	26 Feb 2020	15-Feb-22	427,010	3,511	2,122	7	0.5%	32,189	9,596	856,187	834,848	63.0
Georgia	26 Feb 2020	15-Feb-22	1,480,841	22,748	15,628	51	1.1%	39,803	8,982	1,544,802	1,234,959	31.0
North Macedonia	26 Feb 2020	15-Feb-22	288,750	1,269	8,793	25	3.0%	13,859	-	850,104	830,150	39.9
Greece	26 Feb 2020	15-Feb-22	2,216,411	21,958	24,917	81	1.1%	20,683	34,494	7,823,248	7,418,623	71.5
Denmark	27 Feb 2020	15-Feb-22	2,288,628	40,778	4,139	30	0.2%	39,333	28,154	4,845,892	4,739,954	81.5
San Marino	27 Feb 2020	14-Feb-22	13,988	-	110	-	0.8%	41,311	-	24,570	21,777	64.0
Lithuania	27 Feb 2020	15-Feb-22	826,841	6,710	8,172	38	1.0%	29,669	10,524	1,944,921	1,867,163	69.4
Netherlands	27 Feb 2020	15-Feb-22	5,842,989	53,506	21,414	12	0.4%	33,710	8,278	13,437,507	12,340,229	71.9
Azerbaijan	27 Feb 2020	15-Feb-22	752,605	4,687	9,105	28	1.2%	7,509	2,256	5,267,544	4,764,378	46.6
Belarus	28 Feb 2020	15-Feb-22	843,717	5,146	6,278	13	0.7%	8,912	3,662	5,387,508	4,372,737	46.3
Iceland	28 Feb 2020	15-Feb-22	93,933	1,806	56	1	0.1%	25,998	7,397	309,109	287,831	78.1
Ireland	28 Feb 2020	14-Feb-22	1,255,571	-	6,291	-	0.5%	25,409	4,478	4,038,305	3,939,271	79.1
Monaco	29 Feb 2020	15-Feb-22	9,085	32	49	-	0.5%	23,316	-	28,875	25,667	65.0
Czech Republic	01 Mar 2020	15-Feb-22	3,422,981	19,512	37,946	73	1.1%	32,081	11,993	6,937,394	6,823,737	63.6
Luxembourg	01 Mar 2020	15-Feb-22	175,408	552	979	3	0.6%	28,296	6,210	476,962	429,705	67.7
Armenia	01 Mar 2020	15-Feb-22	408,381	1,307	8,201	15	2.0%	13,807	3,431	1,045,611	837,694	28.2
Latvia	02 Mar 2020	15-Feb-22	533,871	11,105	5,041	12	0.9%	27,911	15,644	1,339,560	1,292,616	69.2
Portugal	02 Mar 2020	15-Feb-22	3,111,858	18,135	20,620	55	0.7%	30,302	18,811	9,641,263	9,286,079	91.3
Andorra	02 Mar 2020	15-Feb-22	37,361	84	150	1	0.4%	48,431	2,371	57,709	53,104	68.7
Liechtenstein	03 Mar 2020	15-Feb-22	10,741	55	75	1	0.7%	28,252	-	26,695	26,238	68.6
Ukraine	03 Mar 2020	15-Feb-22	4,572,417	29,724	103,255	305	2.3%	10,302	2,287	15,594,936	15,006,256	34.5
Slovenia	04 Mar 2020	15-Feb-22	858,670	7,292	6,121	23	0.7%	41,125	1,717	1,262,796	1,215,858	58.5

	Hungary	04 Mar 2020	15-Feb-22	1,721,483	4,411	42,754	123	2.5%	17,620	4,335	6,379,065	6,131,361	63.6
	Poland	04 Mar 2020	15-Feb-22	5,438,029	22,267	108,515	378	2.0%	14,322	4,394	22,449,048	21,998,598	58.2
	Faroe Islands	04 Mar 2020	14-Feb-22	29,065	-	24	-	0.1%	59,709	31,047	41,706	40,880	83.3
	Bosnia and Herzegovina	05 Mar 2020	14-Feb-22	364,610	-	15,096	-	4.1%	11,045	-	943,394	846,080	25.9
	Gibraltar	05 Mar 2020	15-Feb-22	14,568	104	101	-	0.7%	43,227		41,679	40,770	121.0
	Slovakia	06 Mar 2020	15-Feb-22	1,268,569	18,896	18,123	18	1.4%	23,259	13,645	2,814,062	2,721,968	50.0
	Serbia	06 Mar 2020	15-Feb-22	1,855,174	7,134	14,553	59	0.8%	26,712	4,842	3,340,114	3,255,177	47.4
	Vatican City	06 Mar 2020	19-Jan-22	29	-	-	-	0.0%	3,149				
	Malta	07 Mar 2020	15-Feb-22	70,211	122	593	1	0.8%	13,968	5,358	467,717	459,278	89.0
	Moldova	07 Mar 2020	15-Feb-22	487,283	1,720	10,982	20	2.3%	18,335		989,897	1,023,741	25.4
	Bulgaria	08 Mar 2020	14-Feb-22	1,042,954	-	34,591	-	3.3%	14,951	4,847	1,904,143	2,028,663	29.4
	Albania	09 Mar 2020	15-Feb-22	268,491	193	3,420	6	1.3%	9,407	544	1,256,409	1,169,470	40.7
	Cyprus	09 Mar 2020	15-Feb-22	295,686	2,646	791	3	0.3%	24,670	103,991	686,195	641,582	71.6
	Channel Islands	09 Mar 2020	15-Feb-22	12,779	108	31	-	0.2%	19,591		54,146	51,351	81.0
	Jersey	10 Mar 2020	15-Feb-22	34,785	228	108	-	0.3%	38,304		82,377	78,403	77.6
	Kazakhstan	13 Mar 2020	15-Feb-22	1,292,393	1,173	13,487	23	1.0%	6,981	-	9,299,294	8,875,617	46.7
	Kosovo	13 Mar 2020	15-Feb-22	223,188	247	3,076	2	1.4%	12,439		897,068	810,844	45.5
	Uzbekistan	15 Mar 2020	15-Feb-22	234,063	302	1,607	3	0.7%	697		18,221,843	12,598,509	37.1
	Greenland	16 Mar 2020	15-Feb-22	11,428	-	9	2	0.1%	20,325		41,229	38,474	67.7
	Montenegro	17 Mar 2020	15-Feb-22	227,045	353	2,641	3	1.2%	36,494		287,893	279,170	44.5
	Kyrgyzstan	18 Mar 2020	15-Feb-22	200,121	55	2,932	2	1.5%	3,099		1,385,613	1,123,752	17.0
	Isle of Man	19 Mar 2020	14-Feb-22	22,132	-	77	-	0.3%	26,166		69,307	66,326	77.7
	Tajikistan	30 Apr 2020	15-Feb-22	17,382	4	124	-	0.7%	186		4,659,726	3,871,743	39.7
MIDDLE EAST	UAE	29 Jan 2020	15-Feb-22	870,358	930	2,288	1	0.3%	8,908	63,964	9,890,452	9,405,820	94.1
	Iran	19 Feb 2020	15-Feb-22	6,860,255	25,034	134,053	167	2.0%	8,274	1,518	61,664,949	54,851,145	64.5
	Israel	21 Feb 2020	14-Feb-22	3,451,533	-	9,624	-	0.3%	38,125	20,763	6,695,956	6,113,395	65.8
	Lebanon	21 Feb 2020	15-Feb-22	1,023,935	3,731	9,872	17	1.0%	14,936	-	2,467,903	2,090,557	30.9
	Kuwait	24 Feb 2020	15-Feb-22	606,035	2,166	2,522	1	0.4%	14,405	8,454	3,376,127	3,374,933	78.0
	Oman	24 Feb 2020	15-Feb-22	369,190	1,511	4,216	5	1.1%	7,421		3,194,312	2,979,513	57.0
	Bahrain	24 Feb 2020	15-Feb-22	473,462	4,839	1,429	2	0.3%	28,849	23,015	1,227,305	1,197,343	68.5
	Iraq	24 Feb 2020	15-Feb-22	2,281,566	2,984	24,764	35	1.1%	5,804	850	9,589,248	6,570,825	16.0
	Qatar	29 Feb 2020	15-Feb-22	351,949	547	658	-	0.2%	12,427	-	2,360,308	2,218,292	75.7
	Saudi Arabia	02 Mar 2020	15-Feb-22	732,596	1,982	8,975	1	1.2%	2,138	4,196	25,788,728	23,960,204	67.8

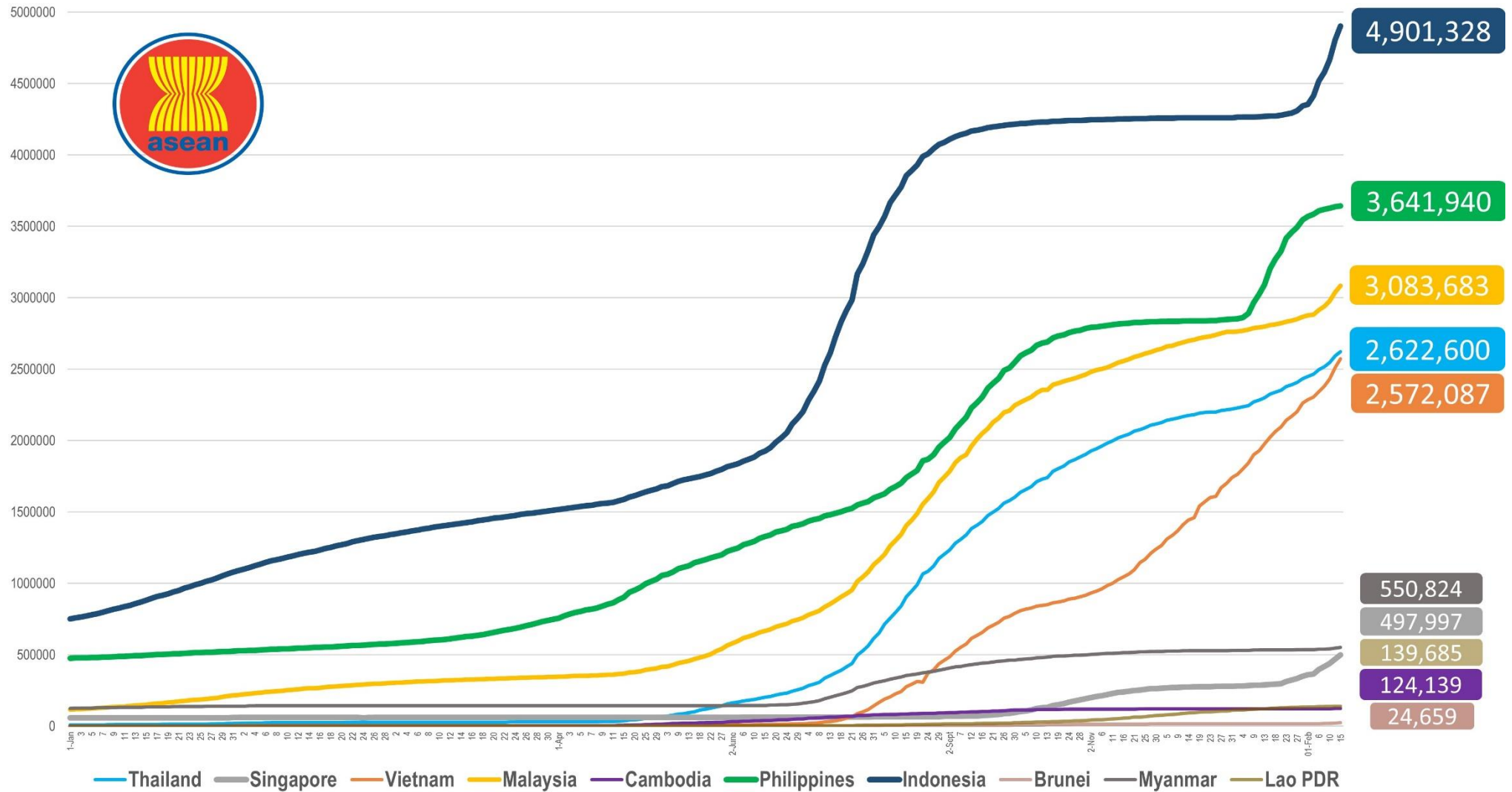
AFRICA

Jordan	02 Mar 2020	15-Feb-22	1,508,950	18,477	13,554	22	0.9%	14,938	8,404	4,630,227	4,293,498	41.8
Palestine	05 Mar 2020	15-Feb-22	622,175	3,648	5,320	24	0.9%	13,279		2,079,315	1,530,174	29.3
Syria	22 Mar 2020	14-Feb-22	52,881	-	3,032	-	5.7%	310		2,125,205	1,163,125	6.4
Yemen	10 Apr 2020	15-Feb-22	11,699	20	2,107	-	18.0%	40		610,183	368,448	1.2
Egypt	14 Feb 2020	14-Feb-22	457,081	-	23,409	-	5.1%	455		39,317,370	28,777,097	27.6
Algeria	25 Feb 2020	15-Feb-22	262,570	405	6,753	9	2.6%	610		7,403,900	6,003,539	13.5
Nigeria	28 Feb 2020	13-Feb-22	254,016	-	3,141	-	1.2%	126	31	14,834,559	5,446,849	2.6
Tunisia	02 Mar 2020	13-Feb-22	967,052	-	27,119	-	2.8%	8,269	1,108	7,118,728	6,287,835	52.7
Morocco	02 Mar 2020	15-Feb-22	1,156,356	822	15,820	18	1.4%	3,171	525	24,800,057	23,234,829	62.2
Senegal	02 Mar 2020	15-Feb-22	85,454	14	1,957	-	2.3%	524	121	1,421,720	1,008,421	5.9
South Africa	05 Mar 2020	15-Feb-22	3,645,269	2,364	97,431	181	2.7%	6,225	638	20,384,333	17,345,090	28.9
Cameroon	06 Mar 2020	11-Feb-22	118,675	-	1,915	-	1.6%	459		837,860	663,317	2.4
Togo	06 Mar 2020	15-Feb-22	36,693	33	271	-	0.7%	454	138	1,415,448	1,075,383	12.7
Burkina Faso	09 Mar 2020	15-Feb-22	20,725	4	375	-	1.8%	102	24	1,169,097	771,895	3.6
Democratic Republic of Congo	10 Mar 2020	14-Feb-22	85,793	-	1,316	-	1.5%	99		440,134	253,900	0.3
Ivory Coast	11 Mar 2020	14-Feb-22	81,213	-	791	-	1.0%	316	105	5,546,012	3,028,763	11.2
Reunion	11 Mar 2020	08-Feb-22	256,787	-	565	-	0.2%	33,051				
Ghana	13 Mar 2020	06-Feb-22	157,992	-	1,429	-	0.9%	519	85	7,473,144	4,570,431	14.4
Guinea	13 Mar 2020	12-Feb-22	36,329	-	436	-	1.2%	284		3,531,742	1,875,830	13.9
Gabon	13 Mar 2020	14-Feb-22	47,446	-	302	-	0.6%	2,184	687	284,889	234,169	10.3
Sudan	13 Mar 2020	14-Feb-22	59,903	-	3,831	-	6.4%	140		4,408,196	1,983,137	4.4
Kenya	13 Mar 2020	15-Feb-22	322,517	20	5,632	-	1.7%	613	126	8,165,862	7,043,086	12.8
Ethiopia	13 Mar 2020	15-Feb-22	467,691	116	7,428	2	1.6%	417	70	9,372,215	1,603,527	1.4
Central African Republic	14 Mar 2020	14-Feb-22	14,187	-	113	-	0.8%	299	32	619,646	594,847	12.1
Seychelles	14 Mar 2020	07-Feb-22	38,120	-	157	-	0.4%	39,047		83,419	78,598	79.5
Rwanda	14 Mar 2020	15-Feb-22	129,326	15	1,452	-	1.1%	1,024	1,260	8,507,727	6,949,580	52.3
Namibia	14 Mar 2020	14-Feb-22	156,843	-	3,995	-	2.5%	6,287	612	429,742	365,083	14.1
Swaziland	14 Mar 2020	15-Feb-22	68,858	43	1,384	-	2.0%	5,997		378,854	336,066	28.7
Mauritania	14 Mar 2020	15-Feb-22	58,577	2	973	-	1.7%	1,294	566	1,505,964	1,009,599	21.1
Mayotte	14 Mar 2020	11-Feb-22	36,572	-	187	-	0.5%	22,995				
Equatorial Guinea	15 Mar 2020	12-Feb-22	15,859	-	182	-	1.1%	1,170	342	251,474	204,181	14.1
Republic of Congo	15 Mar 2020	14-Feb-22	23,874	-	375	-	1.6%	444		622,886	583,609	10.3
Benin	16 Mar 2020	11-Feb-22	26,552	-	163	-	0.6%	225		2,269,942	1,767,745	14.2
Liberia	16 Mar 2020	14-Feb-22	7,359	-	290	-	3.9%	149		1,116,709	1,084,591	20.9
Tanzania	16 Mar 2020	09-Feb-22	33,436	-	792	-	2.4%	58		2,545,391	1,716,894	2.8
Somalia	16 Mar 2020	07-Feb-22	26,203	-	1,340	-	5.1%	170		1,354,850	870,006	5.3
Gambia	17 Mar 2020	09-Feb-22	11,911	-	365	-	3.1%	507	114	317,855	304,688	12.3
Zambia	17 Mar 2020	15-Feb-22	309,870	291	3,939	1	1.3%	1,735	241	806,611	1,766,724	9.3
Mauritius	18 Mar 2020	15-Feb-22	28,408	116	762	-	2.7%	2,244		947,513	909,900	71.5
Djibouti	18 Mar 2020	15-Feb-22	15,535	1	189	-	1.2%	1,596		131,370	91,410	9.1

Niger	19 Mar 2020	15-Feb-22	8,724	12	303	-	3.5%	37		1,442,884	1,025,950	4.1
Chad	19 Mar 2020	07-Feb-22	7,214	-	190	-	2.6%	45	15	267,953	138,854	0.8
Zimbabwe	20 Mar 2020	15-Feb-22	231,603	222	5,374	-	2.3%	1,581	1,199	4,319,919	3,350,481	22.2
Cape Verde	20 Mar 2020	15-Feb-22	55,846	2	400	-	0.7%	10,155		346,572	291,201	51.8
Madagascar	20 Mar 2020	12-Feb-22	62,844	-	1,335	-	2.1%	233	130	978,718	926,543	3.3
Uganda	21 Mar 2020	13-Feb-22	162,802	-	3,575	-	2.2%	368	126	12,742,231	2,219,214	4.7
Eritrea	21 Mar 2020	15-Feb-22	9,675	7	103	-	1.1%	273				
Angola	21 Mar 2020	12-Feb-22	98,514	-	1,898	-	1.9%	310	93	10,241,793	5,088,239	15.0
Mozambique	22 Mar 2020	15-Feb-22	224,767	48	2,189	-	1.0%	740	75	10,759,191	9,022,900	28.1
Libya	24 Mar 2020	15-Feb-22	475,604	2,490	6,143	8	1.3%	7,017		2,101,417	1,049,306	15.1
Guinea-Bissau	25 Mar 2020	14-Feb-22	7,849	-	164	-	2.1%	409		506,823	335,557	16.7
Mali	25 Mar 2020	15-Feb-22	30,286	21	717	1	2.4%	154		1,021,729	630,636	3.0
Botswana	30 Mar 2020	14-Feb-22	260,491	-	2,603	-	1.0%	11,308	1,143	1,376,754	1,124,733	46.9
Sierra Leone	31 Mar 2020	15-Feb-22	7,659	7	125	-	1.6%	98		1,208,855	737,209	9.1
Burundi	31 Mar 2020	11-Feb-22	37,902	-	19	-	0.1%	329	241	8,452	8,001	0.1
Malawi	02 Apr 2020	15-Feb-22	85,065	32	2,599	1	3.1%	457	49	1,510,077	786,184	4.0
South Sudan	05 Apr 2020	14-Feb-22	16,897	-	137	-	0.8%	153	61	325,688	277,166	2.4
Sao Tome and Principe	06 Apr 2020	12-Feb-22	5,920	-	71	-	1.2%	2,753		88,983	61,405	27.5
Comoros	30 Apr 2020	13-Feb-22	8,005	-	160	-	2.0%	941		341,102	296,859	33.4
Lesotho	13May 2020	14-Feb-22	32,434	-	696	-	2.1%	1,526		782,175	727,528	33.7
			397,568,617	1,417,163	5,536,010	7,441	1.4%					

COVID-19 Epi curve among ASEAN Countries:

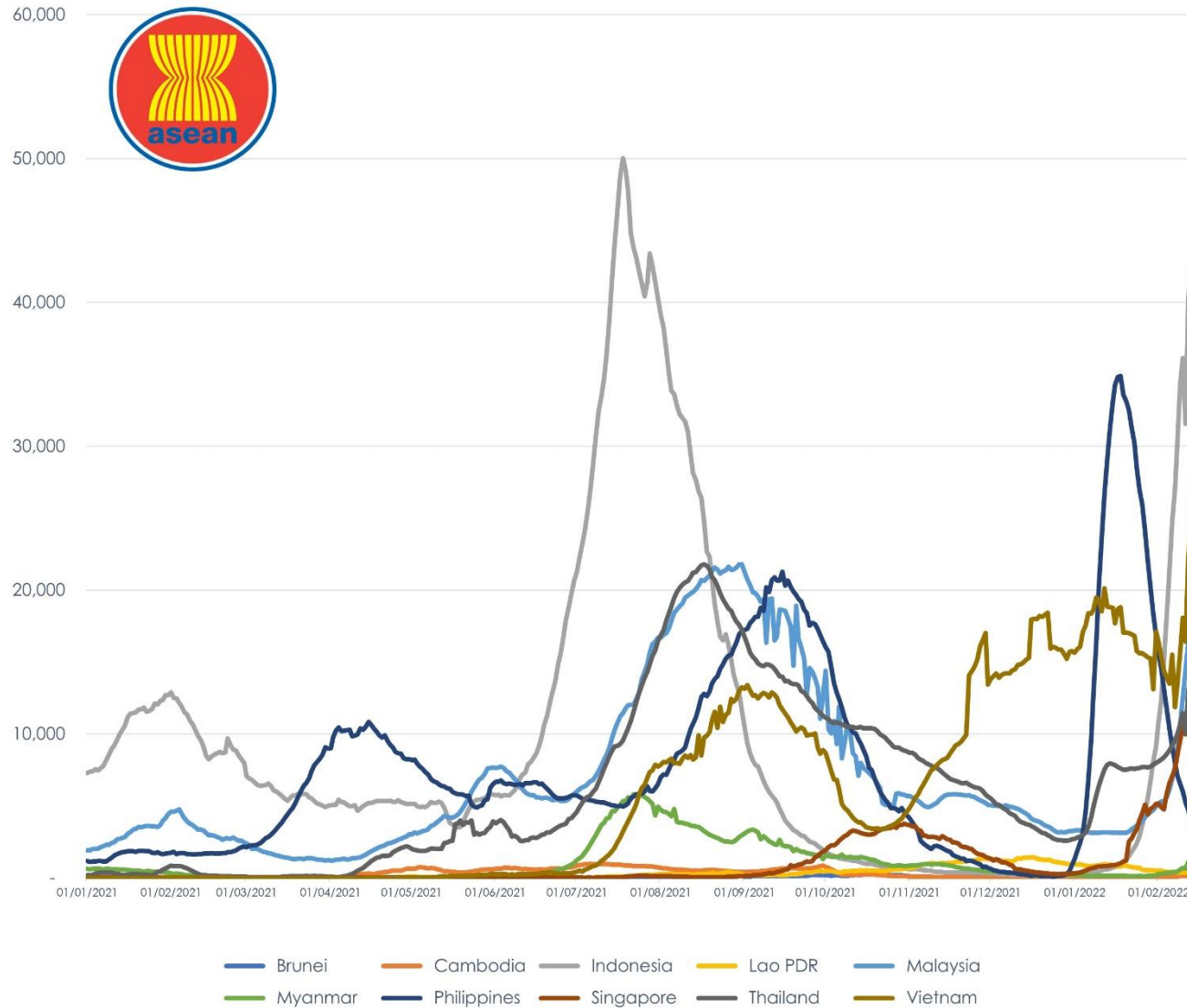
From January 1, 2021 to February 15, 2022



Cumulative cases of COVID-19 in the ASEAN Region as of February 15, 2022 (Report generated by ASEAN Biodiaspora Virtual Center)

7-Day Rolling Average of COVID-19 new cases

From January 1, 2021 to February 15, 2022

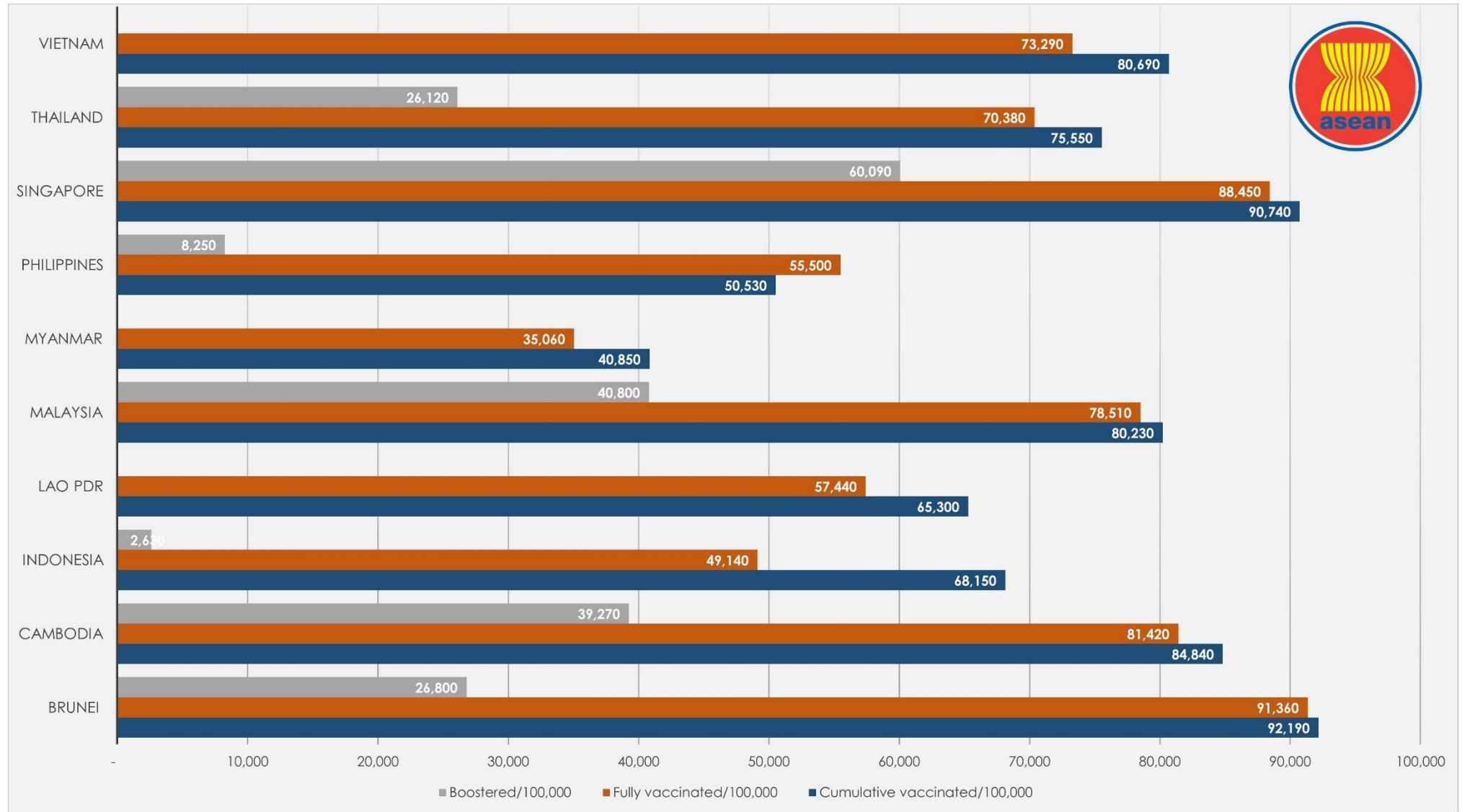


ASEAN Country	New Cases Rate of Change 7-Day Window*	P-value
Brunei	105.86	0
Cambodia	36.2	0
Indonesia	2104.12	0.009
Lao PDR	-1.75	0.622
Malaysia	1697.02	0
Myanmar	144.44	0.004
Philippines	-595.68	0
Singapore	-97.85	0.485
Thailand	806.07	0.005
Vietnam	2093.87	0.001

**Beta coefficient of linear line of best fit; equal to the rate of change in the 7-day rolling average of new cases over the past 7 days (as of February 15, 2022)

COVID-19 Vaccination Status


as of 15 February 2022



Note: Philippine data on "Cumulative People Vaccinated" not updated

COVID-19 Outlook Assessment

as of 13 February 2022

 ASEAN MEMBER STATE	REQUIREMENT							
	At least 80% of the high-risk population has been vaccinated with at least one dose of a COVID-19 vaccine.		At least 65% of the total population has a level of immunity to COVID-19; either recovered from COVID-19 or have been vaccinated with at least one dose of a COVID-19 vaccine.		Case levels are generally low (a 7-day rolling average number of daily new cases that is <10 cases per 100,000, with each day's past-14-day test positivity is consistently <5%).		Government Policy on containment and health (strictness and comprehensiveness in COVID-19 related government policies)	
	% of High risk population fully vaccinated	Population vaccinated/day (7-day average)	% of Total population fully vaccinated	Population vaccinated/day (7-day average)	Daily cases/100,000	Test positivity last 14 days	Containment and health index score - Oxford COVID-19 Government Response Tracker (OxCGRT)	Change over the past 30 days
Brunei	≥90.0	Unknown	≥90.0	Unknown	192.55	Unknown	67.9/100	0.0
Cambodia	≥90.0	0%/day	87.5	0.02%/day	1.80	5.9	48.5/100	0.0
Indonesia	≥90.0	0%/day	52.0	0.3%/day	15.93	13.3	63.4/100	0.0
Lao PDR	≥90.0	0%/day	56.8	Unknown	5.03	29.8	74.8/100	+6.6
Malaysia	≥90.0	0%/day	79.0	0%/day	60.94	6.4	64.9/100	0.0
Myanmar	≥90.0	unknown-	35.6	Unknown	2.63	3.6	69.4/100	0.0
Philippines	≥90.0	0%/day	58.2	0.32%/day	3.11	34.7	78.3/100	0.0
Singapore	≥90.0	0%/day	85.5	0.11%/day	159.97	unknown	78.3/100	0.0
Thailand	≥90.0	0%/day	71.4	0.05%/day	20.67	17.3	53.0/100	-7.1
Vietnam	81.7	unknown	77.6	Unknown	26.88	43	71.4/100	-3.0



Report generated by
ASEAN Biodiaspora Virtual Center (ABVC)
 in collaboration with **Bluedot Inc.**
 Email: support@biodiaspora.org

