

# COVID-19 Situational Report in the ASEAN Region

ASEAN Biodiaspora Virtual Center (ABVC)

as of September 15, 2021



Canada



# COVID-19: Highlights and Situation Overview

## Global Update

- Worldwide, there have been over 226 million cases and over 4 million deaths attributed to COVID-19.

## Regional Update

- Singapore has kicked off its national COVID-19 vaccine booster programme on September 15 (Wednesday), with more than 100 seniors having taken their shot. Over the next few days, a total of 140,000 seniors will receive invitations from the Ministry of Health (MOH) to make an appointment to receive their booster dose of either the Pfizer-BioNTech or Moderna vaccine. Seniors can also receive their third dose at Tanjong Pagar Community Club and some vaccination centres, polyclinics and participating Public Health Preparedness Clinics.
- Malaysia's National Security Council (NSC) announced on September 14 that five localities in Sabah will be placed under an enhanced movement control order (MCO) starting September 16. The affected areas are Kampung Kiragawan and Kampung Pinatau in Kota Marudu, Kampung Nuntunan Apin-Apin in Keningau, Kampung Lungkiday in Ranau and Ruku-Ruku Boustead Plantation staff quarters in Telupid. Kampung Bahagia in Kuala Krai, Kelantan and Kampung Tementong in Lipis, Pahang will also be placed under the enhanced lockdown. The enhanced MCO for all the localities will take effect for 14 days until September 29. Meanwhile, Malaysia's government on September 15 (Wednesday) handed medical equipment and supplies to Indonesia to help the country fight against the COVID-19 pandemic. Malaysia's aid to Indonesia comprised of ISO tank containers with liquid oxygen, oxygen concentrators, therapeutic medicines and disposable medical items. Today's donation marked the first of several batches to be sent in stages to Indonesia, which is expected to be completed by the end of this month.

## Vaccine Update

- Malaysia's Special Committee on COVID-19 Vaccine Supply (JKJAV) reported that a total of 17,653,079 individuals or 54.1% of Malaysia's population have been fully vaccinated against COVID-19 while 21,649,228 individuals or 66.3% have received at least one dose of COVID-19 vaccine as of September 14 (Tuesday). As for the daily vaccination, a total of 243,971 doses of vaccine were administered on September 14, bringing the total of doses administered under the National COVID-19 Immunization Programme (NIP) to 39,234,306.
- Vietnam on September 14 (Tuesday) received two shipments of Astra Zeneca COVID-19 vaccines donated by the governments of France and Italy through the COVAX Facility. With the delivery of vaccines donated by the governments of France and Italy, Vietnam has received over 11.7 million doses of COVID-19 vaccines via the COVAX Facility. To date, over 30 million COVID-19 vaccine doses have been administered in Vietnam wherein over 5.5 million received their second doses or have completed their vaccine regimen. The additional vaccines will help the Ministry of Health to expand coverage and reach more people from priority groups, including the elderly and those with underlying conditions, contributing to attaining the country's target of vaccinating more than 70% of the population by the end of the first quarter of 2022.
- Cambodia's Prime Minister has permitted COVID-19 vaccinations for over 1.8 million children aged 6-11 across the country starting September 17 in order for them to return to school. The prime minister noted that the Chinese-made Sinovac vaccines will be used for this age group and that COVID-19 vaccinations for these age groups have already been carried out in some countries.

### Travel Advisories (new update/s)

- Malaysia: The Ministry of Health said that travellers going to Langkawi under the travel bubble scheme which starts on September 16 (Thursday) must get tested for COVID-19 before departure. In a statement, Health Minister said that this can be done using RT-PCR or RTK-Antigen tests. The minister also noted that the government has made a decision to make it compulsory for all travellers who will be going to Langkawi starting this Thursday to undergo a COVID-19 test and must yield a negative result before departure.

### Cases and Deaths as of 15 September 2021

- As of 15 September 2021 (2PM, GMT+8), worldwide, there were **226,853,155** confirmed cases, including **4,664,899** deaths. Globally, Case Fatality Rate (CFR) was **2.1**.
- In **China**, there were **123,650** confirmed cases with **5,688** deaths, including deaths in Hong Kong (213) and Taiwan (839). Confirmed cases in China include confirmed cases in Hong Kong (12,149), Macau (63), and Taiwan (16,098). CFR was **4.6**.
- 11,125,043 confirmed cases** of COVID-19 have been reported in the ASEAN region with a total of **245,934 deaths**, with a CFR of **2.2**.

REGION	COUNTRY	FIRST CONFIRMED CASE(S)	LATEST REPORT ON CONFIRMED CASE(S)	TOTAL CONFIRMED CASES	NEW CASES (7-DAY ROLLING AVERAGE)	TOTAL DEATHS	NEW DEATHS (7-DAY ROLLING AVERAGE)	CASE FATALITY RATE	CUMULATIVE CASES/ 100,000	NUMBER OF TESTS LAST 14 DAYS/ 100,000	CUMULATIVE VACCINATED	CUMULATIVE FULLY VACCINATED	FULLY VACCINATED / 100
ASEAN REGION	Brunei	10-Mar-20	14-Sep-21	4,431	108 (123)	21	- (1)	0.5%	1,023		236,408	142,190	32.2
	Cambodia	27-Jan-20	14-Sep-21	100,790	657 (636)	2,058	9 (11)	2.0%	611	4,305	11,470,653	9,634,262	56.9
	Indonesia	02-Mar-20	14-Sep-21	4,174,216	4,128 (4,797)	139,415	250 (323)	3.3%	1,542	681	73,839,683	42,329,062	15.3
	Lao PDR	24-Mar-20	14-Sep-21	17,682	127 (188)	16	-	0.1%	247	737	2,650,948	1,860,415	25.2
	Malaysia	25-Jan-20	14-Sep-21	2,011,440	31,742 (18,672)	21,587	876 (398)	1.1%	6,296	-	21,576,242	17,480,766	53.3
	Myanmar	23-Mar-20	14-Sep-21	436,527	2,421 (2,651)	16,693	76 (101)	3.8%	808	894	4,456,857	1,796,830	3.3
	Philippines	30-Jan-20	14-Sep-21	2,266,066	17,995 (20,680)	35,529	222 (147)	1.6%	2,096	481	18,697,647	17,078,676	15.4
	Singapore	23-Jan-20	14-Sep-21	72,294	607 (437)	58	-	0.1%	1,268	15,180	4,642,991	4,477,170	75.9
	Thailand	13-Jan-20	14-Sep-21	1,406,542	11,786 (14,028)	14,621	136 (191)	1.0%	2,020	776	27,303,700	12,357,581	17.7
Vietnam	23-Jan-20	14-Sep-21	635,055	10,508 (12,008)	15,936	276 (319)	2.5%	658	3,122	23,954,248	5,326,059	5.4	
				<b>11,125,043</b>	<b>80,079</b>	<b>245,934</b>	<b>1,845</b>	<b>2.2%</b>					

- 215,604,462 confirmed cases** of COVID-19 have been reported in **222 countries/states** (other than China, Hong Kong, Taiwan, Macau, and ASEAN countries):

REGION	COUNTRY	FIRST CONFIRMED CASE(S)	LATEST REPORT ON CONFIRMED CASE(S)	TOTAL CONFIRMED CASES	NEW CASES	TOTAL DEATHS	NEW DEATHS	CASE FATALITY RATE	CUMULATIVE CASES/ 100,000	NUMBER OF TESTS LAST 14 DAYS/ 100,000	CUMULATIVE IMMUNIZED	CUMULATIVE FULLY VACCINATED	FULLY VACCINATED/ 100
ASIA PACIFIC	Japan	16 Jan 2020	14-Sep-21	1,652,369	6,278	16,838	49	1.0%	1,309	1,195	80,576,158	65,214,186	51.7
	South Korea	20 Jan 2020	14-Sep-21	275,910	1,495	2,367	7	0.9%	534	902	33,979,519	20,485,521	39.9

<b>Nepal</b>	24 Jan 2020	14-Sep-21	779,492	1,180	10,984	19	1.4%	2,725	418	5,833,938	5,198,193	17.5
<b>Australia</b>	25 Jan 2020	14-Sep-21	76,929	1,587	1,102	4	1.4%	300	10,589	14,091,380	8,711,193	33.8
<b>Sri Lanka</b>	27 Jan 2020	13-Sep-21	488,482	-	11,431	-	2.3%	2,240	722	13,497,826	10,579,220	49.2
<b>India</b>	30 Jan 2020	14-Sep-21	33,315,512	27,491	443,528	281	1.3%	2,438	1,571	570,046,655	180,237,914	12.9
<b>Afghanistan</b>	24 Feb 2020	14-Sep-21	154,283	103	7,174	3	4.6%	406		773,002	430,744	1.1
<b>Pakistan</b>	26 Feb 2020	14-Sep-21	1,210,082	2,574	26,865	78	2.2%	559	353	51,390,802	21,962,455	9.8
<b>New Zealand</b>	28 Feb 2020	14-Sep-21	3,966	17	27	-	0.7%	81	3,346	2,897,385	1,483,568	30.5
<b>Bhutan</b>	05 Mar 2020	31-Aug-21	2,596	-	3	-	0.1%	340	42,067	567,175	478,053	61.3
<b>Maldives</b>	07 Mar 2020	14-Sep-21	83,070	120	227	-	0.3%	15,645	13,078	388,299	315,029	58.0
<b>Bangladesh</b>	08 Mar 2020	14-Sep-21	1,534,440	2,074	27,007	35	1.8%	941	206	20,911,189	13,868,800	8.3
<b>Mongolia</b>	10 Mar 2020	13-Sep-21	257,770	-	1,046	-	0.4%	7,992	-	2,246,924	2,115,489	63.5
<b>Turkey</b>	10 Mar 2020	14-Sep-21	6,710,666	27,802	60,393	276	0.9%	8,044	4,755	51,780,811	40,635,924	47.8
<b>French Polynesia</b>	12 Mar 2020	13-Sep-21	44,890	-	575	-	1.3%	16,073		142,109	115,156	40.8
<b>Guam</b>	15 Mar 2020	13-Sep-21	12,553	-	168	-	1.3%	7,504		122,242	106,915	64.5
<b>New Caledonia</b>	17 Mar 2020	14-Sep-21	1,286	329	4	3	0.3%	447		86,125	72,145	25.0
<b>Fiji</b>	18 Mar 2020	14-Sep-21	49,244	131	539	1	1.1%	5,533	-	566,210	299,943	33.2
<b>Papua New Guinea</b>	21 Mar 2020	14-Sep-21	18,542	130	204	8	1.1%	211	-	102,739	31,705	0.4
<b>Timor Leste</b>	21 Mar 2020	14-Sep-21	18,715	118	98	2	0.5%	1,447	734	399,214	216,248	16.1
<b>Northern Mariana Islands</b>	28 Mar 2020	28-May-21	183	-	2	-	1.1%	320		35,313	33,326	58.6
<b>North Korea</b>	24 Jul 2020	25-Jul-20	1	-	-	-	0.0%	0				
<b>Solomon Islands</b>	03 Oct 2020	16-Apr-21	20	-	-	-	0.0%	3		67,565	21,473	3.1
<b>Wallis et Futuna</b>	17 Oct 2020	06-May-21	445	-	7	-	1.6%	2,777		4,952	4,849	43.7
<b>Marshall Islands</b>	26 Oct 2020	17-Nov-20	4	-	-	-	0.0%	7		22,183	19,206	32.9
<b>Vanuatu</b>	11 Nov 2020	21-Apr-21	4	-	1	-	25.0%	1		39,347	11,278	3.6
<b>Samoa</b>	18 Nov 2020	12-Feb-21	3	-	-	-	0.0%	2		94,441	43,517	21.7
<b>Micronesia</b>	11 Jan 2021	11-Jan-21	1	-	-	-	0.0%	1		43,085	35,692	34.4

	<b>Palau</b>	31 May 2021	14-Sep-21	3	1	-	-	0.0%	17		17,408	15,000	83.8
<b>AMERICAS</b>	<b>USA</b>	21 Jan 2020	14-Sep-21	42,153,664	13,561	680,447	173	1.6%	12,842	4,128	209,701,005	178,982,950	53.2
	<b>Canada</b>	25 Jan 2020	14-Sep-21	1,553,004	1,885	27,253	15	1.8%	4,086	2,773	28,412,136	26,097,371	68.6
	<b>Brazil</b>	26 Feb 2020	13-Sep-21	21,010,041	-	587,319	-	2.8%	9,922	-	142,257,204	72,795,741	34.0
	<b>Mexico</b>	28 Feb 2020	13-Sep-21	3,516,043	-	267,969	-	7.6%	2,756	212	60,921,470	39,319,931	30.2
	<b>Saint Martin</b>	01 Mar 2020	09-Sep-21	3,582	-	45	-	1.3%	9,426				
	<b>Ecuador</b>	01 Mar 2020	12-Sep-21	505,278	-	32,448	-	6.4%	2,908	161	10,699,102	9,620,899	53.8
	<b>Dominican Republic</b>	01 Mar 2020	14-Sep-21	353,887	345	4,020	2	1.1%	3,295	307	5,913,137	4,759,116	43.5
	<b>Chile</b>	03 Mar 2020	14-Sep-21	1,644,832	292	37,253	-	2.3%	8,679	3,574	14,473,742	13,903,308	72.4
	<b>Argentina</b>	03 Mar 2020	14-Sep-21	5,229,848	3,017	113,816	176	2.2%	11,638	535	28,721,805	18,274,595	40.1
	<b>Peru</b>	05 Mar 2020	13-Sep-21	2,161,358	-	198,799	-	9.2%	6,648	-	12,039,716	8,800,534	26.4
	<b>Costa Rica</b>	06 Mar 2020	10-Sep-21	489,784	-	5,754	-	1.2%	9,703	1,321	3,071,596	1,509,014	29.4
	<b>Colombia</b>	06 Mar 2020	14-Sep-21	4,932,998	1,435	125,713	26	2.5%	9,799	1,189	24,434,265	15,712,902	30.7
	<b>French Guiana</b>	06 Mar 2020	13-Sep-21	37,210	-	230	-	0.6%	19,033				
	<b>Martinique</b>	06 Mar 2020	07-Sep-21	38,868	-	509	-	1.3%	8,979				
	<b>Paraguay</b>	07 Mar 2020	13-Sep-21	459,340	-	16,109	-	3.5%	6,520	386	2,439,006	1,832,045	25.4
	<b>Panama</b>	10 Mar 2020	13-Sep-21	462,447	-	7,141	-	1.5%	10,890	2,089	2,870,776	2,076,484	47.4
	<b>Bolivia</b>	10 Mar 2020	12-Sep-21	495,035	-	18,587	-	3.8%	4,300	574	4,127,468	2,969,114	25.1
	<b>Honduras</b>	11 Mar 2020	13-Sep-21	353,641	-	9,370	-	2.6%	3,629		2,947,650	1,689,501	16.8
	<b>Cuba</b>	11 Mar 2020	14-Sep-21	761,060	7,516	6,449	76	0.8%	6,715	-	6,966,314	4,286,629	37.9
	<b>Guyana</b>	11 Mar 2020	13-Sep-21	28,099	-	687	-	2.4%	3,590		329,909	172,155	21.8
<b>Jamaica</b>	12 Mar 2020	14-Sep-21	76,987	536	1,736	2	2.3%	2,611	822	485,856	176,615	5.9	
<b>St Vincent and the Grenadines</b>	12 Mar 2020	13-Sep-21	2,521	-	13	-	0.5%	2,280		19,512	12,644	11.4	
<b>Saint Lucia</b>	13 Mar 2020	14-Sep-21	9,971	148	132	-	1.3%	5,455		36,750	27,773	15.1	
<b>Trinidad and Tobago</b>	13 Mar 2020	13-Sep-21	47,208	-	1,381	-	2.9%	3,384	1,058	545,725	443,563	31.6	
<b>Venezuela</b>	13 Mar 2020	13-Sep-21	348,873	-	4,214	-	1.2%	1,223		6,822,809	4,271,397	14.9	
<b>Guatemala</b>	13 Mar 2020	13-Sep-21	511,457	-	12,754	-	2.5%	3,080	658	3,804,269	1,785,079	9.8	
<b>Uruguay</b>	13 Mar 2020	13-Sep-21	386,873	-	6,041	-	1.6%	11,176	3,479	2,710,410	2,546,982	73.1	
<b>Curacao</b>	13 Mar 2020	13-Sep-21	15,741	-	155	-	1.0%	9,992		96,932	87,685	53.2	
<b>Puerto Rico</b>	13 Mar 2020	13-Sep-21	177,088	-	3,003	-	1.7%	5,545		2,470,021	2,135,285	66.9	

<b>Suriname</b>	13 Mar 2020	13-Sep-21	33,988	-	766	-	2.3%	5,846		213,095	155,471	26.3
<b>Antigua and Barbuda</b>	13 Mar 2020	13-Sep-21	2,297	-	48	-	2.1%	2,365	-	43,681	35,709	36.2
<b>Guadeloupe</b>	13 Mar 2020	09-Sep-21	51,467	-	612	-	1.2%	11,618				
<b>Cayman Islands</b>	13 Mar 2020	14-Sep-21	745	-	2	-	0.3%	1,147		52,831	50,029	75.2
<b>Aruba</b>	14 Mar 2020	14-Sep-21	15,129	37	156	1	1.0%	14,230		80,346	72,847	68.0
<b>Bahamas</b>	15 Mar 2020	13-Sep-21	19,601	-	463	-	2.4%	5,033		105,753	65,915	16.6
<b>US Virgin Islands</b>	16 Mar 2020	13-Sep-21	6,289	-	66	-	1.0%	5,898		52,316	44,718	42.7
<b>Sint Maarten</b>	17 Mar 2020	13-Sep-21	3,999	-	57	-	1.4%	9,818		25,516	23,366	53.8
<b>Montserrat</b>	17 Mar 2020	04-Sep-21	31	-	1	-	3.2%	332		1,466	1,374	27.6
<b>Barbados</b>	17 Mar 2020	13-Sep-21	5,984	-	52	-	0.9%	2,085		120,863	96,392	33.5
<b>El Salvador</b>	18 Mar 2020	13-Sep-21	99,701	-	3,043	-	3.1%	1,545	-	3,847,187	3,107,461	47.7
<b>Nicaragua</b>	18 Mar 2020	07-Sep-21	12,350	-	201	-	1.6%	189		476,308	258,944	3.9
<b>Bermuda</b>	18 Mar 2020	10-Sep-21	3,465	-	35	-	1.0%	5,421		43,377	42,537	68.5
<b>Haiti</b>	19 Mar 2020	13-Sep-21	21,271	-	596	-	2.8%	189		36,583	14,382	0.1
<b>Dominica</b>	22 Mar 2020	11-Sep-21	2,498	-	7	-	0.3%	3,479		22,930	20,464	28.4
<b>Grenada</b>	22 Mar 2020	13-Sep-21	2,646	-	35	-	1.3%	2,362		28,511	19,629	17.4
<b>Belize</b>	23 Mar 2020	13-Sep-21	17,767	-	382	-	2.2%	4,552	6,093	174,978	80,879	20.0
<b>Turks and Caicos Islands</b>	23 Mar 2020	12-Sep-21	2,758	-	20	-	0.7%	7,222		27,220	24,618	62.8
<b>Saint Kitts and Nevis</b>	24 Mar 2020	14-Sep-21	1,510	34	8	-	0.5%	2,859	6,420	24,800	21,916	40.9
<b>British Virgin Islands</b>	25 Mar 2020	08-Sep-21	2,642	-	37	-	1.4%	8,798		18,405	13,824	45.4
<b>Anguilla</b>	26 Mar 2020	13-Sep-21	318	-	-	-	0.0%	2,399		9,493	8,988	59.4
<b>Caribbean Netherlands</b>	01 Apr 2020	14-Sep-21	1,935	-	17	-	0.9%	10,743		19,109	16,736	63.3
<b>Falkland Islands</b>	03 Apr 2020	01-Sep-21	67	-	-	-	0.0%	2,540		2,632	1,775	50.3
<b>Saint Pierre and Miquelon</b>	05 Apr 2020	02-Sep-21	31	-	-	-	0.0%	442				
<b>Saint Barthelemy</b>	25 Jul 2020	09-Sep-21	1,542	-	2	-	0.1%	18,249				
<b>EUROPE</b>												
<b>France</b>	24 Jan 2020	14-Sep-21	6,917,460	10,327	115,697	94	1.7%	10,315		49,493,289	42,616,868	63.1
<b>Germany</b>	27 Jan 2020	14-Sep-21	4,119,409	9,758	93,319	74	2.3%	4,955	1,123	55,315,227	51,710,807	61.6
<b>Finland</b>	29 Jan 2020	14-Sep-21	134,305	454	1,039	-	0.8%	2,433	4,311	4,080,651	3,146,763	56.7

<b>Italy</b>	30 Jan 2020	14-Sep-21	4,613,214	4,009	130,027	72	2.8%	7,651	5,868	43,830,273	38,724,117	64.2
<b>Russian Federation</b>	31 Jan 2020	14-Sep-21	7,176,085	17,837	194,249	781	2.7%	4,970	3,840	46,149,116	39,828,206	27.3
<b>Spain</b>	31 Jan 2020	14-Sep-21	4,918,526	3,261	85,548	155	1.7%	10,448	2,837	37,216,507	35,300,384	75.5
<b>Sweden</b>	31 Jan 2020	14-Sep-21	1,141,673	-	14,688	-	1.3%	11,100		7,006,231	6,131,967	60.4
<b>United Kingdom of Great Britain</b>	31 Jan 2020	14-Sep-21	7,282,810	25,709	134,446	185	1.8%	10,897	20,988	48,439,272	44,048,093	64.6
<b>Belgium</b>	05 Feb 2020	14-Sep-21	1,210,381	4,865	25,473	19	2.1%	10,540	4,260	8,495,260	8,261,001	71.0
<b>Switzerland</b>	25 Feb 2020	14-Sep-21	816,107	1,994	11,010	-	1.3%	9,517	4,977	5,173,341	4,544,522	52.1
<b>Austria</b>	25 Feb 2020	14-Sep-21	713,269	1,696	10,849	9	1.5%	8,035	50,632	5,610,030	5,304,932	58.7
<b>Croatia</b>	25 Feb 2020	14-Sep-21	385,056	974	8,456	9	2.2%	9,467	2,922	1,759,871	1,650,034	40.4
<b>Norway</b>	26 Feb 2020	14-Sep-21	178,481	1,219	829	2	0.5%	3,337	5,985	3,974,131	3,461,625	63.3
<b>Romania</b>	26 Feb 2020	14-Sep-21	1,126,582	3,929	35,132	96	3.1%	5,820	620	5,318,264	5,207,984	27.2
<b>Estonia</b>	26 Feb 2020	14-Sep-21	147,357	473	1,313	-	0.9%	11,108	4,947	740,875	569,740	43.0
<b>Georgia</b>	26 Feb 2020	14-Sep-21	585,036	3,221	8,287	54	1.4%	15,725	12,096	902,457	605,529	15.2
<b>North Macedonia</b>	26 Feb 2020	14-Sep-21	184,277	572	6,307	30	3.4%	8,845	3,395	758,623	623,278	29.9
<b>Greece</b>	26 Feb 2020	14-Sep-21	620,355	3,590	14,268	45	2.3%	5,789	11,202	6,281,530	5,857,688	56.5
<b>Denmark</b>	27 Feb 2020	14-Sep-21	353,061	425	2,614	-	0.7%	6,068	10,616	4,434,115	4,300,780	74.0
<b>San Marino</b>	27 Feb 2020	14-Sep-21	5,388	37	90	-	1.7%	15,913		23,989	23,989	70.5
<b>Lithuania</b>	27 Feb 2020	14-Sep-21	309,855	899	4,721	10	1.5%	11,118	3,860	1,704,300	1,574,223	58.5
<b>Netherlands</b>	27 Feb 2020	14-Sep-21	1,974,662	2,009	18,083	10	0.9%	11,393	492	12,030,970	10,864,413	63.3
<b>Azerbaijan</b>	27 Feb 2020	14-Sep-21	463,326	2,077	6,167	33	1.3%	4,622	1,987	4,508,115	3,103,091	30.4
<b>Belarus</b>	28 Feb 2020	14-Sep-21	506,591	1,630	3,941	12	0.8%	5,351	2,551	1,692,439	1,392,817	14.8
<b>Iceland</b>	28 Feb 2020	14-Sep-21	11,307	28	33	-	0.3%	3,129	7,265	280,486	266,050	77.5
<b>Ireland</b>	28 Feb 2020	14-Sep-21	368,712	1,176	5,155	-	1.4%	7,462	5,835	3,735,403	3,533,880	70.9
<b>Monaco</b>	29 Feb 2020	14-Sep-21	3,284	3	33	-	1.0%	8,428		26,451	22,811	57.7
<b>Czech Republic</b>	01 Mar 2020	14-Sep-21	1,683,802	487	30,416	2	1.8%	15,781		6,011,893	5,852,176	54.6
<b>Luxembourg</b>	01 Mar 2020	14-Sep-21	76,894	96	834	-	1.1%	12,404	9,018	416,918	37,846	6.0
<b>Armenia</b>	01 Mar 2020	14-Sep-21	249,803	657	5,034	16	2.0%	8,446	2,584	215,278	120,443	4.1
<b>Latvia</b>	02 Mar 2020	14-Sep-21	147,788	460	2,621	8	1.8%	7,726	-	882,196	791,024	42.4
<b>Portugal</b>	02 Mar 2020	14-Sep-21	1,057,100	1,058	17,872	6	1.7%	10,294	5,279	8,830,812	8,245,703	81.1

<b>Andorra</b>	02 Mar 2020	14-Sep-21	15,099	3	130	-	0.9%	19,573	1,598	51,599	41,831	54.1	
<b>Liechtenstein</b>	03 Mar 2020	14-Sep-21	3,390	4	60	-	1.8%	8,917	6,184	22,965	20,936	54.7	
<b>Ukraine</b>	03 Mar 2020	14-Sep-21	2,321,156	3,332	54,457	97	2.3%	5,230	675	5,961,263	4,884,904	11.2	
<b>Slovenia</b>	04 Mar 2020	14-Sep-21	277,853	1,397	4,473	3	1.6%	13,307	2,325	1,026,944	937,578	45.1	
<b>Hungary</b>	04 Mar 2020	14-Sep-21	815,851	246	30,102	4	3.7%	8,351	1,447	5,843,502	5,549,383	57.6	
<b>Poland</b>	04 Mar 2020	14-Sep-21	2,894,455	536	75,433	8	2.6%	7,623	1,217	19,532,718	19,106,619	50.6	
<b>Faroe Islands</b>	04 Mar 2020	14-Sep-21	1,041	-	2	-	0.2%	2,139		37,277	35,314	72.0	
<b>Bosnia and Herzegovina</b>	05 Mar 2020	14-Sep-21	222,927	766	10,099	34	4.5%	6,753	1,019	634,063	426,082	13.1	
<b>Gibraltar</b>	05 Mar 2020	14-Sep-21	5,445	9	97	-	1.8%	16,157		39,787	39,331	116.7	
<b>Slovakia</b>	06 Mar 2020	14-Sep-21	399,218	474	12,562	2	3.1%	7,320	5,186	2,403,596	2,208,309	40.4	
<b>Serbia</b>	06 Mar 2020	14-Sep-21	830,884	7,723	7,601	26	0.9%	11,964	3,413	2,969,719	2,839,752	41.7	
<b>Vatican City</b>	06 Mar 2020	17-Oct-20	27	-	-	-	0.0%	2,932					
<b>Malta</b>	07 Mar 2020	14-Sep-21	36,843	50	449	-	1.2%	7,330	4,206	417,032	416,314	80.9	
<b>Moldova</b>	07 Mar 2020	14-Sep-21	276,701	1,143	6,548	12	2.4%	10,412	3,109	573,001	734,010	18.2	
<b>Bulgaria</b>	08 Mar 2020	14-Sep-21	475,299	2,029	19,744	83	4.2%	6,814	4,207	1,089,066	1,242,231	18.0	
<b>Albania</b>	09 Mar 2020	14-Sep-21	158,431	995	2,553	5	1.6%	5,551	-	896,926	704,626	24.5	
<b>Cyprus</b>	09 Mar 2020	14-Sep-21	116,494	126	534	2	0.5%	9,719	59,738	586,138	535,584	60.3	
<b>Channel Islands</b>	09 Mar 2020	14-Sep-21	1,462	13	20	-	1.4%	2,241		32,969	13,618	20.3	
<b>Jersey</b>	10 Mar 2020	14-Sep-21	9,706	24	78	-	0.8%	10,688		76,723	73,347	72.6	
<b>Kazakhstan</b>	13 Mar 2020	14-Sep-21	845,388	2,801	10,427	73	1.2%	4,566	-	7,087,994	5,906,080	31.1	
<b>Kosovo</b>	13 Mar 2020	14-Sep-21	157,218	259	2,799	14	1.8%	8,762					
<b>Uzbekistan</b>	15 Mar 2020	14-Sep-21	165,421	531	1,164	5	0.7%	493		9,787,973	2,884,433	8.5	
<b>Greenland</b>	16 Mar 2020	14-Sep-21	409	14	-	-	0.0%	727		40,708	34,981	61.5	
<b>Montenegro</b>	17 Mar 2020	14-Sep-21	123,129	765	1,813	7	1.5%	19,791		221,498	196,652	31.3	
<b>Kyrgyzstan</b>	18 Mar 2020	14-Sep-21	177,308	82	2,576	2	1.5%	2,746		743,257	530,448	8.0	
<b>Isle of Man</b>	19 Mar 2020	14-Sep-21	7,050	22	38	-	0.5%	8,335		65,424	63,278	74.1	
<b>Tajikistan</b>	30 Apr 2020	13-Sep-21	17,084	-	124	-	0.7%	183		2,097,435	1,077,100	11.1	
<b>MIDDLE EAST</b>	<b>UAE</b>	29 Jan 2020	14-Sep-21	730,135	617	2,066	2	0.3%	7,473	5,218	8,951,034	7,843,282	78.5
	<b>Iran</b>	19 Feb 2020	14-Sep-21	5,340,656	22,329	115,167	408	2.2%	6,441	1,742	22,943,141	12,104,002	14.2
	<b>Israel</b>	21 Feb 2020	14-Sep-21	1,193,012	8,959	7,433	27	0.6%	13,178	20,161	6,048,066	5,554,395	63.2
	<b>Lebanon</b>	21 Feb 2020	13-Sep-21	613,982	-	8,202	-	1.3%	8,956	-	1,458,845	1,170,077	17.3
	<b>Kuwait</b>	24 Feb 2020	14-Sep-21	410,901	59	2,434	2	0.6%	9,767	4,100	2,668,082	923,307	21.3

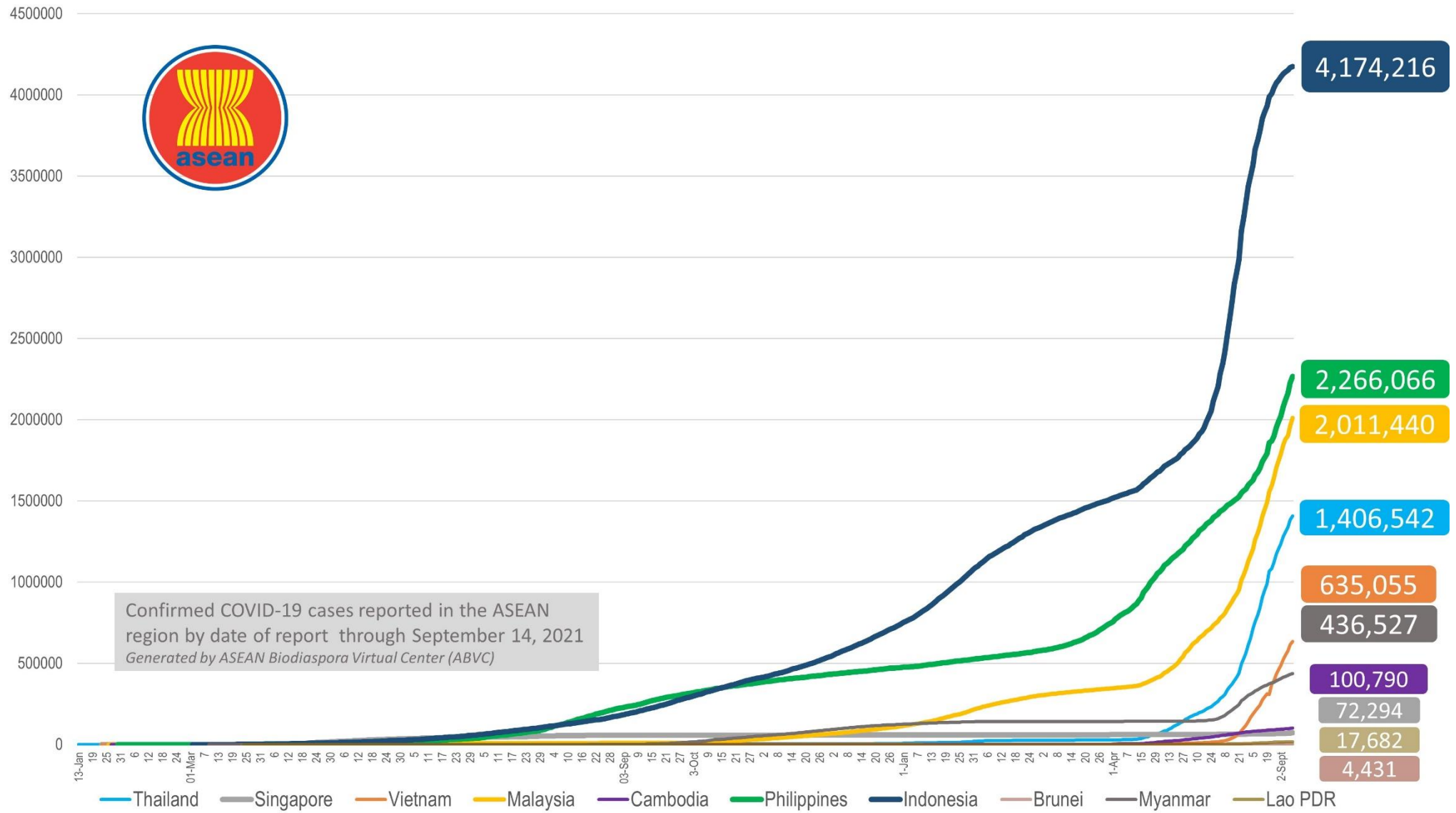


	<b>Oman</b>	24 Feb 2020	14-Sep-21	303,223	60	4,090	1	1.3%	6,095		2,592,464	1,443,886	27.6	
	<b>Bahrain</b>	24 Feb 2020	14-Sep-21	273,916	81	1,388	-	0.5%	16,690	14,322	1,157,435	1,099,143	62.9	
	<b>Iraq</b>	24 Feb 2020	14-Sep-21	1,959,369	4,400	21,596	46	1.1%	4,984	1,046	3,684,546	2,055,321	5.0	
	<b>Qatar</b>	29 Feb 2020	14-Sep-21	234,895	122	604	-	0.3%	8,294	2,432	2,360,308	2,218,292	75.7	
	<b>Saudi Arabia</b>	02 Mar 2020	14-Sep-21	546,163	96	8,633	5	1.6%	1,594	1,877	22,840,150	16,999,792	48.1	
	<b>Jordan</b>	02 Mar 2020	14-Sep-21	809,443	973	10,568	11	1.3%	8,013	3,228	3,587,736	3,108,041	30.3	
	<b>Palestine</b>	05 Mar 2020	14-Sep-21	404,626	2,753	4,105	6	1.0%	8,636		1,185,157	488,649	9.4	
	<b>Syria</b>	22 Mar 2020	14-Sep-21	29,805	157	2,090	7	7.0%	175		201,379	201,379	1.1	
	<b>Yemen</b>	10 Apr 2020	14-Sep-21	8,502	50	1,608	4	18.9%	29		308,025	14,909	0.1	
<b>AFRICA</b>	<b>Egypt</b>	14 Feb 2020	13-Sep-21	293,448	-	16,885	-	5.8%	292		7,460,912	4,927,073	4.7	
	<b>Algeria</b>	25 Feb 2020	14-Sep-21	200,528	227	5,614	18	2.8%	466		5,815,039	4,174,623	9.4	
	<b>Nigeria</b>	28 Feb 2020	13-Sep-21	199,538	-	2,619	-	1.3%	99	81	4,024,704	1,687,315	0.8	
	<b>Tunisia</b>	02 Mar 2020	13-Sep-21	685,799	-	24,244	-	3.5%	5,864	1,771	4,536,120	2,995,622	25.1	
	<b>Morocco</b>	02 Mar 2020	14-Sep-21	908,349	2,785	13,683	65	1.5%	2,491	950	19,884,992	16,386,208	43.9	
	<b>Senegal</b>	02 Mar 2020	14-Sep-21	73,513	13	1,837	4	2.5%	451	182	1,179,100	564,998	3.3	
	<b>South Africa</b>	05 Mar 2020	14-Sep-21	2,864,534	3,699	85,302	300	3.0%	4,892	1,021	10,860,642	7,330,517	12.2	
	<b>Cameroon</b>	06 Mar 2020	01-Sep-21	84,210	-	1,357	-	1.6%	325		363,773	80,748	0.3	
	<b>Togo</b>	06 Mar 2020	13-Sep-21	23,778	-	207	-	0.9%	294	297	414,249	237,692	2.8	
	<b>Burkina Faso</b>	09 Mar 2020	14-Sep-21	13,959	9	171	-	1.2%	69		166,160	102,268	0.5	
	<b>Democratic Republic of Congo</b>	10 Mar 2020	13-Sep-21	56,215	-	1,068	-	1.9%	65		85,182	25,452	0.0	
	<b>Ivory Coast</b>	11 Mar 2020	13-Sep-21	58,148	-	520	-	0.9%	226	199	1,193,877	273,400	1.0	
	<b>Reunion</b>	11 Mar 2020	07-Sep-21	51,651	-	354	-	0.7%	6,648					
	<b>Ghana</b>	13 Mar 2020	09-Sep-21	123,874	-	1,098	-	0.9%	407	-	865,422	405,971	1.3	
	<b>Guinea</b>	13 Mar 2020	14-Sep-21	30,085	38	368	-	1.2%	236		917,762	415,920	3.1	
	<b>Gabon</b>	13 Mar 2020	13-Sep-21	26,903	-	173	-	0.6%	1,238	1,740	84,214	62,250	2.7	
	<b>Sudan</b>	13 Mar 2020	01-Sep-21	37,715	-	2,837	-	7.5%	88		646,192	339,947	0.8	
	<b>Kenya</b>	13 Mar 2020	13-Sep-21	243,929	-	4,923	-	2.0%	464	-	2,262,968	827,964	1.5	
	<b>Ethiopia</b>	13 Mar 2020	14-Sep-21	325,379	1,664	5,001	34	1.5%	290	81	2,334,572	492,214	0.4	
	<b>Central African Republic</b>	14 Mar 2020	09-Sep-21	11,309	-	100	-	0.9%	238		102,591	9,901	0.2	
<b>Seychelles</b>	14 Mar 2020	14-Sep-21	20,748	-	110	-	0.5%	21,253		74,719	70,901	71.7		
<b>Rwanda</b>	14 Mar 2020	13-Sep-21	93,079	-	1,175	-	1.3%	737	1,258	1,822,054	1,000,439	7.5		
<b>Namibia</b>	14 Mar 2020	14-Sep-21	126,430	89	3,437	1	2.7%	5,068	677	223,071	129,891	5.0		
<b>Swaziland</b>	14 Mar 2020	14-Sep-21	45,084	108	1,186	7	2.6%	3,927		180,709	172,985	14.8		
<b>Mauritania</b>	14 Mar 2020	13-Sep-21	34,950	-	760	-	2.2%	772	-	285,121	21,545	0.5		
<b>Mayotte</b>	14 Mar 2020	14-Sep-21	20,067	23	176	-	0.9%	12,617						
<b>Equatorial Guinea</b>	15 Mar 2020	11-Sep-21	10,498	-	131	-	1.2%	774	825	207,723	159,113	11.0		
<b>Republic of Congo</b>	15 Mar 2020	09-Sep-21	13,701	-	183	-	1.3%	255		198,954	110,621	2.0		

<b>Benin</b>	16 Mar 2020	10-Sep-21	19,841	-	141	-	0.7%	168	-	152,669	42,212	0.3
<b>Liberia</b>	16 Mar 2020	14-Sep-21	5,761	302	283	135	4.9%	117		104,545	27,392	0.5
<b>Tanzania</b>	16 Mar 2020	10-Aug-21	1,367	-	50	-	3.7%	2		350,000	350,000	0.6
<b>Somalia</b>	16 Mar 2020	14-Sep-21	18,568	195	1,032	9	5.6%	120		223,498	116,200	0.7
<b>Gambia</b>	17 Mar 2020	12-Sep-21	9,848	-	328	-	3.3%	419	133	179,910	165,785	6.7
<b>Zambia</b>	17 Mar 2020	14-Sep-21	208,049	89	3,635	2	1.7%	1,165	451	354,752	295,167	1.6
<b>Mauritius</b>	18 Mar 2020	14-Sep-21	13,289	175	43	1	0.3%	1,050		828,108	763,306	59.9
<b>Djibouti</b>	18 Mar 2020	14-Sep-21	11,897	24	157	-	1.3%	1,222		38,634	26,087	2.6
<b>Niger</b>	19 Mar 2020	14-Sep-21	5,932	3	201	1	3.4%	25		404,246	87,492	0.4
<b>Chad</b>	19 Mar 2020	14-Sep-21	5,019	2	174	-	3.5%	31		79,092	19,210	0.1
<b>Zimbabwe</b>	20 Mar 2020	13-Sep-21	126,399	-	4,543	-	3.6%	863	317	2,856,655	1,895,701	12.6
<b>Cape Verde</b>	20 Mar 2020	13-Sep-21	36,640	-	322	-	0.9%	6,663		272,501	94,997	16.9
<b>Madagascar</b>	20 Mar 2020	13-Sep-21	42,898	-	958	-	2.2%	159	16	210,666	86,090	0.3
<b>Uganda</b>	21 Mar 2020	12-Sep-21	121,617	-	3,103	-	2.6%	275	91	1,030,447	366,658	0.8
<b>Eritrea</b>	21 Mar 2020	14-Sep-21	6,661	6	40	-	0.6%	188				
<b>Angola</b>	21 Mar 2020	13-Sep-21	50,738	-	1,345	-	2.7%	159		1,510,880	958,453	2.8
<b>Mozambique</b>	22 Mar 2020	13-Sep-21	149,259	-	1,894	-	1.3%	492	29	1,643,520	762,370	2.4
<b>Libya</b>	24 Mar 2020	14-Sep-21	326,370	1,149	4,457	16	1.4%	4,816		1,201,793	120,514	1.7
<b>Guinea-Bissau</b>	25 Mar 2020	12-Sep-21	6,022	-	125	-	2.1%	313		28,097	2,993	0.2
<b>Mali</b>	25 Mar 2020	14-Sep-21	14,991	7	543	-	3.6%	76		284,052	86,477	0.4
<b>Botswana</b>	30 Mar 2020	13-Sep-21	165,644	-	2,337	-	1.4%	7,190		355,273	218,418	9.1
<b>Sierra Leone</b>	31 Mar 2020	12-Sep-21	6,385	-	121	-	1.9%	82		181,065	40,045	0.5
<b>Burundi</b>	31 Mar 2020	13-Sep-21	15,629	-	12	-	0.1%	136				
<b>Malawi</b>	02 Apr 2020	14-Sep-21	61,171	34	2,244	2	3.7%	328	-	718,103	457,324	2.3
<b>South Sudan</b>	05 Apr 2020	13-Sep-21	11,623	-	120	-	1.0%	105	-	55,182	11,927	0.1
<b>Sao Tome and Principe</b>	06 Apr 2020	13-Sep-21	2,825	-	39	-	1.4%	1,314		45,088	12,066	5.4
<b>Comoros</b>	30 Apr 2020	14-Sep-21	4,100	-	147	-	3.6%	482		174,765	159,604	18.0
<b>Lesotho</b>	13May 2020	26-Aug-21	14,395	-	403	-	2.8%	677		71,597	32,181	1.5
			<b>215,604,462</b>	<b>279,807</b>	<b>4,413,277</b>	<b>4,450</b>	<b>2.0%</b>					

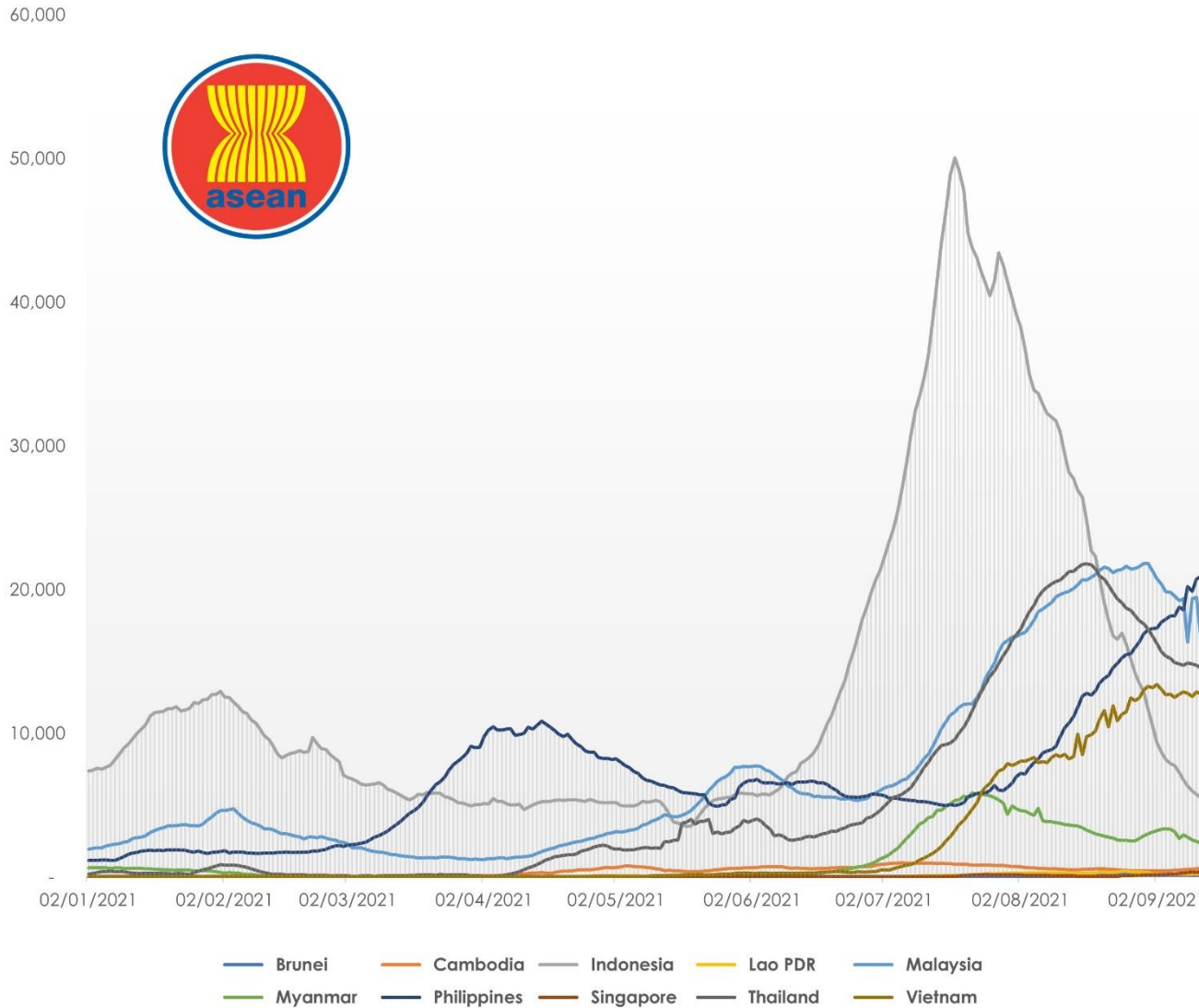
# COVID-19 Epi curve among ASEAN Countries

as of 14 September 2021



# 7-Day Rolling Average of COVID-19 new cases

as of 14 September 2021

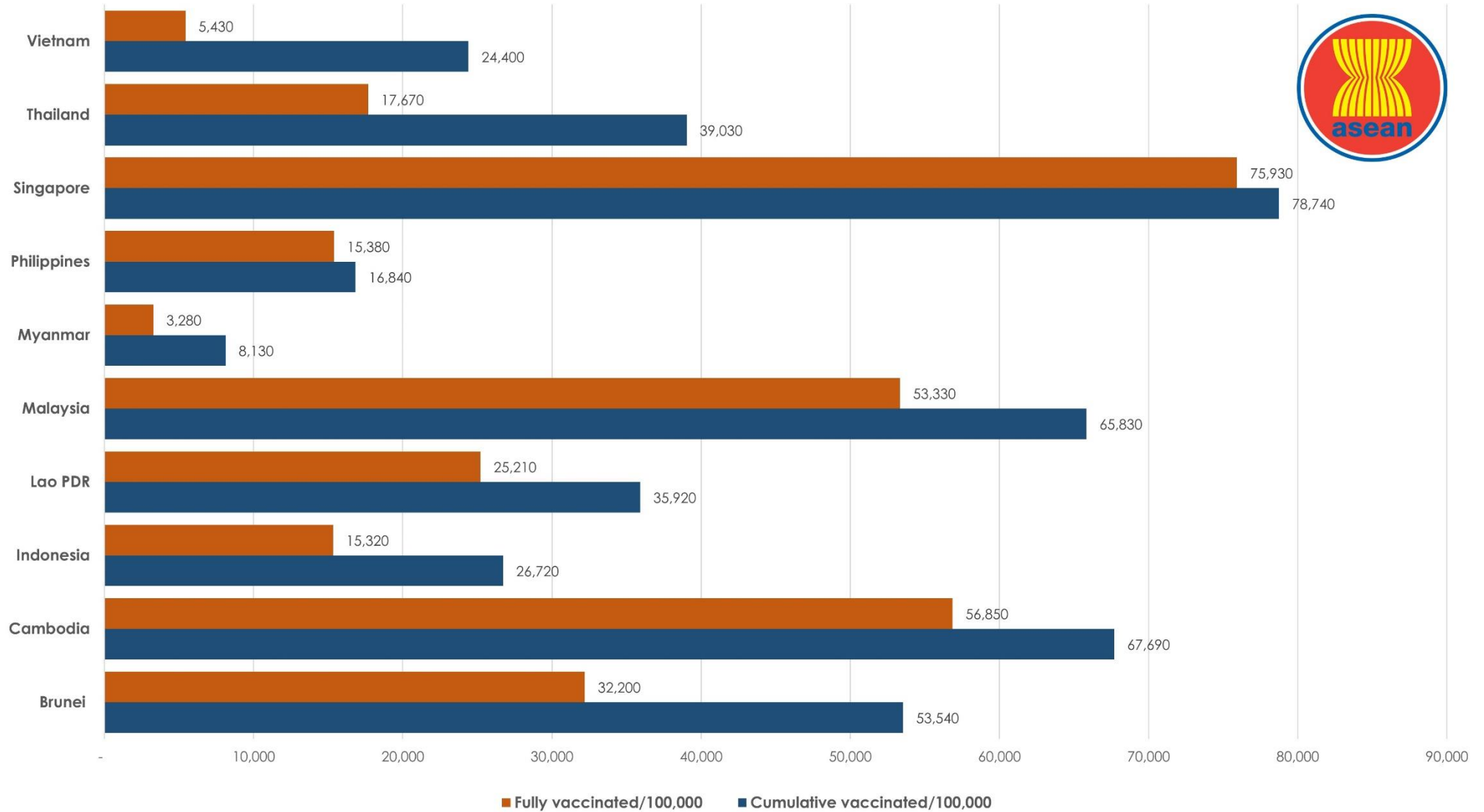


ASEAN Country	New Cases Rate of Change 7-Day Window*	P-value
Brunei	0.643	0.42
Cambodia	25.148	0
Indonesia	-303.566	0
Lao PDR	3.117	0.155
Malaysia	-242.133	0.199
Myanmar	-69.765	0.095
Philippines	295.76	0.035
Singapore	27.643	0.001
Thailand	-123.464	0.01
Vietnam	-102.964	0.062

\*Beta coefficient of linear line of best fit; equal to the rate of change in the 7-day rolling average of new cases over the past 7 days (as of September 14, 2021)

# COVID-19 Vaccination Status

as of 14 September 2021



# Outlook Assessment

as of 12 September 2021

ASEAN MEMBER STATE	REQUIREMENT					
	At least <b>80% of the high-risk population has been vaccinated</b> with at least one dose of a COVID-19 vaccine.		At least <b>65% of the total population has a level of immunity</b> to COVID-19; either recovered from COVID-19 or have been vaccinated with at least one dose of a COVID-19 vaccine.		Case levels are generally low (a 7-day rolling average number of daily new cases that is <10 cases per 100,000, with each day's past-14-day test positivity is consistently <5%).	
	% of High risk population with one dose	Projected Completion Date <i>(moderate case scenario)</i>	% of Total population with one dose	Projected Completion Date <i>(moderate case scenario)</i>	Daily cases/100,000	Test positivity last 14 days
Brunei	>80.0	Aug 2021	53.7		27.498	
Cambodia	>80.0	Jun 2021	72.8	Aug 2021	3.643	
Indonesia	>80.0	Aug 2021	29.0	Mar 2022	2.032	9.0
Lao PDR	> 80.0	Aug 2021	39.4	Mar 2022	2.837	5.6
Malaysia	>80.0	Jul 2021	67.7	Sep 2021	51.717	13.2
Myanmar	13.6	-	9.0	-	4.339	13.7
Philippines	75.2	Nov 2021	19.5	Apr 2022	19.342	25.2
Singapore	>80.0	May 2021	>80.3	Jul 2021	6.279	0.3
Thailand	76.3	Oct 2021	40.7	Dec 2021	20.854	32.9
Vietnam	66.2	Oct 2021	25.5	Dec 2021	13.191	4.2



Report generated by  
**ASEAN Biodiaspora Virtual Center (ABVC)**  
 in collaboration with **Bluedot Inc.**  
 Email: [support@biodiaspora.org](mailto:support@biodiaspora.org)

