

COVID-19 Situational Report in the ASEAN Region

ASEAN BioDiaspora Virtual Center (ABVC)

as of November 15, 2021



COVID-19: Highlights and Situation Overview

Global Update

- Worldwide, there have been over 254 million cases and over 5 million deaths attributed to COVID-19.
- According to the World Health Organization (WHO), 3.1 million (2.7% increase) new cases and over 48,000 (3.5% decline) new deaths were reported globally during the week of November 1 to November 7. The European region continues to be the only region to report an increase (7%) in new cases. In addition, the European region is also the only region to report an increase (10%) in new deaths compared to last week. The largest decrease in new cases and deaths were reported by the South-East Asia region with a 13% and 29% decline, respectively. Based on the BlueDot COVID-19 Data Suite, as of November 11, the top five countries with the highest seven-day rolling average number of daily new cases are the United States, Russia, United Kingdom, Germany, and Turkey. The top five countries/territories with the highest seven-day rolling average number of daily new cases per million population are the Cayman Islands, Slovenia, Croatia, Georgia, and Austria. As of November 11, Europe is the continent with the largest proportion of countries (47%, or 24 out of 51) with a high incidence rate (>350 per 100,000 over the past 14 days) and a stable or increasing trend in daily new cases over the last seven days. Oceania has the highest proportion of countries (19%, or three out of 16) with a low (≤ 140) to moderate (140.1 - 350) incidence rate and an increasing trend in new cases over the last seven days, followed closely by Europe (18%, or nine out of 51). Africa has the highest proportion of countries (79%, or 44 out of 56) reporting a low incidence rate (≤ 140) with a stable or decreasing trend in new cases.

Regional Update

- Thailand's Bangkok Metropolitan Administration (BMA) has allowed schools to offer on-site classroom starting from November 15 (Monday), after over 80% of secondary school students in the province have been vaccinated against COVID-19 and the number of daily infections have declined continually. Bangkok authority said that schools which will reopen must comply to Ministry of Education's "Sandbox: Safety Zone in School" measures, which include the implementation of DMHT-RC and SSET-CQ practices. The DMHT-RC refers to Distancing, Mask wearing, Hand washing, Testing for Covid, Reducing crowdedness, and Cleaning. Meanwhile, the SSET-CQ practices include Self-care, using serving Spoon, Eating hot foods, Tracking movement, Checking oneself, and Quarantine. He added that each classroom will have not over 25 students and that schools may consider offering one-site classroom every other day and providing online classroom if necessary. In case a new patient was found in a classroom, BMA will issue an order to shut down the class for three days for cleaning, however, if patients were found in more than one classes, the school may consider shutting down the entire grade for three days for cleaning. BMA will also employ 7 anti-Covid measures for non-boarding schools provided by Ministry of Public Health, which include self-evaluating via Thai Stop COVID Plus (TSC)+ platform, organizing classroom activities in small bubbles, providing clean and nutritious food, using standardized ventilation and waste management system, preparing school isolation facility, providing sealed routes for commuting students and staff, and setting up School Pass system whereas students and staff must perform Antigen Test Kits (ATK) tests every 7 days.

Vaccine Update

- A total of 10 countries accounted for 67.6% of all vaccinations administered globally as of November 11. The top five countries/territories with the highest number of cumulative people fully vaccinated per 100,000 population are Gibraltar (118,170), United Arab Emirates (87,810), Portugal (87,560), Singapore (86,250), and Malta (83,300). Conversely, the top five countries with the lowest number of cumulative people fully vaccinated per 100,000 population are Burundi (0), Congo (Kinshasa) (40), Haiti (340), Chad (360), and South Sudan (520).
- Malaysia reported a total of 22,297,446 individuals, or 95.2% of Malaysia's adult population, have completed COVID-19 vaccinations as of November 14 (Sunday). Based on data from the ministry's CovidNow portal, 97.6% of adults in the country, or 22,865,060 individuals, have received at least one dose of a two-dose COVID-19 vaccine. As for adolescents aged 12 to 17, a total of 2,735,720 individuals, or 86.9%, have received at least one dose of the vaccine while 2,512,231, or 79.8%, have completed the vaccination process. A total of 43,731 vaccine doses were dispensed on Sunday wherein 9,959 of which were for second doses, 3,117 as first dose and 30,655 booster doses, bringing the total number of doses administered under the National COVID-19 Immunization Programme to 51,196,152.
- Laos' Prime Minister has ordered health authorities to begin vaccinating children aged 12 years and older so that schools can reopen. The country's Prime Minister (PM) has issued an order this week asking authorities in charge to calculate the number of people in the 12-17 age group, which is the latest target group for immunization. In his Executive Order No. 24, the PM told authorities to start vaccinating this age group this month in the hope that schools can reopen in the near future. Efforts to reopen schools come after mounting concern about the quality of education after most schools across the country were forced to run classes online as a result of the escalating COVID-19 outbreak. Authorities were also told to review the progress made in vaccinating people aged 18 and older and to ensure that jabs are administered to people who are still unvaccinated. The prime minister instructed ministers, provincial governors and other senior state officials to oversee and push for the rollout of COVID-19 vaccinations to ensure Laos reaches the target to vaccinate at least 50% of the adult population by the end of this year and at least 80% by the end of next year.
- Cambodia has administered at least one dose of COVID-19 vaccines to 14.01 million people, or 87.6% of its 16-million population. According to the Ministry of Health (MOH), among the first-dose recipients, 13.18 million, or 82.4%, have been fully vaccinated with both required shots, and 2 million or 12.5%, have received a third dose or a booster dose.

Travel Advisories (new update/s)

- Brunei: According to the Brunei Prime Minister's Office (PMO), the temporary suspension on cross-border activities has been extended for another 15 days, from November 16-30. The temporary suspension applies to entry of foreign nationals via land and sea ports, including transits through Brunei except for entry and transit travels granted approval by the Brunei Government. Entry and transits through the Sultanate may only be considered for transit vehicles with permits issued by the government, provided the travellers have attained endorsement from their local authorities for their travels. They will be subject to existing entry conditions and procedures, for the purposes of official government travel, students required to attend school, emergency services (such as ambulances, police and military), and vaccinated foreign-registered transport operators with cross-country permits issued by the government of Brunei Darussalam for import deliveries of essential goods. The suspension also applies to entry and exit-country travels of commuters via land and sea ports for the purpose of work. The conditions for the consideration of entry and exit travel are subject to review by the Steering Committee for COVID-19.

- Cambodia: The country's Prime Minister has decided to lift all quarantine requirements for fully vaccinated travellers and visitors - both Cambodians and foreign nationals - effective from November 15 onward. In a special message addressed to officials and relevant authorities on November 14, the Prime Minister said that this policy will enable the country to fully reopen and that it mirrored the policies of other countries in the region. He also emphasized that any unvaccinated travellers must still undergo a 14-day quarantine. He added that fully vaccinated travellers will only need to take a rapid test and wait for the results at their accommodation. If the results are negative, travellers can then travel anywhere in Cambodia.

Cases and Deaths as of 15 November 2021

- As of 15 November 2021 (2PM, GMT+8), worldwide, there were **254,412,540** confirmed cases, including **5,121,635** deaths. Globally, Case Fatality Rate (CFR) was **2.0**.
- In **China**, there were **127,209** confirmed cases with **5,697** deaths, including deaths in Hong Kong (213) and Taiwan (848). Confirmed cases in China include confirmed cases in Hong Kong (12,382), Macau (77), and Taiwan (16,487). CFR was **4.5**.
- **13,595,761 confirmed cases** of COVID-19 have been reported in the ASEAN region with a total of **284,599 deaths**, with a CFR of **2.1**.

REGION	COUNTRY	FIRST CONFIRMED CASE(S)	LATEST REPORT ON CONFIRMED CASE(S)	TOTAL CONFIRMED CASES	NEW CASES (7-DAY ROLLING AVERAGE)	TOTAL DEATHS	NEW DEATHS (7-DAY ROLLING AVERAGE)	CASE FATALITY RATE	CUMULATIVE CASES/ 100,000	NUMBER OF TESTS LAST 14 DAYS/ 100,000	CUMULATIVE VACCINATED	CUMULATIVE FULLY VACCINATED	FULLY VACCINATED / 100
ASEAN REGION	Brunei	10-Mar-20	14-Nov-21	14,215	- (56)	96	- (0)	0.7%	3,271		376,127	292,124	66.2
	Cambodia	27-Jan-20	14-Nov-21	119,536	55 (63)	2,867	6 (5)	2.4%	725	-	14,045,675	13,199,809	77.9
	Indonesia	02-Mar-20	14-Nov-21	4,250,855	339 (384)	143,659	15 (16)	3.4%	1,571	-	129,710,190	83,418,086	30.2
	Lao PDR	24-Mar-20	14-Nov-21	54,192	- (879)	99	- (2)	0.2%	742	734	3,251,958	2,776,646	37.6
	Malaysia	25-Jan-20	14-Nov-21	2,546,309	- (4,977)	29,676	- (49)	1.2%	7,954	4,024	25,565,784	24,778,711	75.6
	Myanmar	23-Mar-20	14-Nov-21	513,262	714 (921)	18,929	16 (15)	3.7%	950	-	13,905,795	8,247,188	15.1
	Philippines	30-Jan-20	14-Nov-21	2,816,980	1,900 (1967)	45,581	309 (164)	1.6%	2,606	293	32,954,936	36,907,827	33.2
	Singapore	23-Jan-20	14-Nov-21	235,480	2,304 (2,814)	576	14 (14)	0.2%	4,129	4,805	4,759,748	4,703,751	86.3
	Thailand	13-Jan-20	14-Nov-21	2,018,410	7,079 (7,202)	20,034	47 (53)	1.0%	2,899	423	44,809,613	35,800,674	51.2
Vietnam	23-Jan-20	14-Nov-21	1,026,522	8,176 (8,263)	23,082	64 (79)	2.2%	1,064	1,284	64,073,710	33,758,048	34.4	
				13,595,761	20,567	284,599	471	2.1%					

- **240,695,760 confirmed cases** of COVID-19 have been reported in **223 countries/states** (other than China, Hong Kong, Taiwan, Macau, and ASEAN countries):

REGION	COUNTRY	FIRST CONFIRMED CASE(S)	LATEST REPORT ON CONFIRMED CASE(S)	TOTAL CONFIRMED CASES	NEW CASES	TOTAL DEATHS	NEW DEATHS	CASE FATALITY RATE	CUMULATIVE CASES/ 100,000	NUMBER OF TESTS LAST 14 DAYS/ 100,000	CUMULATIVE IMMUNIZED	CUMULATIVE FULLY VACCINATED	FULLY VACCINATED/ 100
ASIA PACIFIC	Japan	16 Jan 2020	14-Nov-21	1,722,180	134	18,238	2	1.1%	1,364	412	99,092,741	94,589,255	75.0
	South Korea	20 Jan 2020	14-Nov-21	395,460	2,418	3,103	20	0.8%	765	-	41,904,606	39,997,410	78.0
	Nepal	24 Jan 2020	14-Nov-21	816,966	291	11,477	6	1.4%	2,856	222	8,736,532	7,436,714	25.1

Australia	25 Jan 2020	14-Nov-21	189,588	1,094	1,882	5	1.0%	739	6,597	19,541,933	17,835,028	69.2
Sri Lanka	27 Jan 2020	14-Nov-21	551,343	1,843	13,995	23	2.5%	2,529	287	15,857,906	13,621,704	63.4
India	30 Jan 2020	13-Nov-21	34,437,307	-	463,530	-	1.3%	2,520	933	751,481,608	367,698,745	26.4
Afghanistan	24 Feb 2020	14-Nov-21	156,552	42	7,293	1	4.7%	412		3,097,293	2,755,517	6.9
Pakistan	26 Feb 2020	14-Nov-21	1,279,636	263	28,606	11	2.2%	591	283	77,877,215	47,804,912	21.2
New Zealand	28 Feb 2020	14-Nov-21	8,692	210	33	-	0.4%	177	7,386	3,793,380	3,403,706	66.4
Bhutan	05 Mar 2020	13-Nov-21	2,625	-	3	-	0.1%	344	1,805	588,307	559,839	71.8
Maldives	07 Mar 2020	14-Nov-21	89,840	127	247	-	0.3%	16,921	7,074	395,004	360,584	66.3
Bangladesh	08 Mar 2020	13-Nov-21	1,572,278	-	27,918	-	1.8%	964	120	51,299,236	32,538,709	19.6
Mongolia	10 Mar 2020	14-Nov-21	372,853	666	1,878	9	0.5%	11,561	2,943	2,257,457	2,144,425	64.4
Turkey	10 Mar 2020	14-Nov-21	8,408,166	21,624	73,531	189	0.9%	10,078	4,727	55,810,636	49,594,716	58.3
French Polynesia	12 Mar 2020	10-Nov-21	46,756	-	636	-	1.4%	16,741		157,343	147,185	52.1
Guam	15 Mar 2020	14-Nov-21	18,913	22	258	-	1.4%	11,305		133,124	122,231	72.6
New Caledonia	17 Mar 2020	14-Nov-21	11,573	10	272	-	2.4%	4,021		177,450	162,552	56.4
Fiji	18 Mar 2020	12-Nov-21	52,397	-	679	-	1.3%	5,888	-	630,524	566,364	62.7
Papua New Guinea	21 Mar 2020	12-Nov-21	32,830	-	430	-	1.3%	374	-	183,856	106,657	1.2
Timor Leste	21 Mar 2020	11-Nov-21	19,809	-	122	-	0.6%	1,532	-	587,392	382,227	28.4
Northern Mariana Islands	28 Mar 2020	04-Nov-21	342	-	3	-	0.9%	598		38,208	35,175	67.8
North Korea	24 Jul 2020	25-Jul-20	1	-	-	-	0.0%	0				
Solomon Islands	03 Oct 2020	16-Apr-21	20	-	-	-	0.0%	3		135,995	35,567	5.1
Wallis et Futuna	17 Oct 2020	06-May-21	445	-	7	-	1.6%	2,777		5,966	5,808	52.4
Marshall Islands	26 Oct 2020	17-Nov-20	4	-	-	-	0.0%	7		24,653	21,512	27.7
Vanuatu	11 Nov 2020	24-Oct-21	6	-	1	-	16.7%	2		80,551	34,361	10.9
Samoa	18 Nov 2020	12-Feb-21	3	-	-	-	0.0%	2		133,465	84,252	42.1
Micronesia	11 Jan 2021	11-Jan-21	1	-	-	-	0.0%	1		47,340	41,551	40.6
Palau	31 May 2021	08-Oct-21	8	-	-	-	0.0%	44		18,037	15,748	73.1

	Tonga	05 Nov 2021	05-Nov-21	1	-				1				
AMERICAS	USA	21 Jan 2020	14-Nov-21	47,909,659	17,662	783,535	96	1.6%	14,596	2,740	226,157,226	193,487,135	57.5
	Canada	25 Jan 2020	14-Nov-21	1,748,388	1,475	29,337	13	1.7%	4,600	2,205	30,042,348	28,653,150	75.3
	Brazil	26 Feb 2020	13-Nov-21	21,957,514	-	611,480	-	2.8%	10,369	2	161,787,056	126,202,217	59.0
	Mexico	28 Feb 2020	13-Nov-21	3,844,791	-	291,089	-	7.6%	3,014	109	75,260,370	62,881,897	48.3
	Saint Martin	01 Mar 2020	29-Oct-21	3,872	-	56	-	1.4%	10,189				
	Ecuador	01 Mar 2020	07-Nov-21	519,560	-	32,989	-	6.3%	2,991	89	12,686,924	10,344,290	57.8
	Dominican Republic	01 Mar 2020	14-Nov-21	395,856	1,248	4,170	4	1.1%	3,686	-	6,816,238	5,460,820	49.9
	Chile	03 Mar 2020	14-Nov-21	1,726,481	2,753	37,975	24	2.2%	9,110	3,645	16,694,916	15,712,884	81.8
	Argentina	03 Mar 2020	14-Nov-21	5,305,742	591	116,232	4	2.2%	11,807	265	35,716,404	27,201,986	59.7
	Peru	05 Mar 2020	13-Nov-21	2,213,548	-	200,605	-	9.1%	6,809	-	20,739,474	16,312,821	48.9
	Costa Rica	06 Mar 2020	12-Nov-21	564,159	-	7,197	-	1.3%	11,177	515	3,790,500	2,922,621	56.9
	Colombia	06 Mar 2020	14-Nov-21	5,031,945	2,610	127,809	43	2.5%	9,996	899	32,722,820	22,626,221	44.1
	French Guiana	06 Mar 2020	12-Nov-21	45,366	-	322	-	0.7%	23,204				
	Martinique	06 Mar 2020	07-Nov-21	43,881	-	700	-	1.6%	10,137				
	Paraguay	07 Mar 2020	13-Nov-21	461,912	-	16,335	-	3.5%	6,557	263	3,180,418	2,508,250	34.7
	Panama	10 Mar 2020	13-Nov-21	474,453	-	7,341	-	1.5%	11,173	1,056	2,988,215	2,394,051	54.6
	Bolivia	10 Mar 2020	12-Nov-21	522,530	-	19,004	-	3.6%	4,539	461	4,619,842	3,913,343	33.1
	Honduras	11 Mar 2020	12-Nov-21	376,967	-	10,353	-	2.7%	3,868		3,957,957	3,622,891	36.0
	Cuba	11 Mar 2020	14-Nov-21	958,738	348	8,282	3	0.9%	8,459	-	10,070,476	8,138,612	71.9
	Guyana	11 Mar 2020	13-Nov-21	36,741	-	957	-	2.6%	4,694		390,110	258,864	32.8
Jamaica	12 Mar 2020	14-Nov-21	90,209	60	2,327	5	2.6%	3,060	353	624,530	472,622	15.9	
St Vincent and the Grenadines	12 Mar 2020	13-Nov-21	5,270	-	71	-	1.3%	4,765	1,114	28,255	20,298	18.2	
Saint Lucia	13 Mar 2020	12-Nov-21	12,827	-	269	-	2.1%	7,017		52,563	43,620	23.7	
Trinidad and Tobago	13 Mar 2020	14-Nov-21	62,267	345	1,858	8	3.0%	4,464	-	631,871	626,652	44.7	
Venezuela	13 Mar 2020	13-Nov-21	418,900	-	5,019	-	1.2%	1,469		13,858,057	9,271,857	32.3	
Guatemala	13 Mar 2020	13-Nov-21	610,004	-	15,714	-	2.6%	3,674	473	5,546,644	3,577,564	19.6	
Uruguay	13 Mar 2020	13-Nov-21	396,402	-	6,101	-	1.5%	11,451	-	2,771,762	2,634,383	75.6	
Curacao	13 Mar 2020	13-Nov-21	17,216	-	175	-	1.0%	10,928		101,959	93,750	56.9	
Puerto Rico	13 Mar 2020	14-Nov-21	186,543	93	3,257	-	1.7%	5,841		2,668,266	2,369,005	74.2	

Suriname	13 Mar 2020	14-Nov-21	50,046	33	1,136	3	2.3%	8,608		253,691	210,102	35.5
Antigua and Barbuda	13 Mar 2020	13-Nov-21	4,118	-	107	-	2.6%	4,240	-	58,497	52,689	53.4
Guadeloupe	13 Mar 2020	10-Nov-21	54,920	-	745	-	1.4%	12,397				
Cayman Islands	13 Mar 2020	10-Nov-21	3,427	-	2	-	0.1%	5,277		56,887	54,690	82.2
Aruba	14 Mar 2020	13-Nov-21	16,076	-	172	-	1.1%	15,121		83,183	77,378	72.2
Bahamas	15 Mar 2020	12-Nov-21	22,572	-	665	-	2.9%	5,795	999	143,726	128,242	32.3
US Virgin Islands	16 Mar 2020	12-Nov-21	7,364	-	84	-	1.1%	6,906		56,832	49,960	47.0
Sint Maarten	17 Mar 2020	13-Nov-21	4,532	-	75	-	1.7%	11,126		26,524	24,421	56.2
Montserrat	17 Mar 2020	09-Oct-21	41	-	1	-	2.4%	439		1,502	1,409	28.3
Barbados	17 Mar 2020	14-Nov-21	22,093	216	193	2	0.9%	7,697		151,082	131,187	45.6
El Salvador	18 Mar 2020	13-Nov-21	117,884	-	3,728	-	3.2%	1,827	-	4,374,244	3,966,814	60.9
Nicaragua	18 Mar 2020	09-Nov-21	16,877	-	207	-	1.2%	258		1,249,238	563,164	8.4
Bermuda	18 Mar 2020	12-Nov-21	5,708	-	106	-	1.9%	8,930		48,464	47,365	76.3
Haiti	19 Mar 2020	12-Nov-21	24,543	-	708	-	2.9%	218		97,950	40,721	0.4
Dominica	22 Mar 2020	11-Nov-21	5,235	-	34	-	0.6%	7,290		28,207	25,748	35.7
Grenada	22 Mar 2020	08-Nov-21	5,863	-	200	-	3.4%	5,235		38,704	32,157	28.5
Belize	23 Mar 2020	12-Nov-21	28,899	-	534	-	1.8%	7,403	4,078	225,088	202,333	50.0
Turks and Caicos Islands	23 Mar 2020	13-Nov-21	3,035	-	23	-	0.8%	7,947		29,210	27,133	69.2
Saint Kitts and Nevis	24 Mar 2020	12-Nov-21	2,745	-	27	-	1.0%	5,197	4,102	26,215	24,657	46.1
British Virgin Islands	25 Mar 2020	06-Oct-21	2,725	-	37	-	1.4%	9,074		18,041	16,336	53.7
Anguilla	26 Mar 2020	12-Nov-21	1,137	-	4	-	0.4%	8,579		9,624	9,158	60.6
Caribbean Netherlands	01 Apr 2020	13-Nov-21	2,616	-	21	-	0.8%	14,524		19,109	16,736	63.3
Falkland Islands	03 Apr 2020	04-Nov-21	72	-	-	-	0.0%	2,729		2,632	1,775	50.3
Saint Pierre and Miquelon	05 Apr 2020	04-Oct-21	32	-	-	-	0.0%	456				
Saint Barthelemy	25 Jul 2020	21-Oct-21	1,589	-	6	-	0.4%	18,805				
EUROPE												
France	24 Jan 2020	14-Nov-21	7,287,645	12,496	118,154	17	1.6%	10,867		51,471,669	46,312,482	68.6
Germany	27 Jan 2020	14-Nov-21	5,053,017	28,348	98,194	35	1.9%	6,078	1,403	58,223,200	56,141,195	66.9
Finland	29 Jan 2020	11-Nov-21	167,119	-	1,216	-	0.7%	3,027	2,268	4,255,751	3,961,937	71.4

Italy	30 Jan 2020	14-Nov-21	4,860,061	7,565	132,775	36	2.7%	8,060	8,401	46,846,492	43,772,698	72.5
Russian Federation	31 Jan 2020	14-Nov-21	9,070,674	38,823	255,386	1,219	2.8%	6,283	6,007	60,561,971	50,991,092	35.0
Spain	31 Jan 2020	12-Nov-21	5,047,156	-	87,673	-	1.7%	10,721	1,076	38,144,625	37,448,743	80.1
Sweden	31 Jan 2020	11-Nov-21	1,182,471	-	15,082	-	1.3%	11,497		7,276,486	6,964,838	68.6
United Kingdom of Great Britain	31 Jan 2020	14-Nov-21	9,561,099	36,128	142,898	63	1.5%	14,306	13,057	50,525,259	45,985,795	67.4
Belgium	05 Feb 2020	13-Nov-21	1,484,712	-	26,321	-	1.8%	12,928	6,101	8,757,699	8,613,555	74.1
Switzerland	25 Feb 2020	13-Nov-21	909,034	-	11,341	-	1.2%	10,601	3,960	5,775,656	5,609,979	64.4
Austria	25 Feb 2020	14-Nov-21	959,652	11,552	11,706	17	1.2%	10,810	60,312	6,101,691	5,733,743	63.4
Croatia	25 Feb 2020	14-Nov-21	538,752	4,151	9,881	41	1.8%	13,245	3,940	2,024,193	1,851,543	45.4
Norway	26 Feb 2020	13-Nov-21	227,370	-	950	-	0.4%	4,252	2,820	4,219,037	3,772,054	69.0
Romania	26 Feb 2020	14-Nov-21	1,742,304	3,021	53,069	233	3.0%	9,001	4,010	7,331,734	6,737,769	35.2
Estonia	26 Feb 2020	14-Nov-21	212,096	561	1,673	5	0.8%	15,988	6,553	813,719	773,092	58.3
Georgia	26 Feb 2020	14-Nov-21	784,091	3,700	10,975	81	1.4%	21,076	-	1,080,219	966,143	24.3
North Macedonia	26 Feb 2020	14-Nov-21	209,277	285	7,328	8	3.5%	10,045	-	852,669	780,456	37.5
Greece	26 Feb 2020	14-Nov-21	831,874	3,842	16,766	80	2.0%	7,763	30,050	6,797,021	6,464,346	62.3
Denmark	27 Feb 2020	14-Nov-21	423,322	3,223	2,767	7	0.7%	7,275	22,451	4,508,922	4,425,979	76.1
San Marino	27 Feb 2020	07-Nov-21	5,598	-	92	-	1.6%	16,533		25,173	22,329	65.7
Lithuania	27 Feb 2020	14-Nov-21	443,228	1,444	6,317	24	1.4%	15,904	7,276	1,838,056	1,748,763	65.0
Netherlands	27 Feb 2020	14-Nov-21	2,295,107	12,024	18,734	6	0.8%	13,241	1,743	13,104,286	12,571,545	73.2
Azerbaijan	27 Feb 2020	14-Nov-21	560,853	2,422	7,445	29	1.3%	5,595	1,254	5,018,158	4,473,436	43.8
Belarus	28 Feb 2020	14-Nov-21	627,478	1,886	4,848	14	0.8%	6,628	4,526	3,111,709	2,297,926	24.3
Iceland	28 Feb 2020	12-Nov-21	15,321	-	34	-	0.2%	4,240	7,900	283,668	279,541	81.4
Ireland	28 Feb 2020	14-Nov-21	498,448	3,805	5,566	-	1.1%	10,087	6,440	3,831,012	3,763,443	75.5
Monaco	29 Feb 2020	13-Nov-21	3,478	-	36	-	1.0%	8,926		26,672	23,308	59.0
Czech Republic	01 Mar 2020	14-Nov-21	1,890,405	9,199	31,481	50	1.7%	17,717		6,412,066	6,184,098	57.7
Luxembourg	01 Mar 2020	11-Nov-21	84,248	-	855	-	1.0%	13,591	4,355	445,064	418,437	65.9
Armenia	01 Mar 2020	14-Nov-21	328,963	882	7,016	40	2.1%	11,122	3,997	579,360	252,496	8.5
Latvia	02 Mar 2020	14-Nov-21	240,340	765	3,762	28	1.6%	12,565	10,922	1,226,743	1,105,416	59.2
Portugal	02 Mar 2020	14-Nov-21	1,107,488	1,483	18,257	15	1.6%	10,784	3,271	9,037,865	8,902,861	87.6

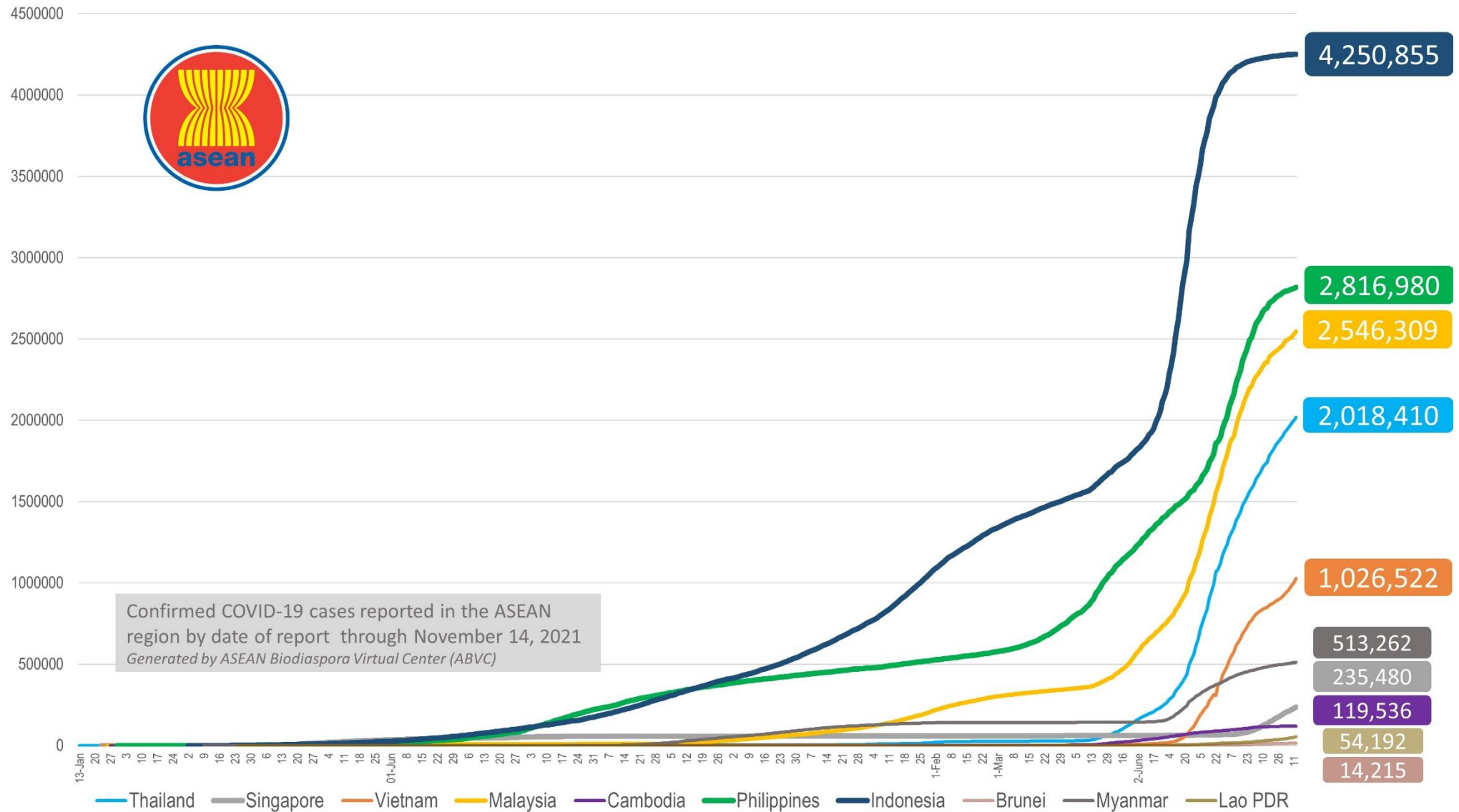
Andorra	02 Mar 2020	12-Nov-21	15,819	-	130	-	0.8%	20,506	4,391	54,999	49,535	64.0	
Liechtenstein	03 Mar 2020	14-Nov-21	3,798	22	61	-	1.6%	9,990	3,603	25,450	24,772	64.8	
Ukraine	03 Mar 2020	14-Nov-21	3,217,639	14,490	76,705	403	2.4%	7,249	1,854	12,187,559	8,686,625	20.0	
Slovenia	04 Mar 2020	14-Nov-21	378,142	2,367	4,940	22	1.3%	18,111	4,070	1,207,767	1,131,251	54.4	
Hungary	04 Mar 2020	12-Nov-21	939,784	-	31,867	-	3.4%	9,619	3,903	5,992,142	5,768,941	59.9	
Poland	04 Mar 2020	14-Nov-21	3,204,515	14,448	78,867	46	2.5%	8,439	1,822	20,458,397	20,134,376	53.3	
Faroe Islands	04 Mar 2020	13-Nov-21	2,903	-	8	-	0.3%	5,964		40,205	38,142	77.8	
Bosnia and Herzegovina	05 Mar 2020	12-Nov-21	263,587	-	11,962	-	4.5%	7,985	1,250	833,233	720,641	22.1	
Gibraltar	05 Mar 2020	14-Nov-21	6,509	45	98	-	1.5%	19,314		40,763	39,814	118.2	
Slovakia	06 Mar 2020	14-Nov-21	560,100	5,804	13,537	52	2.4%	10,269	9,038	2,535,967	2,322,437	42.5	
Serbia	06 Mar 2020	14-Nov-21	1,211,163	2,777	10,839	58	0.9%	17,439	3,081	3,194,810	3,033,202	44.1	
Vatican City	06 Mar 2020	17-Oct-20	27	-	-	-	0.0%	2,932					
Malta	07 Mar 2020	13-Nov-21	38,168	-	462	-	1.2%	7,593	4,405	432,980	430,414	83.4	
Moldova	07 Mar 2020	14-Nov-21	352,822	152	8,495	49	2.4%	13,276	5,145	884,590	901,624	22.4	
Bulgaria	08 Mar 2020	13-Nov-21	654,819	-	26,191	-	4.0%	9,387	8,399	1,532,911	1,620,045	23.5	
Albania	09 Mar 2020	14-Nov-21	193,075	475	2,990	4	1.5%	6,765	-	1,042,227	916,432	31.9	
Cyprus	09 Mar 2020	07-Nov-21	124,225	-	577	-	0.5%	10,364	49,935	609,161	574,337	64.1	
Channel Islands	09 Mar 2020	12-Nov-21	2,615	-	23	-	0.9%	4,009		32,969	13,618	21.5	
Jersey	10 Mar 2020	12-Nov-21	11,904	-	80	-	0.7%	13,108		79,076	74,737	73.9	
Kazakhstan	13 Mar 2020	14-Nov-21	956,499	1,133	12,419	17	1.3%	5,166	-	8,521,371	7,800,190	41.1	
Kosovo	13 Mar 2020	12-Nov-21	160,911	-	2,978	-	1.9%	8,968					
Uzbekistan	15 Mar 2020	14-Nov-21	189,683	225	1,356	2	0.7%	565		15,199,786	5,882,086	17.3	
Greenland	16 Mar 2020	12-Nov-21	990	-	-	-	0.0%	1,761		40,125	37,258	65.5	
Montenegro	17 Mar 2020	14-Nov-21	152,087	357	2,207	7	1.5%	24,446		264,937	248,816	39.6	
Kyrgyzstan	18 Mar 2020	14-Nov-21	182,341	74	2,704	2	1.5%	2,824		1,038,142	813,479	12.3	
Isle of Man	19 Mar 2020	14-Nov-21	10,255	30	64	-	0.6%	12,124		68,141	64,720	75.8	
Tajikistan	30 Apr 2020	12-Nov-21	17,091	-	124	-	0.7%	183		2,714,911	2,137,123	21.9	
MIDDLE EAST	UAE	29 Jan 2020	14-Nov-21	740,945	66	2,143	-	0.3%	7,583	31,590	9,781,743	8,812,470	88.2
	Iran	19 Feb 2020	14-Nov-21	6,037,718	6,143	128,167	125	2.1%	7,282	1,846	55,576,533	42,183,468	49.6
	Israel	21 Feb 2020	14-Nov-21	1,337,153	271	8,143	3	0.6%	14,770	10,031	6,256,219	5,752,941	61.9
	Lebanon	21 Feb 2020	13-Nov-21	651,788	-	8,577	-	1.3%	9,507	-	1,834,730	1,604,097	23.7
	Kuwait	24 Feb 2020	14-Nov-21	413,008	26	2,462	-	0.6%	9,817	4,033	1,452,148	923,307	21.3

	Oman	24 Feb 2020	14-Nov-21	304,429	9	4,113	-	1.4%	6,119		3,089,635	2,733,021	52.3	
	Bahrain	24 Feb 2020	14-Nov-21	277,223	22	1,393	-	0.5%	16,892	10,527	1,183,392	1,147,983	65.7	
	Iraq	24 Feb 2020	14-Nov-21	2,069,247	859	23,503	20	1.1%	5,264	419	6,062,577	3,570,258	8.7	
	Qatar	29 Feb 2020	14-Nov-21	241,089	124	611	-	0.3%	8,513	-	2,360,308	2,218,292	75.7	
	Saudi Arabia	02 Mar 2020	14-Nov-21	549,222	30	8,813	2	1.6%	1,603	1,197	24,388,956	21,976,248	62.2	
	Jordan	02 Mar 2020	13-Nov-21	889,671	-	11,215	-	1.3%	8,807	3,506	4,036,388	3,607,396	35.1	
	Palestine	05 Mar 2020	14-Nov-21	457,154	185	4,754	3	1.0%	9,757		1,499,846	1,292,573	24.8	
	Syria	22 Mar 2020	13-Nov-21	46,130	-	2,661	-	5.8%	270		807,249	503,394	2.8	
	Yemen	10 Apr 2020	13-Nov-21	9,918	-	1,923	-	19.4%	34		331,778	215,241	0.7	
AFRICA	Egypt	14 Feb 2020	13-Nov-21	343,026	-	19,435	-	5.7%	342		19,462,191	11,811,236	11.3	
	Algeria	25 Feb 2020	14-Nov-21	207,970	97	5,984	7	2.9%	483		6,418,827	4,897,288	11.0	
	Nigeria	28 Feb 2020	13-Nov-21	213,127	-	2,960	-	1.4%	106	26	5,776,679	3,152,648	1.5	
	Tunisia	02 Mar 2020	13-Nov-21	715,637	-	25,308	-	3.5%	6,119	322	5,790,783	4,723,670	39.6	
	Morocco	02 Mar 2020	14-Nov-21	948,226	69	14,743	3	1.6%	2,600	316	24,311,560	22,253,789	59.6	
	Senegal	02 Mar 2020	13-Nov-21	73,951	-	1,881	-	2.5%	454	81	1,281,042	879,073	5.1	
	South Africa	05 Mar 2020	14-Nov-21	2,925,939	262	89,484	8	3.1%	4,997	439	16,166,105	13,324,316	22.2	
	Cameroon	06 Mar 2020	11-Nov-21	106,190	-	1,770	-	1.7%	410		424,269	169,300	0.6	
	Togo	06 Mar 2020	14-Nov-21	26,158	10	243	-	0.9%	324	134	950,793	462,111	5.5	
	Burkina Faso	09 Mar 2020	10-Nov-21	15,281	-	234	-	1.5%	75		364,565	297,231	1.4	
		Democratic Republic of Congo	10 Mar 2020	12-Nov-21	57,729	-	1,099	-	1.9%	67		113,921	39,780	0.0
		Ivory Coast	11 Mar 2020	13-Nov-21	61,503	-	702	-	1.1%	239	82	2,487,429	1,054,356	3.9
		Reunion	11 Mar 2020	09-Nov-21	55,865	-	376	-	0.7%	7,190				
		Ghana	13 Mar 2020	05-Nov-21	130,608	-	1,203	-	0.9%	429	-	2,352,125	835,989	2.6
		Guinea	13 Mar 2020	09-Nov-21	30,715	-	387	-	1.3%	241		1,588,076	776,215	5.8
		Gabon	13 Mar 2020	13-Nov-21	36,692	-	266	-	0.7%	1,689	2,290	143,136	105,175	4.6
		Sudan	13 Mar 2020	24-Oct-21	40,433	-	3,099	-	7.7%	94		1,154,253	581,846	1.3
		Kenya	13 Mar 2020	14-Nov-21	254,297	21	5,316	-	2.1%	484	-	3,993,055	2,032,330	3.7
		Ethiopia	13 Mar 2020	14-Nov-21	368,822	176	6,623	10	1.8%	329	260	3,671,041	1,393,010	1.2
		Central African Republic	14 Mar 2020	12-Nov-21	11,666	-	101	-	0.9%	246		362,174	321,858	6.5
		Seychelles	14 Mar 2020	12-Nov-21	22,633	-	122	-	0.5%	23,184		81,375	76,796	77.6
		Rwanda	14 Mar 2020	14-Nov-21	100,136	11	1,338	-	1.3%	793	1,231	4,496,161	2,269,455	17.1
	Namibia	14 Mar 2020	13-Nov-21	129,041	-	3,565	-	2.8%	5,173	433	339,695	274,466	10.6	
	Swaziland	14 Mar 2020	13-Nov-21	46,472	-	1,245	-	2.7%	4,048		248,590	240,107	20.5	
	Mauritania	14 Mar 2020	13-Nov-21	38,069	-	807	-	2.1%	841	-	1,030,659	663,351	13.9	
	Mayotte	14 Mar 2020	12-Nov-21	20,769	-	185	-	0.9%	13,059					
	Equatorial Guinea	15 Mar 2020	11-Nov-21	13,485	-	168	-	1.2%	994	544	244,586	193,879	13.4	
	Republic of Congo	15 Mar 2020	08-Nov-21	18,153	-	309	-	1.7%	337		423,819	125,435	2.2	

Benin	16 Mar 2020	10-Nov-21	24,833	-	161	-	0.6%	210	-	304,596	265,501	2.1	
Liberia	16 Mar 2020	09-Nov-21	5,817	-	287	-	4.9%	118		393,975	371,645	7.2	
Tanzania	16 Mar 2020	04-Nov-21	26,196	-	725	-	2.8%	45		885,579	965,778	1.6	
Somalia	16 Mar 2020	11-Nov-21	22,837	-	1,313	-	5.7%	148		371,167	320,482	2.0	
Gambia	17 Mar 2020	10-Nov-21	9,980	-	341	-	3.4%	425	71	236,070	222,118	8.9	
Zambia	17 Mar 2020	14-Nov-21	209,983	12	3,666	2	1.7%	1,176	257	311,049	563,482	3.0	
Mauritius	18 Mar 2020	10-Nov-21	18,979	-	240	-	1.3%	1,499		906,214	858,131	67.4	
Djibouti	18 Mar 2020	13-Nov-21	13,495	-	186	-	1.4%	1,386		66,010	26,087	2.6	
Niger	19 Mar 2020	14-Nov-21	6,692	23	232	1	3.5%	29		498,894	397,212	1.6	
Chad	19 Mar 2020	01-Nov-21	5,105	-	175	-	3.4%	32		170,210	63,820	0.4	
Zimbabwe	20 Mar 2020	13-Nov-21	133,428	-	4,696	-	3.5%	911	197	3,462,939	2,692,431	17.8	
Cape Verde	20 Mar 2020	14-Nov-21	38,296	3	350	-	0.9%	6,964		295,571	231,320	41.2	
Madagascar	20 Mar 2020	10-Nov-21	43,672	-	964	-	2.2%	162	-	381,633	184,632	0.7	
Uganda	21 Mar 2020	12-Nov-21	126,923	-	3,238	-	2.6%	287	99	3,483,212	415,486	0.9	
Eritrea	21 Mar 2020	14-Nov-21	7,055	4	51	3	0.7%	199					
Angola	21 Mar 2020	13-Nov-21	64,899	-	1,727	-	2.7%	204		5,269,623	1,977,343	5.8	
Mozambique	22 Mar 2020	14-Nov-21	151,427	5	1,936	2	1.3%	499	77	4,858,830	2,600,608	8.1	
Libya	24 Mar 2020	13-Nov-21	364,675	-	5,296	-	1.5%	5,381		1,587,796	508,805	7.3	
Guinea-Bissau	25 Mar 2020	13-Nov-21	6,363	-	143	-	2.2%	331		289,658	17,766	0.9	
Mali	25 Mar 2020	14-Nov-21	16,666	23	585	-	3.5%	85		324,713	271,722	1.3	
Botswana	30 Mar 2020	11-Nov-21	193,701	-	2,411	-	1.2%	8,408	-	770,879	357,216	14.9	
Sierra Leone	31 Mar 2020	03-Oct-21	6,396	-	121	-	1.9%	82		603,654	302,686	3.7	
Burundi	31 Mar 2020	10-Nov-21	20,210	-	14	-	0.1%	175		938	147	-	
Malawi	02 Apr 2020	13-Nov-21	61,843	-	2,302	-	3.7%	332	-	1,022,443	570,638	2.9	
South Sudan	05 Apr 2020	12-Nov-21	12,558	-	133	-	1.1%	114	-	84,839	66,406	0.6	
Sao Tome and Principe	06 Apr 2020	09-Nov-21	3,730	-	56	-	1.5%	1,734		81,125	28,561	12.8	
Comoros	30 Apr 2020	13-Nov-21	4,388	-	149	-	3.4%	516		273,498	179,114	20.2	
Lesotho	13May 2020	12-Nov-21	21,688	-	660	-	3.0%	1,020		347,836	339,506	15.7	
			240,695,760	294,633	4,831,387	3,370	2.0%						

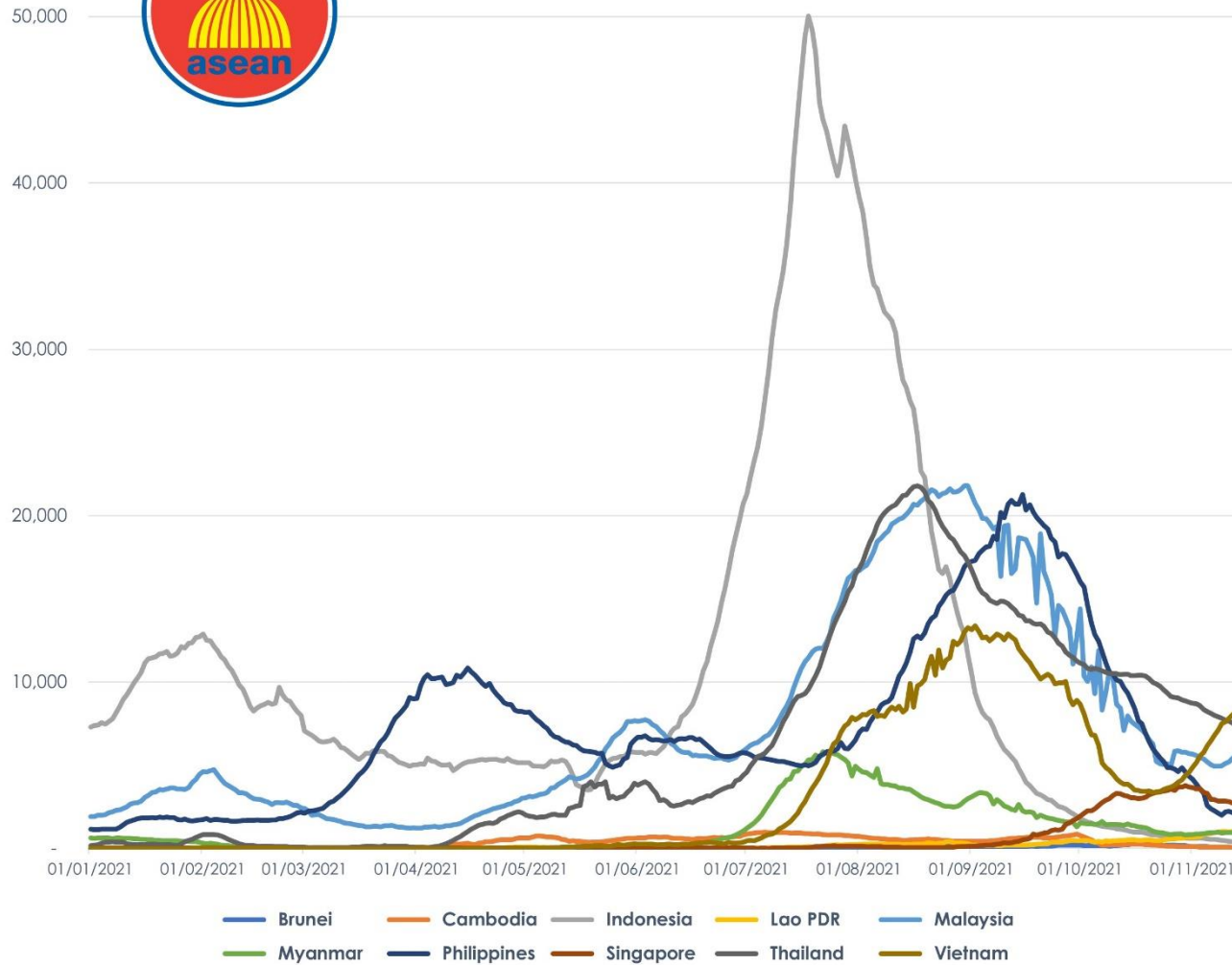
COVID-19 Epi curve among ASEAN Countries

as of 14 November 2021



7-Day Rolling Average of COVID-19 new cases

as of 14 November 2021

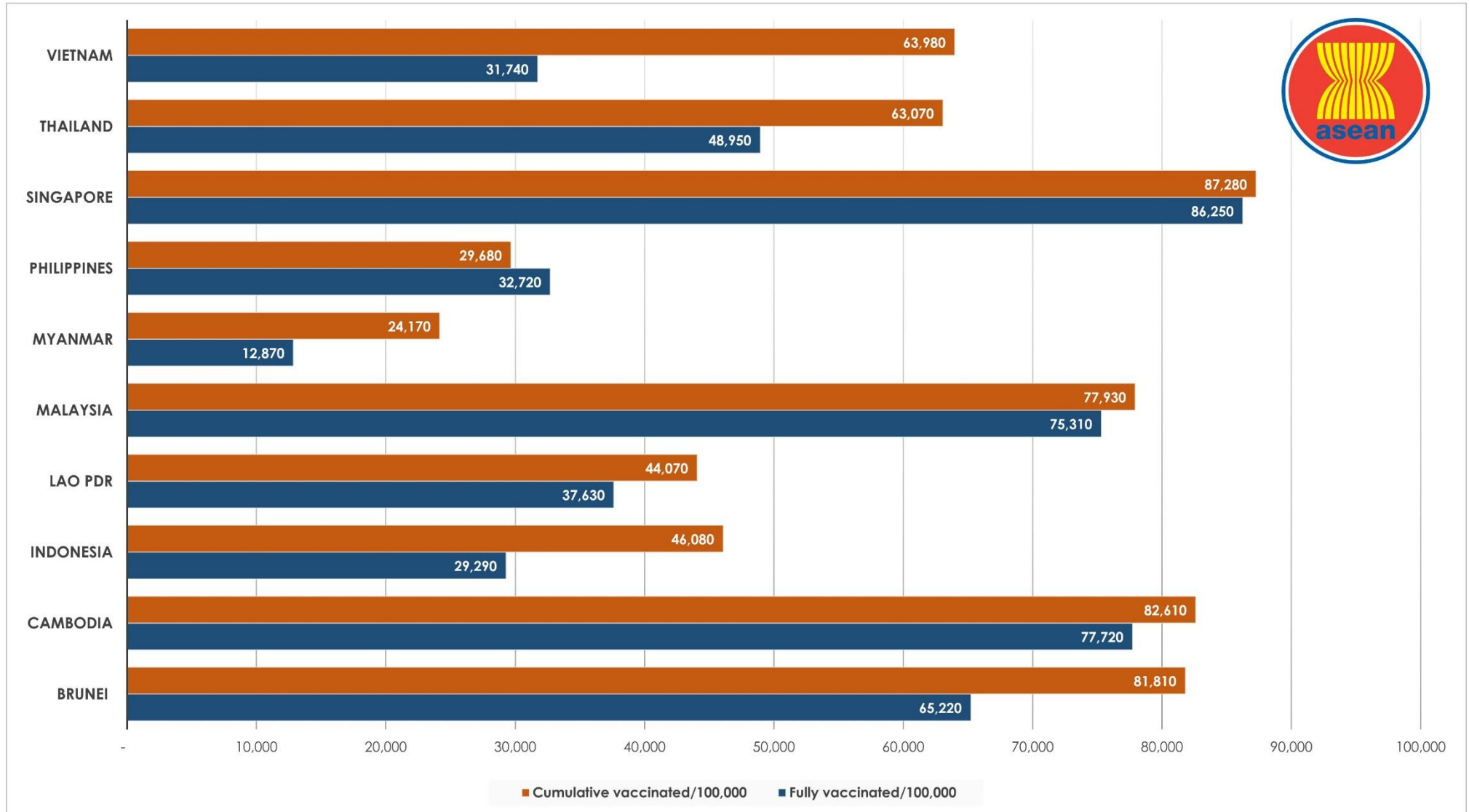


ASEAN Country	New Cases Rate of Change 7-Day Window*	P-value
Brunei	-5.13	0
Cambodia	-3.26	0
Indonesia	-26.83	0
Lao PDR	4.1	0.761
Malaysia	7.37	0.768
Myanmar	5.04	0.23
Philippines	-60.38	0.075
Singapore	-63.5	0.029
Thailand	-97.89	0
Vietnam	283.72	0

*Beta coefficient of linear line of best fit; equal to the rate of change in the 7-day rolling average of new cases over the past 7 days (as of November 14, 2021)

COVID-19 Vaccination Status


as of 14 November 2021



Note on Philippine data: Fully vaccinated was last updated one day ago, whereas cumulative people vaccinated has not been updated by the source since October 21, 2021.

Outlook Assessment

as of 12 November 2021

 ASEAN MEMBER STATE	REQUIREMENT							
	At least 80% of the high-risk population has been vaccinated with at least one dose of a COVID-19 vaccine.		At least 65% of the total population has a level of immunity to COVID-19; either recovered from COVID-19 or have been vaccinated with at least one dose of a COVID-19 vaccine.		Case levels are generally low (a 7-day rolling average number of daily new cases that is <10 cases per 100,000, with each day's past-14-day test positivity is consistently <5%).		Government Policy on containment and health (strictness and comprehensiveness in COVID-19 related government policies)	
	% of High risk population with one dose	Population vaccinated/day (7-day average)	% of Total population with one dose	Completion date (moderate case scenario)	Daily cases/100,000	Test positivity last 14 days	Containment and health index score -Oxford COVID-19 Government Response Tracker (OxCGRT)	Change over the past 30 days
Brunei	>90.0	0%/day	85.5	0.81%/day	14.18	Unknown	82.1/100	0.0
Cambodia	>90.0	0%/day	89.2	0.12%/day	0.40	Unknown	65.2/100	-5.1
Indonesia	>90.0	0%/day	50.2	0.31%/day	0.15	Unknown	56.6/100	0.0
Lao PDR	>90.0	0%/day	48.4	unknown	12.34	17.7	71.2/100	+0.9
Malaysia	>90.0	0%/day	80.1	0.02%/day	14.92	4.3	62.5/100	0.0
Myanmar	62.6	unknown-	27.0	Unknown	1.73	6.0	81.9/100	+8.9
Philippines	>90.0	0%/day	33.7	unknown	1.91	7.4	81.3/100	0.0
Singapore	>90.0	0%/day	85.0	unknown	51.17	16.7	64.3/100	-4.2
Thailand	>90.0	0%/day	66.1	0.27%/day	10.52	18.0	64.9/100	+1.8
Vietnam	>90.0	0%/day	69.0	1.02%/day	8.49	5.9	74.7/100	+6.5



Report generated by
ASEAN Biodiaspora Virtual Center (ABVC)
 in collaboration with **Bluedot Inc.**
 Email: support@biodiaspora.org

