

COVID-19 Situational Report in the ASEAN Region

ASEAN BioDiaspora Virtual Center (ABVC)

as of December 15, 2021



COVID-19: Highlights and Situation Overview

Global Update

- Worldwide, there have been over 271 million cases and over 5 million deaths attributed to COVID-19.
- As of December 13 (3:00 pm EST), a total of 5,890 confirmed cases of the Omicron variant (B.1.1.529) reported across 77 countries.

Country	Number of confirmed cases	Evidence of local transmission
Australia	42	Evidence of community transmission
Austria	17	
Belgium	68	
Botswana	26	
Brazil	6	
Canada	108	
Croatia	3	
Czech Republic	8	
Denmark	2371	
Finland	20	
France	59	
Germany	82	
Iceland	20	
India	38	
Israel	21	
Italy	13	
Namibia	18	
Nepal	3	
Nigeria	6	
Norway	958	
Portugal	49	
South Africa	633	
South Korea	63	
Spain	36	
Switzerland	16	

United Kingdom	820	
United States	72	
Zambia	3	
Zimbabwe	50	
Argentina	1	Imported cases only
Bahrain	1	
Bangladesh	2	
Bermuda	4	
Chile	2	
China	1	
Cuba	1	
Cyprus	3	
Estonia	26	
Fiji	2	
Greece	3	
Guernsey	1	
Ireland	10	
Japan	12	
Kuwait	1	
Latvia	5	
Lebanon	2	
Liechtenstein	1	
Malaysia	1	
Maldives	1	
Mauritius	2	
Mexico	1	
Pakistan	1	
Romania	8	
Russia	4	
Saudi Arabia	1	
Senegal	3	
Sierra Leone	1	
Singapore	2	
Slovakia	3	

Sri Lanka	2	
Sweden	23	
Taiwan	3	
Thailand	3	
Trinidad and Tobago	1	
Tunisia	1	
Uganda	7	
United Arab Emirates	1	
Gibraltar	3	Insufficient information
Turkey	6	
DRC	NA	
Luxembourg	0	
Malawi	3	
Ghana	33	Suspected community transmission
Hong Kong*	5	
Jordan	2	
Mozambique	NA	
Netherlands	62	

**This list is based on limited data, and may not capture the location of all local transmission events.*

Regional Update

- Cambodia's Ministry of Health (MOH) reported on December 14 (Tuesday) that the country has detected its first case of the Omicron variant of SARS-CoV-2 in a local woman who had travelled from Ghana. The 23-year-old woman had returned from Ghana via Dubai and Bangkok. The woman, who was 15 weeks pregnant, had been admitted to hospital for treatment.
- The Philippines' Department of Health (DOH) reported today (December 15) that the country has detected its first two cases of the Omicron variant of SARS-CoV-2. DOH said that two imported cases of the Omicron variant were detected from the 48 samples sequenced. One of the cases is a returning overseas Filipino who arrived from Japan on December 1 and that the individual is currently asymptomatic but had colds and cough upon arrival. The other case is a Nigerian national who arrived from Nigeria on November 30 and is also asymptomatic. Both are isolated in a facility managed by the Bureau of Quarantine. The DOH added that it is verifying the test results and the health status of passengers who were on the same flight as the travelers found to have the Omicron variant.

Vaccine Update

- Malaysia reported a total of 25,515,074 individuals or 97.3% of the adult population have completed the COVID-19 vaccination as of December 14 (Tuesday). Based on the Health Ministry's CovidNow portal, 23,102,672 individuals or 98.6% of the adult population have

received at least one dose of the vaccine. As for adolescents aged 12-17, 89.8% or 2,726,239 individuals have completed the vaccination, while 2,826,872 individuals or 89.8% have received at least one dose of the vaccine. Meanwhile, a total of 129,387 doses of the vaccine were dispensed yesterday, with 4027 as the first dose, 4970 as second dose and 120,390 as booster dose, bringing total doses administered under the National COVID-19 Immunization Programme (PICK) to 55,039,657, including 3,787,928 booster doses.

Travel Advisories (new update/s)

- Brunei: The country's Prime Minister's Office (PMO) announced that the temporary suspension on cross-border activities has been extended by 16 days, from December 16 to 31. The suspension applies to entry of foreign nationals via land and sea ports, including transits through the Sultanate, except for entry and transit travels that have been granted approval by the Government of Brunei Darussalam. Entry and transits through the Sultanate may only be considered for transit vehicles with transit permits issued by the Government of Brunei Darussalam, provided that the travellers have attained endorsement from their local authorities for their travels. It will be subject to existing entry conditions and procedures, for the following purposes: official government travel; students who are required to attend school; emergency services such as ambulances, police and military; and vaccinated foreign-registered transport operators with cross-country permits issued by the Government of Brunei Darussalam for import deliveries of essential goods. The suspension also applies to entry and exit-country travels of commuters via land and sea ports for the purpose of work. The conditions for the consideration of entry and exit travel are subject to review by the COVID-19 Steering Committee from time to time.

Cases and Deaths as of 15 December 2021

- As of 15 December 2021 (2PM, GMT+8), worldwide, there were **271,985,063** confirmed cases, including **5,341,478** deaths. Globally, Case Fatality Rate (CFR) was **2.0**.
- In **China**, there were **129,183** confirmed cases with **5,697** deaths, including deaths in Hong Kong (213) and Taiwan (848). Confirmed cases in China include confirmed cases in Hong Kong (12,496), Macau (77) and Taiwan (16,752). CFR was **4.4**.
- **14,444,308 confirmed cases** of COVID-19 have been reported in the ASEAN region with a total of **298,166 deaths**, with a CFR of **2.1**

REGION	COUNTRY	FIRST CONFIRMED CASE(S)	LATEST REPORT ON CONFIRMED CASE(S)	TOTAL CONFIRMED CASES	NEW CASES (7-DAY ROLLING AVERAGE)	TOTAL DEATHS	NEW DEATHS (7-DAY ROLLING AVERAGE)	CASE FATALITY RATE	CUMULATIVE CASES/ 100,000	NUMBER OF TESTS LAST 14 DAYS/ 100,000	CUMULATIVE VACCINATED	CUMULATIVE FULLY VACCINATED	FULLY VACCINATED / 100
ASEAN REGION	Brunei	10-Mar-20	14-Dec-21	15,363	1 (19)	98	-	0.6%	3,546		404,959	381,720	86.5
	Cambodia	27-Jan-20	14-Dec-21	120,382	12 (14)	2,992	3 (4)	2.5%	730	-	14,207,542	13,559,316	80.0
	Indonesia	02-Mar-20	14-Dec-21	4,259,439	190 (195)	143,960	12 (10)	3.4%	1,574	1,020	146,875,959	103,098,857	37.3
	Lao PDR	24-Mar-20	14-Dec-21	91,816	1,358 (1,391)	250	- (5)	0.3%	1,281	1,262	3,744,740	3,099,003	42.0
	Malaysia	25-Jan-20	14-Dec-21	2,699,240	4,097 (4,463)	30,956	48 (34)	1.1%	8,448	4,165	25,908,664	25,487,292	77.8
	Myanmar	23-Mar-20	14-Dec-21	527,274	363 (324)	19,193	5 (7)	3.6%	976	-	16,849,172	11,858,598	21.6
	Philippines	30-Jan-20	14-Dec-21	2,836,868	65 (218)	50,351	10 (109)	1.8%	2,624	365	40,517,967	41,513,071	37.4
	Singapore	23-Jan-20	14-Dec-21	274,143	- (445)	804	- (4)	0.3%	4,799	-	4,744,632	4,744,632	87.0
	Thailand	13-Jan-20	14-Dec-21	2,174,906	2,862 (3,734)	21,229	37 (33)	1.0%	3,124	184	49,923,276	43,333,522	62.0
	Vietnam	23-Jan-20	14-Dec-21	1,443,648	15,220 (15,161)	28,333	252 (233)	2.0%	1,497	1,551	74,907,297	57,966,204	59.1
				14,444,308	24,168	298,166	367	2.1%					

- **257,413,243 confirmed cases** of COVID-19 have been reported in **223 countries/states** (other than China, Hong Kong, Taiwan, Macau, and ASEAN countries):

REGION	COUNTRY	FIRST CONFIRMED CASE(S)	LATEST REPORT ON CONFIRMED CASE(S)	TOTAL CONFIRMED CASES	NEW CASES	TOTAL DEATHS	NEW DEATHS	CASE FATALITY RATE	CUMULATIVE CASES/ 100,000	NUMBER OF TESTS LAST 14 DAYS/ 100,000	CUMULATIVE IMMUNIZED	CUMULATIVE FULLY VACCINATED	FULLY VACCINATED/ 100
ASIA PACIFIC	Japan	16 Jan 2020	14-Dec-21	1,728,529	52	18,284	-	1.1%	1,369	397	100,073,116	98,105,016	77.8
	South Korea	20 Jan 2020	14-Dec-21	528,652	5,564	4,387	94	0.8%	1,022	-	43,040,967	41,756,446	81.4
	Nepal	24 Jan 2020	14-Dec-21	824,764	229	11,559	2	1.4%	2,883	359	10,431,659	8,725,785	29.4
	Australia	25 Jan 2020	14-Dec-21	232,765	2,012	2,113	7	0.9%	907	8,347	20,230,376	19,329,106	75.0
	Sri Lanka	27 Jan 2020	14-Dec-21	576,194	2,545	14,661	20	2.5%	2,643	447	15,956,438	13,789,917	64.2
	India	30 Jan 2020	14-Dec-21	34,703,644	-	475,888	-	1.4%	2,540	1,125	817,907,560	517,558,003	37.1
	Afghanistan	24 Feb 2020	14-Dec-21	157,660	12	7,329	1	4.6%	414		4,397,449	3,566,192	9.0
	Pakistan	26 Feb 2020	14-Dec-21	1,289,543	250	28,839	3	2.2%	595	267	85,208,104	57,364,128	25.5
	New Zealand	28 Feb 2020	14-Dec-21	13,067	81	47	-	0.4%	266	7,283	3,952,372	3,758,735	73.4
	Bhutan	05 Mar 2020	10-Dec-21	2,649	-	3	-	0.1%	347	2,663	589,482	564,611	72.4
	Maldives	07 Mar 2020	14-Dec-21	93,370	124	258	-	0.3%	17,585	9,039	396,207	365,604	67.3
	Bangladesh	08 Mar 2020	14-Dec-21	1,580,005	295	28,034	3	1.8%	969	155	86,522,300	43,330,500	26.1
	Mongolia	10 Mar 2020	14-Dec-21	385,638	191	2,038	2	0.5%	11,957	57,595	2,262,883	2,156,124	64.8
	Turkey	10 Mar 2020	14-Dec-21	9,080,452	21,477	79,503	181	0.9%	10,884	5,488	56,544,501	50,961,533	59.9
	French Polynesia	12 Mar 2020	13-Dec-21	46,806	-	636	-	1.4%	16,759		167,068	157,563	55.8
	Guam	15 Mar 2020	13-Dec-21	19,325	-	269	-	1.4%	11,552		138,662	124,881	74.1
	New Caledonia	17 Mar 2020	14-Dec-21	12,400	11	280	-	2.3%	4,309		182,049	172,284	59.8
Fiji	18 Mar 2020	13-Dec-21	52,593	-	697	-	1.3%	5,910	-	659,250	598,125	66.2	
Papua New Guinea	21 Mar 2020	14-Dec-21	35,956	19	587	1	1.6%	410	-	282,571	216,027	2.4	
Timor Leste	21 Mar 2020	14-Dec-21	19,830	1	122	-	0.6%	1,534	-	652,294	489,709	36.4	

	Northern Mariana Islands	28 Mar 2020	12-Dec-21	1,908	-	6	-	0.3%	3,335		41,959	37,962	73.2
	North Korea	24 Jul 2020	25-Jul-20	1	-	-	-	0.0%	0				
	Solomon Islands	03 Oct 2020	16-Apr-21	20	-	-	-	0.0%	3		176,593	52,319	7.4
	Wallis et Futuna	17 Oct 2020	03-Dec-21	454	-	7	-	1.5%	2,833		6,016	5,923	53.4
	Marshall Islands	26 Oct 2020	17-Nov-20	4	-	-	-	0.0%	7		25,622	22,435	28.9
	Vanuatu	11 Nov 2020	24-Oct-21	6	-	1	-	16.7%	2		100,264	47,345	15.1
	Samoa	18 Nov 2020	12-Feb-21	3	-	-	-	0.0%	2		141,356	121,539	60.7
	Micronesia	11 Jan 2021	11-Jan-21	1	-	-	-	0.0%	1		48,217	42,892	41.9
	Palau	31 May 2021	08-Oct-21	8	-	-	-	0.0%	44		18,665	15,873	73.7
	Tonga	05 Nov 2021	05-Nov-21	1	-				1		73,296	46,239	43.3
AMERICAS	USA	21 Jan 2020	14-Dec-21	51,078,221	59,939	820,227	912	1.6%	15,561	3,977	239,274,656	200,701,578	60.5
	Canada	25 Jan 2020	14-Dec-21	1,844,484	3,577	29,961	20	1.6%	4,853	2,689	31,210,861	29,217,141	76.8
	Brazil	26 Feb 2020	13-Dec-21	22,196,246	-	617,138	-	2.8%	10,482	89	164,935,175	139,783,903	65.3
	Mexico	28 Feb 2020	13-Dec-21	3,918,987	-	296,721	-	7.6%	3,072	72	80,503,005	66,225,140	50.8
	Saint Martin	01 Mar 2020	28-Nov-21	3,973	-	56	-	1.4%	10,455				
	Ecuador	01 Mar 2020	12-Dec-21	533,457	-	33,561	-	6.3%	3,070	252	13,915,136	11,759,694	65.7
	Dominican Republic	01 Mar 2020	14-Dec-21	410,720	308	4,220	1	1.0%	3,825	-	6,912,228	5,657,819	51.7
	Chile	03 Mar 2020	14-Dec-21	1,785,124	959	38,723	7	2.2%	9,419	3,952	17,035,641	16,331,698	85.0
	Argentina	03 Mar 2020	14-Dec-21	5,366,522	4,555	116,826	34	2.2%	11,942	638	37,364,854	31,094,824	68.2
	Peru	05 Mar 2020	13-Dec-21	2,255,318	-	201,848	-	8.9%	6,937	336	23,347,809	19,807,602	59.4
	Costa Rica	06 Mar 2020	13-Dec-21	568,224	-	7,333	-	1.3%	11,257	-	3,922,190	3,364,478	65.5
	Colombia	06 Mar 2020	14-Dec-21	5,097,680	1,859	129,205	42	2.5%	10,127	1,017	39,598,761	26,245,302	51.2
	French Guiana	06 Mar 2020	14-Dec-21	46,590	80	333	-	0.7%	23,830				
	Martinique	06 Mar 2020	30-Nov-21	45,501	-	718	-	1.6%	10,511				
	Paraguay	07 Mar 2020	13-Dec-21	463,828	-	16,513	-	3.6%	6,584	464	3,414,571	2,768,880	38.4
	Panama	10 Mar 2020	13-Dec-21	481,056	-	7,388	-	1.5%	11,328	1,730	3,015,800	2,445,629	55.8
	Bolivia	10 Mar 2020	13-Dec-21	554,999	-	19,330	-	3.5%	4,821	745	5,248,232	4,369,239	36.9
	Honduras	11 Mar 2020	13-Dec-21	378,615	-	10,424	-	2.8%	3,885		4,927,085	3,891,577	38.7
	Cuba	11 Mar 2020	14-Dec-21	963,751	58	8,313	-	0.9%	8,504	-	10,218,940	9,362,628	82.7

Guyana	11 Mar 2020	13-Dec-21	38,568	-	1,023	-	2.7%	4,927		404,122	283,505	35.9
Jamaica	12 Mar 2020	14-Dec-21	91,843	41	2,429	1	2.6%	3,115	327	698,433	541,880	18.2
St Vincent and the Grenadines	12 Mar 2020	13-Dec-21	5,723	-	77	-	1.3%	5,175	1,401	32,104	24,175	21.7
Saint Lucia	13 Mar 2020	14-Dec-21	13,105	5	283	-	2.2%	7,169		55,063	47,633	25.8
Trinidad and Tobago	13 Mar 2020	14-Dec-21	81,857	786	2,454	25	3.0%	5,868	-	699,027	654,695	46.7
Venezuela	13 Mar 2020	13-Dec-21	439,089	-	5,245	-	1.2%	1,540		16,415,684	9,858,581	34.3
Guatemala	13 Mar 2020	13-Dec-21	622,237	-	16,048	-	2.6%	3,748	183	6,269,844	4,364,572	23.9
Uruguay	13 Mar 2020	13-Dec-21	402,719	-	6,145	-	1.5%	11,633	2,980	2,757,307	2,665,972	76.5
Curacao	13 Mar 2020	13-Dec-21	17,598	-	182	-	1.0%	11,171		103,450	95,944	58.2
Puerto Rico	13 Mar 2020	12-Dec-21	189,518	-	3,276	-	1.7%	5,934		2,762,410	2,403,191	75.3
Suriname	13 Mar 2020	13-Dec-21	51,244	-	1,178	-	2.3%	8,814		259,919	224,568	38.0
Antigua and Barbuda	13 Mar 2020	13-Dec-21	4,175	-	117	-	2.8%	4,299	-	61,921	57,888	58.6
Guadeloupe	13 Mar 2020	02-Dec-21	55,284	-	748	-	1.4%	12,479				
Cayman Islands	13 Mar 2020	10-Dec-21	7,871	-	9	-	0.1%	12,119		58,371	56,486	84.9
Aruba	14 Mar 2020	14-Dec-21	16,646	41	178	1	1.1%	15,657		83,985	78,458	73.2
Bahamas	15 Mar 2020	11-Dec-21	22,907	-	708	-	3.1%	5,881	1,131	154,135	143,672	36.2
US Virgin Islands	16 Mar 2020	13-Dec-21	7,612	-	88	-	1.2%	7,139		61,687	52,910	49.8
Sint Maarten	17 Mar 2020	13-Dec-21	4,653	-	75	-	1.6%	11,423		27,030	25,008	57.6
Montserrat	17 Mar 2020	09-Oct-21	41	-	1	-	2.4%	439		1,531	1,417	28.5
Barbados	17 Mar 2020	12-Dec-21	26,814	-	252	-	0.9%	9,342		154,524	139,979	48.7
El Salvador	18 Mar 2020	13-Dec-21	121,200	-	3,800	-	3.1%	1,878	-	4,457,489	4,117,319	63.2
Nicaragua	18 Mar 2020	07-Dec-21	17,328	-	210	-	1.2%	265		4,402,422	2,540,334	37.9
Bermuda	18 Mar 2020	13-Dec-21	5,784	-	106	-	1.8%	9,049		46,054	45,029	72.5
Haiti	19 Mar 2020	13-Dec-21	25,865	-	762	-	2.9%	230		118,222	66,888	0.6
Dominica	22 Mar 2020	09-Dec-21	6,233	-	42	-	0.7%	8,680		29,064	27,115	37.6
Grenada	22 Mar 2020	12-Dec-21	5,915	-	200	-	3.4%	5,281		40,930	34,963	30.9
Belize	23 Mar 2020	13-Dec-21	31,105	-	586	-	1.9%	7,968	2,348	229,107	196,741	48.6
Turks and Caicos Islands	23 Mar 2020	11-Dec-21	3,137	-	25	-	0.8%	8,214		29,210	27,133	69.2

	Saint Kitts and Nevis	24 Mar 2020	11-Dec-21	2,796	-	28	-	1.0%	5,293	1,711	27,358	25,165	47.0
	British Virgin Islands	25 Mar 2020	12-Dec-21	2,842	-	39	-	1.4%	9,464		18,288	16,704	54.9
	Anguilla	26 Mar 2020	09-Dec-21	1,523	-	4	-	0.3%	11,491		10,079	9,223	61.0
	Caribbean Netherlands	01 Apr 2020	13-Dec-21	3,144	-	22	-	0.7%	17,455		19,109	16,736	63.3
	Falkland Islands	03 Apr 2020	01-Dec-21	83	-	-	-	0.0%	3,146		2,632	1,775	50.3
	Saint Pierre and Miquelon	05 Apr 2020	06-Dec-21	91	-	-	-	0.0%	1,298				
	Saint Barthelemy	25 Jul 2020	28-Nov-21	1,603	-	6	-	0.4%	18,970				
EUROPE	France	24 Jan 2020	13-Dec-21	8,270,728	-	120,431	-	1.5%	12,333		52,293,301	48,052,807	71.1
	Germany	27 Jan 2020	14-Dec-21	6,616,000	40,851	107,166	575	1.6%	7,958	2,282	60,462,369	57,939,197	69.1
	Finland	29 Jan 2020	14-Dec-21	207,033	1,676	1,444	2	0.7%	3,750	3,486	4,322,199	4,084,341	73.6
	Italy	30 Jan 2020	14-Dec-21	5,258,886	20,665	135,049	120	2.6%	8,722	11,567	47,663,834	44,320,576	73.4
	Russian Federation	31 Jan 2020	14-Dec-21	10,074,797	28,343	291,749	1,145	2.9%	6,978	4,952	70,173,142	61,430,028	42.1
	Spain	31 Jan 2020	14-Dec-21	5,366,128	26,136	88,542	58	1.7%	11,399	4,216	38,514,698	37,721,347	80.7
	Sweden	31 Jan 2020	14-Dec-21	1,238,689	2,715	15,191	-	1.2%	12,043		7,662,893	7,260,558	71.5
	United Kingdom of Great Britain	31 Jan 2020	14-Dec-21	10,932,545	59,077	146,627	150	1.3%	16,358	22,128	51,298,838	46,804,609	68.6
	Belgium	05 Feb 2020	14-Dec-21	1,959,193	9,751	27,631	46	1.4%	17,060	8,015	8,870,537	8,744,657	75.2
	Switzerland	25 Feb 2020	14-Dec-21	1,137,969	8,136	11,862	51	1.0%	13,271	7,947	5,914,759	5,765,160	66.2
	Austria	25 Feb 2020	14-Dec-21	1,235,063	2,859	13,282	64	1.1%	13,913	52,250	6,483,905	6,202,258	68.6
	Croatia	25 Feb 2020	14-Dec-21	657,726	3,071	11,722	56	1.8%	16,170	3,234	2,229,626	2,046,615	50.1
	Norway	26 Feb 2020	13-Dec-21	322,744	-	1,136	-	0.4%	6,035	5,140	4,259,058	3,879,920	71.0
	Romania	26 Feb 2020	14-Dec-21	1,794,589	946	57,847	106	3.2%	9,271	2,151	7,830,179	7,653,570	40.0
	Estonia	26 Feb 2020	14-Dec-21	229,214	618	1,868	3	0.8%	17,278	4,921	834,424	802,901	60.6
	Georgia	26 Feb 2020	14-Dec-21	894,801	3,988	12,826	49	1.4%	24,051	-	1,271,145	1,052,986	26.5
	North Macedonia	26 Feb 2020	14-Dec-21	219,843	353	7,754	14	3.5%	10,552	1,135	885,888	789,905	37.9
	Greece	26 Feb 2020	14-Dec-21	1,012,659	5,953	19,475	130	1.9%	9,450	40,705	7,265,570	6,774,449	65.3
	Denmark	27 Feb 2020	14-Dec-21	570,502	8,314	3,030	7	0.5%	9,805	36,064	4,676,049	4,496,437	77.4
	San Marino	27 Feb 2020	13-Dec-21	6,600	-	94	-	1.4%	19,492		24,922	23,750	69.8

Lithuania	27 Feb 2020	14-Dec-21	493,471	1,518	7,021	32	1.4%	17,707	5,261	1,891,890	1,806,136	67.2
Netherlands	27 Feb 2020	14-Dec-21	2,906,969	12,760	20,214	74	0.7%	16,771	4,751	13,274,722	12,772,175	74.4
Azerbaijan	27 Feb 2020	14-Dec-21	605,920	922	8,123	19	1.3%	6,045	1,436	5,120,575	4,617,228	45.2
Belarus	28 Feb 2020	14-Dec-21	676,512	778	5,305	19	0.8%	7,146	3,161	3,812,391	2,865,546	30.4
Iceland	28 Feb 2020	14-Dec-21	19,708	161	36	-	0.2%	5,455	6,757	286,650	282,199	82.2
Ireland	28 Feb 2020	14-Dec-21	632,177	3,871	5,788	-	0.9%	12,793	8,464	3,874,974	3,813,808	76.5
Monaco	29 Feb 2020	14-Dec-21	4,160	46	36	-	0.9%	10,677		26,672	23,308	59.0
Czech Republic	01 Mar 2020	14-Dec-21	2,350,338	11,936	34,697	146	1.5%	22,028		6,745,411	6,500,611	60.6
Luxembourg	01 Mar 2020	12-Dec-21	94,300	-	895	-	0.9%	15,212	8,283	454,687	429,705	67.7
Armenia	01 Mar 2020	14-Dec-21	342,765	161	7,845	26	2.3%	11,589	2,864	869,750	582,624	19.6
Latvia	02 Mar 2020	14-Dec-21	263,145	930	4,390	14	1.7%	13,757	6,271	1,293,615	1,230,975	65.9
Portugal	02 Mar 2020	14-Dec-21	1,200,193	3,591	18,687	14	1.6%	11,687	13,506	9,053,901	9,032,694	88.8
Andorra	02 Mar 2020	14-Dec-21	20,136	169	134	-	0.7%	26,103	8,779	56,095	50,333	65.1
Liechtenstein	03 Mar 2020	14-Dec-21	5,405	4	68	1	1.3%	14,217	9,771	25,931	25,418	66.5
Ukraine	03 Mar 2020	14-Dec-21	3,570,448	7,283	91,602	387	2.6%	8,044	985	14,174,399	12,565,117	28.9
Slovenia	04 Mar 2020	14-Dec-21	442,347	1,718	5,436	11	1.2%	21,186	2,597	1,238,752	1,171,573	56.4
Hungary	04 Mar 2020	14-Dec-21	1,202,514	3,575	37,079	195	3.1%	12,308	4,198	6,192,253	5,900,371	61.2
Poland	04 Mar 2020	14-Dec-21	3,857,085	17,460	89,045	537	2.3%	10,158	3,230	21,196,780	20,707,123	54.8
Faroe Islands	04 Mar 2020	14-Dec-21	4,477	64	13	-	0.3%	9,197		40,205	38,142	77.8
Bosnia and Herzegovina	05 Mar 2020	14-Dec-21	282,587	684	13,028	29	4.6%	8,561	1,054	833,233	720,631	22.1
Gibraltar	05 Mar 2020	14-Dec-21	7,589	43	100	-	1.3%	22,519		41,075	39,907	118.5
Slovakia	06 Mar 2020	14-Dec-21	781,989	4,762	15,516	101	2.0%	14,338	12,208	2,687,035	2,376,046	43.5
Serbia	06 Mar 2020	14-Dec-21	1,276,761	1,547	12,241	32	1.0%	18,384	2,504	3,288,762	3,165,137	46.1
Vatican City	06 Mar 2020	17-Oct-20	27	-	-	-	0.0%	2,932				
Malta	07 Mar 2020	14-Dec-21	40,724	100	471	1	1.2%	8,102	7,636	437,038	434,080	84.1
Moldova	07 Mar 2020	14-Dec-21	370,459	456	9,414	21	2.5%	13,939	-	948,882	959,284	23.8
Bulgaria	08 Mar 2020	13-Dec-21	716,647	-	29,688	-	4.1%	10,273	4,723	1,786,530	1,844,599	26.8
Albania	09 Mar 2020	14-Dec-21	204,301	376	3,144	4	1.5%	7,158	-	1,105,501	995,500	34.7
Cyprus	09 Mar 2020	14-Dec-21	142,228	662	612	1	0.4%	11,866	82,068	633,930	593,380	66.2
Channel Islands	09 Mar 2020	14-Dec-21	5,286	57	23	-	0.4%	8,104		32,969	13,618	21.5
Jersey	10 Mar 2020	14-Dec-21	15,710	96	84	-	0.5%	17,299		80,449	75,960	75.2

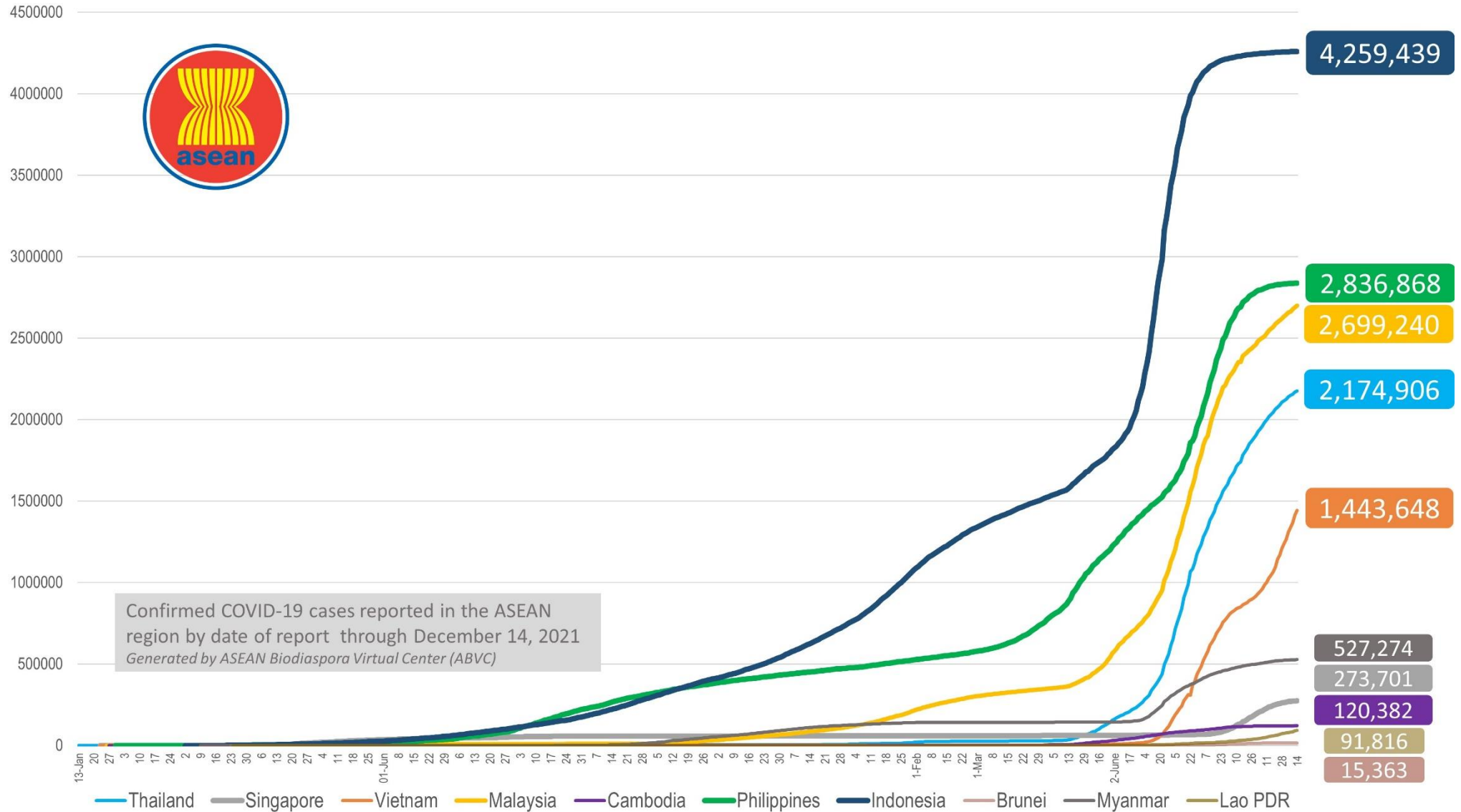
	Kazakhstan	13 Mar 2020	14-Dec-21	980,372	397	12,876	12	1.3%	5,295	-	8,856,816	8,290,398	43.7
	Kosovo	13 Mar 2020	14-Dec-21	161,208	8	2,987	-	1.9%	8,985				
	Uzbekistan	15 Mar 2020	14-Dec-21	196,094	136	1,442	2	0.7%	584		18,249,626	5,882,086	17.3
	Greenland	16 Mar 2020	13-Dec-21	1,876	-	-	-	0.0%	3,337		40,351	37,769	66.4
	Montenegro	17 Mar 2020	14-Dec-21	160,111	210	2,360	6	1.5%	25,736		279,873	263,962	42.0
	Kyrgyzstan	18 Mar 2020	14-Dec-21	184,027	36	2,773	3	1.5%	2,850		1,169,585	946,238	14.3
	Isle of Man	19 Mar 2020	14-Dec-21	12,731	88	67	-	0.5%	15,051		68,518	65,053	76.2
	Tajikistan	30 Apr 2020	20-Nov-21	17,095	-	124	-	0.7%	183		3,118,206	2,592,830	26.6
MIDDLE EAST	UAE	29 Jan 2020	14-Dec-21	743,004	110	2,151	-	0.3%	7,605	36,688	9,890,574	9,020,203	90.3
	Iran	19 Feb 2020	14-Dec-21	6,160,303	2,784	130,831	67	2.1%	7,430	1,680	58,569,046	49,150,330	57.8
	Israel	21 Feb 2020	14-Dec-21	1,351,628	682	8,224	1	0.6%	14,930	12,748	6,415,186	5,792,666	62.4
	Lebanon	21 Feb 2020	14-Dec-21	692,315	1,474	8,873	13	1.3%	10,098	-	2,074,802	1,750,422	25.9
	Kuwait	24 Feb 2020	14-Dec-21	413,790	30	2,466	-	0.6%	9,836	5,719	3,317,686	3,187,039	73.6
	Oman	24 Feb 2020	14-Dec-21	304,741	17	4,113	-	1.3%	6,125		3,310,409	2,828,176	54.1
	Bahrain	24 Feb 2020	14-Dec-21	278,149	40	1,394	-	0.5%	16,948	13,707	1,193,306	1,166,321	66.7
	Iraq	24 Feb 2020	14-Dec-21	2,088,833	474	24,007	13	1.1%	5,314	541	8,009,447	5,158,731	12.5
	Qatar	29 Feb 2020	14-Dec-21	245,690	167	613	-	0.2%	8,675	-	2,360,308	2,218,292	75.7
	Saudi Arabia	02 Mar 2020	14-Dec-21	550,369	65	8,856	1	1.6%	1,606	1,403	24,791,173	22,809,730	64.5
	Jordan	02 Mar 2020	14-Dec-21	1,019,691	4,402	12,048	24	1.2%	10,094	5,583	4,245,889	3,834,486	37.3
	Palestine	05 Mar 2020	14-Dec-21	465,094	343	4,855	9	1.0%	9,927		2,020,110	1,403,992	26.9
	Syria	22 Mar 2020	13-Dec-21	49,350	-	2,818	-	5.7%	289		890,837	739,210	4.0
	Yemen	10 Apr 2020	14-Dec-21	10,075	3	1,972	-	19.6%	35		556,652	366,587	1.2
AFRICA	Egypt	14 Feb 2020	13-Dec-21	369,997	-	21,104	-	5.7%	369		29,529,394	17,567,408	16.9
	Algeria	25 Feb 2020	14-Dec-21	213,288	230	6,155	4	2.9%	495		6,875,003	5,391,232	12.1
	Nigeria	28 Feb 2020	13-Dec-21	217,866	-	2,983	-	1.4%	108	53	7,894,068	3,969,325	1.9
	Tunisia	02 Mar 2020	13-Dec-21	719,662	-	25,437	-	3.5%	6,154	-	6,312,309	5,377,874	45.1
	Morocco	02 Mar 2020	14-Dec-21	951,763	219	14,798	-	1.6%	2,610	345	24,561,724	22,872,596	61.3
	Senegal	02 Mar 2020	14-Dec-21	74,094	2	1,886	-	2.5%	455	110	1,334,702	936,623	5.5
	South Africa	05 Mar 2020	14-Dec-21	3,204,642	23,857	90,172	24	2.8%	5,473	1,378	18,452,800	15,410,168	25.7
	Cameroon	06 Mar 2020	08-Dec-21	107,549	-	1,823	-	1.7%	416		793,725	613,607	2.3
	Togo	06 Mar 2020	13-Dec-21	26,416	-	243	-	0.9%	327	150	1,349,188	810,069	9.6
	Burkina Faso	09 Mar 2020	07-Dec-21	16,334	-	290	-	1.8%	80		442,769	323,767	1.5
	Democratic Republic of Congo	10 Mar 2020	10-Dec-21	59,851	-	1,118	-	1.9%	69		186,741	76,888	0.1
	Ivory Coast	11 Mar 2020	13-Dec-21	61,907	-	706	-	1.1%	241	96	3,306,299	1,505,936	5.6
	Reunion	11 Mar 2020	07-Dec-21	63,863	-	391	-	0.6%	8,220				
	Ghana	13 Mar 2020	08-Dec-21	131,547	-	1,243	-	0.9%	432	-	2,651,463	842,225	2.7

Guinea	13 Mar 2020	11-Dec-21	30,813	-	388	-	1.3%	241		1,687,180	818,351	6.1
Gabon	13 Mar 2020	13-Dec-21	37,626	-	285	-	0.8%	1,732	-	219,775	173,123	7.6
Sudan	13 Mar 2020	13-Dec-21	44,877	-	3,244	-	7.2%	105		2,782,463	1,234,386	2.8
Kenya	13 Mar 2020	14-Dec-21	256,815	331	5,349	-	2.1%	488	-	5,375,123	3,260,603	5.9
Ethiopia	13 Mar 2020	13-Dec-21	373,240	-	6,833	-	1.8%	333	5	9,006,413	1,453,286	1.2
Central African Republic	14 Mar 2020	12-Dec-21	11,961	-	101	-	0.8%	252		375,096	334,906	6.8
Seychelles	14 Mar 2020	09-Dec-21	23,806	-	129	-	0.5%	24,385		82,117	78,214	79.1
Rwanda	14 Mar 2020	13-Dec-21	100,713	-	1,344	-	1.3%	798	1,506	6,388,237	3,880,262	29.2
Namibia	14 Mar 2020	13-Dec-21	133,090	-	3,578	-	2.7%	5,335	1,081	378,182	319,080	12.3
Swaziland	14 Mar 2020	14-Dec-21	54,731	1,222	1,254	2	2.3%	4,767		302,675	282,886	24.1
Mauritania	14 Mar 2020	14-Dec-21	39,878	44	852	2	2.1%	881	-	1,106,694	705,910	14.8
Mayotte	14 Mar 2020	10-Dec-21	21,088	-	185	-	0.9%	13,259				
Equatorial Guinea	15 Mar 2020	10-Dec-21	13,612	-	175	-	1.3%	1,004	247	247,933	198,691	13.7
Republic of Congo	15 Mar 2020	07-Dec-21	19,066	-	359	-	1.9%	354		550,142	135,954	2.4
Benin	16 Mar 2020	09-Dec-21	24,897	-	161	-	0.6%	211	-	1,087,430	877,113	7.0
Liberia	16 Mar 2020	13-Dec-21	5,844	-	287	-	4.9%	118		605,468	575,654	11.1
Tanzania	16 Mar 2020	08-Dec-21	26,309	-	734	-	2.8%	45		1,592,897	1,078,102	1.8
Somalia	16 Mar 2020	09-Dec-21	23,074	-	1,333	-	5.8%	149		892,093	664,422	4.1
Gambia	17 Mar 2020	12-Dec-21	10,034	-	342	-	3.4%	427	39	242,172	228,236	9.2
Zambia	17 Mar 2020	14-Dec-21	211,705	471	3,671	1	1.7%	1,185	319	806,611	839,615	4.4
Mauritius	18 Mar 2020	13-Dec-21	22,651	-	680	-	3.0%	1,790		916,524	914,936	71.9
Djibouti	18 Mar 2020	11-Dec-21	13,514	-	189	-	1.4%	1,388		82,858	26,087	2.6
Niger	19 Mar 2020	14-Dec-21	7,170	7	269	-	3.8%	31		507,223	464,413	1.9
Chad	19 Mar 2020	30-Nov-21	5,701	-	181	-	3.2%	36		205,259	80,663	0.5
Zimbabwe	20 Mar 2020	13-Dec-21	172,012	-	4,740	-	2.8%	1,175	746	3,967,781	2,988,363	19.8
Cape Verde	20 Mar 2020	14-Dec-21	38,509	6	351	-	0.9%	7,002		299,770	250,238	44.5
Madagascar	20 Mar 2020	11-Dec-21	45,794	-	980	-	2.1%	170	-	589,003	541,160	1.9
Uganda	21 Mar 2020	12-Dec-21	128,120	-	3,269	-	2.6%	289	130	6,525,371	1,287,799	2.7
Eritrea	21 Mar 2020	14-Dec-21	7,675	19	64	1	0.8%	216				
Angola	21 Mar 2020	13-Dec-21	65,431	-	1,737	-	2.7%	206		7,003,795	3,315,757	9.8
Mozambique	22 Mar 2020	13-Dec-21	153,787	-	1,945	-	1.3%	506	-	7,105,910	4,624,860	14.4
Libya	24 Mar 2020	14-Dec-21	379,328	-	5,569	-	1.5%	5,597		1,785,671	750,489	10.8
Guinea-Bissau	25 Mar 2020	10-Dec-21	6,448	-	149	-	2.3%	336		385,186	21,215	1.1
Mali	25 Mar 2020	14-Dec-21	18,718	91	633	3	3.4%	95		822,145	348,728	1.7
Botswana	30 Mar 2020	06-Dec-21	196,090	-	2,421	-	1.2%	8,512	-	955,135	528,046	22.0
Sierra Leone	31 Mar 2020	11-Dec-21	6,422	-	121	-	1.9%	82		747,044	385,232	4.7
Burundi	31 Mar 2020	13-Dec-21	20,925	-	14	-	0.1%	181		2,812	2,076	0.0
Malawi	02 Apr 2020	13-Dec-21	62,380	-	2,308	-	3.7%	335	-	1,276,252	634,909	3.2

South Sudan	05 Apr 2020	10-Dec-21	12,873	-	133	-	1.0%	116	-	223,920	177,419	1.6
Sao Tome and Principe	06 Apr 2020	08-Dec-21	3,733	-	57	-	1.5%	1,736		85,687	48,928	21.9
Comoros	30 Apr 2020	13-Dec-21	4,572	-	151	-	3.3%	537		282,378	244,741	27.6
Lesotho	13May 2020	12-Dec-21	23,102	-	664	-	2.9%	1,087		626,669	618,414	28.6
			257,413,243	442,218	5,037,621	5,785	2.0%					

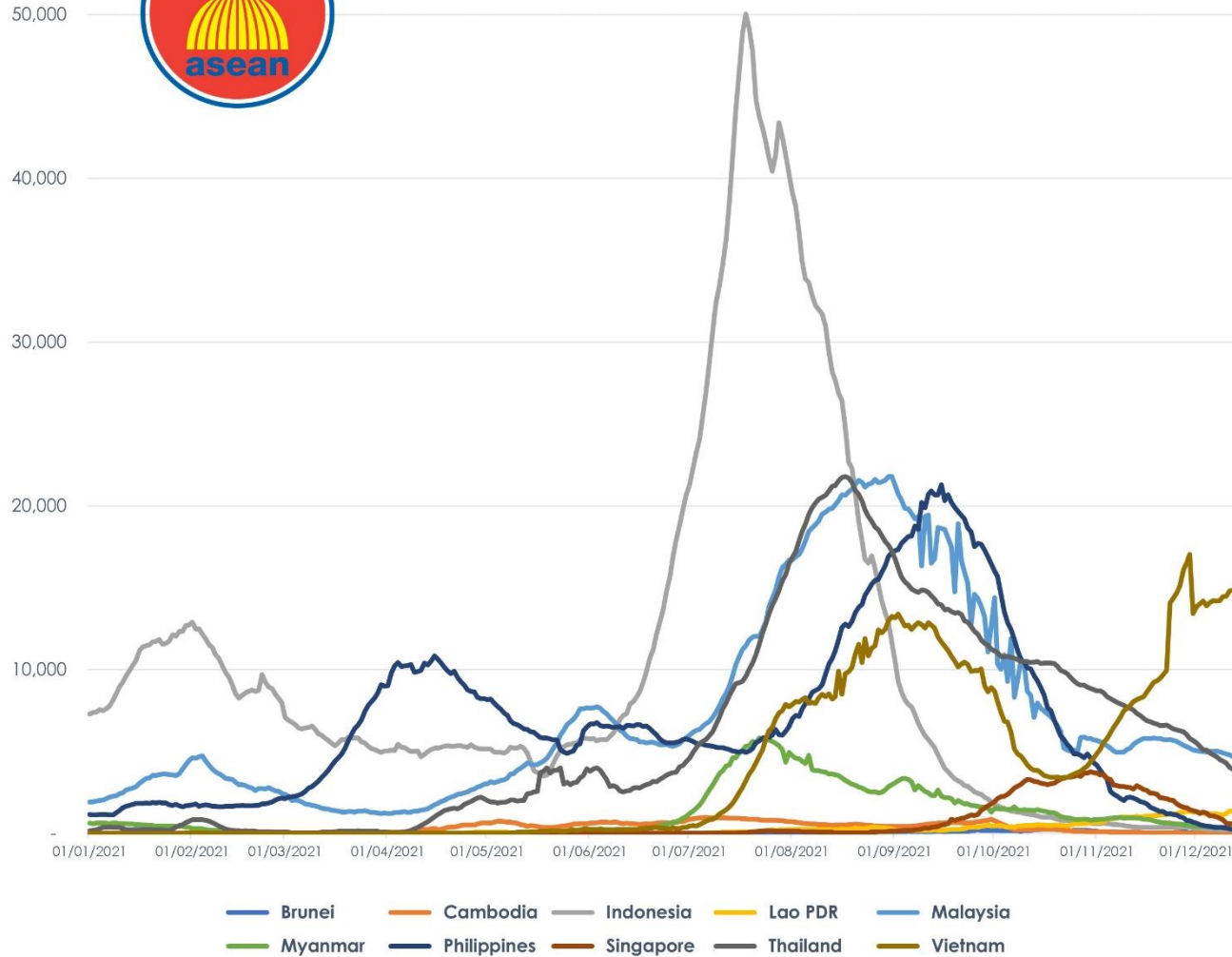
COVID-19 Epi curve among ASEAN Countries

as of 14 December 2021



7-Day Rolling Average of COVID-19 new cases

as of 14 December 2021

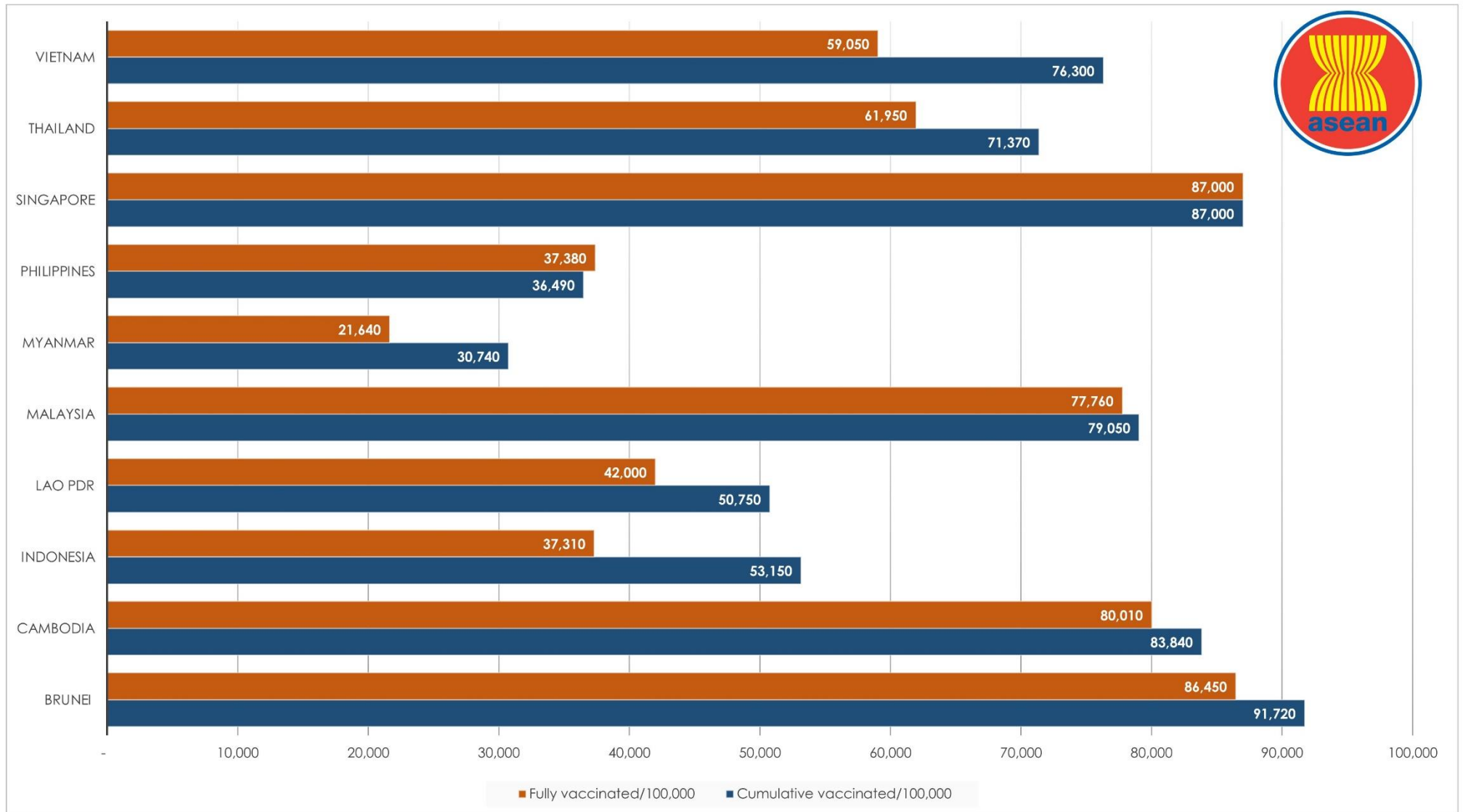


ASEAN Country	New Cases Rate of Change 7-Day Window*	P-value
Brunei	0.09	0.869
Cambodia	-1.1	0
Indonesia	-6	0
Lao PDR	46.51	0.003
Malaysia	-83.71	0
Myanmar	-6.24	0.039
Philippines	-27.29	0
Singapore	-76.26	0.001
Thailand	-139.3	0
Vietnam	150.24	0

*Beta coefficient of linear line of best fit; equal to the rate of change in the 7-day rolling average of new cases over the past 7 days (as of December 14, 2021)


COVID-19 Vaccination Status

as of 14 December 2021



Outlook Assessment

as of 12 December 2021

 ASEAN MEMBER STATE	REQUIREMENT							
	At least 80% of the high-risk population has been vaccinated with at least one dose of a COVID-19 vaccine.		At least 65% of the total population has a level of immunity to COVID-19; either recovered from COVID-19 or have been vaccinated with at least one dose of a COVID-19 vaccine.		Case levels are generally low (a 7-day rolling average number of daily new cases that is <10 cases per 100,000, with each day's past-14-day test positivity is consistently <5%).		Government Policy on containment and health (strictness and comprehensiveness in COVID-19 related government policies)	
	% of High risk population fully vaccinated	Population vaccinated/day (7-day average)	% of Total population fully vaccinated	Population vaccinated/day (7-day average)	Daily cases/100,000	Test positivity last 14 days	Containment and health index score - Oxford COVID-19 Government Response Tracker (OxCGRT)	Change over the past 30 days
Brunei	89.9	1.14%/day	83.0	1.14%/day	5.28	Unknown	70.2/100	-11.9
Cambodia	≥90.0	0%/day	85.9	0.09%/day	0.09	Unknown	64.4/100	+1.8
Indonesia	≥90.0	0%/day	39.5	0.25%/day	0.08	0.1	58.4/100	0.0
Lao PDR	≥90.0	0%/day	45.9	Unknown	19.4	23.9	70.0/100	-4.8
Malaysia	≥90.0	0%/day	78.1	0.02%/day	14.36	4.0	58.6/100	0.0
Myanmar	63.2	unknown-	22.4	Unknown	0.60	Unknown	75.4/100	+4.8
Philippines	≥90.0	0.83%/day	38.3	0.83%/day	0.22	1.0	54.8/100	0.0
Singapore	≥90.0	0%/day	84.1	unknown	9.59	unknown	64.3/100	0.0
Thailand	≥90.0	0%/day	62.8	1.1%/day	5.50	13.8	55.4/100	-9.5
Vietnam	66.1	0.52%/day	62.0	0.52%/day	15.51	9.3	73.5/100	0.0



Report generated by
ASEAN Biodiaspora Virtual Center (ABVC)
 in collaboration with **Bluedot Inc.**
 Email: support@biodiaspora.org

