

# COVID-19 Situational Report in the ASEAN Region

ASEAN Biodiaspora Virtual Center (ABVC)

as of June 14, 2021



# COVID-19: Highlights and Situation Overview

## Global Update

- Worldwide, there have been over 177 million cases and more than 3 million deaths attributed to COVID-19.

## Regional Update

- Several localities in Malaysia's Johor, Sabah and Sarawak have been put under the enhanced movement control order (EMCO) for 14 days starting June 16 to 29. In Sarawak, the enhanced MCO was imposed on a longhouse named Rumah Alat anak Mukan, and a palm oil mill at Bukit Dinding in Mukah, Sarawak. This was after 31 positive cases were found among residents of the locality. Meanwhile, the enhanced MCO imposed on a school and 11 longhouses in Tanjung Manis – also in the Mukah district – has been extended to June 29 since cases have not decreased. Meanwhile in Sabah, the Kampung Sundang Laut village in Sandakan, Kampung Skim Cocos in Kunak, as well as the Country Heights Apartment and Vista Minintod Apartment in Penampang, have all been placed under enhanced MCO following a spike in COVID-19 cases there.
- Vietnam's Ho Chi Minh City authorities extended social distancing guidelines for another two weeks until June 30 due to the recent increase in cases. Go Vap district and District 12's Thanh Loc Ward will now be under Directive 15 measures like the rest of the city. The developments come after the city recorded the highest number of daily cases on June 13.

## Vaccine Update

- South Korean drugmaker Celltrion Inc. on Monday (June 14) announced positive results for its experimental antibody COVID-19 treatment that it said was safe and reduced the treatment period by nearly five days in Phase 3 global clinical trials. The trials, which involved 1,315 participants, have taken place since January in 13 countries, including in South Korea, the United States, Spain and Romania. The treatment slowed severe symptoms of COVID-19 in more than 70% of patients, including the high-risk group with underlying conditions. It also cut the recovery period by 4.9 days. In February, South Korea granted conditional approval to the antibody treatment, making it the first locally made COVID-19 treatment in the country to get such approval. The company said it would seek full authorization based on the trial results.
- Vietnam government said on June 12 that it has approved the COVID-19 vaccine jointly made by Pfizer and BioNTech for domestic emergency use. Vietnam, which has previously approved the AstraZeneca vaccine, Russia's Sputnik V and China's Sinopharm vaccine, said it is seeking to procure 31 million doses of the Pfizer/BioNTech version for delivery in the next quarter. So far, at least 1.4 million people in Vietnam have had one dose of a COVID-19 vaccine, while 53,127 have been fully vaccinated.
- An Indonesian city is bringing COVID-19 vaccines to its people with its inoculation buses, as the country faces a spike in infections after a major religious festival. Authorities in Pekanbaru on the island of Sumatra have doubled to 10 the number of buses in its vaccination programme, since launching it on June 1, following a favourable response from the public, who are happy with the convenience. The government of Pekanbaru, capital of Riau province, says the buses have administered 12,000 doses of China's Sinovac vaccine and are giving more than 1,000 shots a day.

- The fourth phase of the Malaysia's national COVID-19 immunization programme beginning on Wednesday (June 16) will target industry workers. The programme's coordinating minister said that it is meant to reduce the number of infections in workplaces as workplace outbreaks continue to dominate the number of new clusters every day. For the month of June, an authority said that 30,000 vaccination doses will be set aside to give jobs to factory workers. He added that the International Trade and Industry Ministry will be tasked to open PPVs (vaccination centres) for these sectors. After the manufacturing sector, PPVs for other sectors in the industry, including construction, plantation, retail and hospitality will also be opened. These vaccinations will be done in phases to ensure that sectors that remain open during the lockdown will be given protection through the programme.

**Travel Advisories** (no new update/s)

**Cases and Deaths as of 14 June 2021**

- As of 14 June 2021 (2PM, GMT+8), worldwide, there were **177,091,229** confirmed cases, including **3,823,012** deaths. Globally, Case Fatality Rate (CFR) is **2.2**.
- In **China**, there were **116,281** confirmed cases with **5,283** deaths, including deaths in Hong Kong (210) and Taiwan (437). Confirmed cases in China include confirmed cases in Hong Kong (11,878), Macau (52), and Taiwan (12,921).
- 4,339,502 confirmed cases** of COVID-19 have been reported in the ASEAN region with a total of **84,702 deaths**, with a CFR of **2.0**.

REGION	COUNTRY	FIRST CONFIRMED CASE(S)	LATEST REPORT ON CONFIRMED CASE(S)	TOTAL CONFIRMED CASES	NEW CASES (7-DAY ROLLING AVERAGE)	TOTAL DEATHS	NEW DEATHS (7-DAY ROLLING AVERAGE)	CASE FATALITY RATE	CUMULATIVE CASES/ 100,000	NUMBER OF TESTS LAST 14 DAYS/ 100,000	CUMULATIVE VACCINATED (% POPULATION WITH AT LEAST 1 DOSE)	CUMULATIVE FULLY VACCINATED	FULLY VACCINATED / 100,000
ASEAN REGION	Brunei	10 Mar 20	11-Jun-21	248	- (1)	3	-	1.2%	56		49,763 (11.2)	11,462	2,620
	Cambodia	27 Jan 20	13-Jun-21	38,427	468 (598)	335	15 (10)	0.9%	244	439	2,836,482 (17.9)	2,387,472	14,280
	Indonesia	02 Mar 20	13-Jun-21	1,911,358	9,868 (7,903)	52,879	149 (181)	2.8%	732	247	20,044,187 (8.2)	11,559,138	4,230
	Lao PDR	24 Mar 20	13-Jun-21	1,996	6 (5)	3	-	0.2%	30	326	708,652 (10.5)	371,251	5,100
	Malaysia	25 Jan 20	13-Jun-21	657,508	5,304 (5,813)	3,908	64 (76)	0.6%	2,018	3,202	2,929,736 (10.8)	1,297,818	4,010
	Myanmar	23 Mar 20	13-Jun-21	145,603	373 (184)	3,244	3 (3)	2.2%	275	37	1,772,177 (3.7)	1,222,723	2,250
	Philippines	30 Jan 20	13-Jun-21	1,315,639	7,287 (6,594)	22,788	136 (127)	1.7%	1,273	457	4,632,826 (5.7)	1,681,722	1,530
	Singapore	23 Jan 20	13-Jun-21	62,276	13 (11)	34	-	0.1%	1,609	23,146	2,503,814 (45.0)	1,888,253	32,280
	Thailand	13 Jan 20	13-Jun-21	195,909	2,804 (2,635)	1,449	18 (30)	0.7%	284	522	4,362,685 (6.3)	1,612,835	2,310
	Vietnam	23 Jan 20	13-Jun-21	10,538	297 (256)	59	1 (1)	0.6%	11	502	1,399,836 (1.5)	54,385	60
				<b>4,339,502</b>	<b>26,420</b>	<b>84,702</b>	<b>386</b>	<b>2.0%</b>					

- 172,635,446 confirmed cases** of COVID-19 have been reported in **222 countries/states** (other than China, Hong Kong, Taiwan, Macau, and ASEAN countries):

REGION	COUNTRY	FIRST CONFIRMED CASE(S)	LATEST REPORT ON CONFIRMED CASE(S)	TOTAL CONFIRMED CASES	NEW CASES	TOTAL DEATHS	NEW DEATHS	CASE FATALITY RATE	CUMULATIVE CASES/ 100,000	NUMBER OF TESTS LAST 14 DAYS/ 100,000	CUMULATIVE IMMUNIZED	CUMULATIVE FULLY VACCINATED	FULLY VACCINATED/ 100,000
ASIA PACIFIC	Japan	16 Jan 2020	13-Jun-21	775,624	1,387	14,023	32	1.8%	613	678	15,942,264	5,465,861	4,320
	South Korea	20 Jan 2020	13-Jun-21	147,874	452	1,985	3	1.3%	286	690	11,802,287	2,992,129	5,840
	Nepal	24 Jan 2020	13-Jun-21	608,472	1,694	8,412	46	1.4%	2,166	522	2,383,098	691,494	2,370
	Australia	25 Jan 2020	13-Jun-21	30,248	11	910	-	3.0%	118	3,870	5,090,527	683,397	2,680
	Sri Lanka	27 Jan 2020	13-Jun-21	223,638	2,361	2,136	63	1.0%	1,032	1,085	2,199,504	433,202	2,020
	India	30 Jan 2020	13-Jun-21	29,506,328	68,490	374,226	3,887	1.3%	2,437	2,565	199,655,293	46,532,774	3,370
	Afghanistan	24 Feb 2020	13-Jun-21	91,458	2,570	3,612	152	3.9%	246		482,952	158,343	410
	Pakistan	26 Feb 2020	13-Jun-21	941,170	1,239	21,689	56	2.3%	443	272	8,133,654	2,851,063	1,290
	New Zealand	28 Feb 2020	13-Jun-21	2,708	6	26	-	1.0%	55	998	498,670	276,774	5,740
	Bhutan	05 Mar 2020	12-Jun-21	1,808	-	1	-	0.1%	240	-	482,716		
	Maldives	07 Mar 2020	13-Jun-21	70,301	224	197	2	0.3%	13,632	10,222	313,485	175,930	32,550
	Bangladesh	08 Mar 2020	13-Jun-21	826,922	2,436	13,118	47	1.6%	512	121	5,823,245	4,235,398	2,570
	Mongolia	10 Mar 2020	13-Jun-21	76,084	2,188	365	14	0.5%	2,400	2,675	1,891,804	1,642,691	50,110
	Turkey	10 Mar 2020	13-Jun-21	5,330,447	5,012	48,721	53	0.9%	6,475	2,948	19,761,182	13,666,980	16,200
	French Polynesia	12 Mar 2020	11-Jun-21	18,930	-	142	-	0.8%	6,817		63,204	52,535	18,700
	Guam	15 Mar 2020	11-Jun-21	8,236	-	139	-	1.7%	4,968		95,758	79,181	47,770
	New Caledonia	17 Mar 2020	29-May-21	128	-	-	-	0.0%	45		53,838	44,909	15,730
	Fiji	18 Mar 2020	13-Jun-21	1,118	104	4	-	0.4%	127	-	218,830	4,599	510
	Papua New Guinea	21 Mar 2020	11-Jun-21	16,682	-	165	-	1.0%	194		38,176		
	Timor Leste	21 Mar 2020	13-Jun-21	8,228	-	18	-	0.2%	649		93,152	17	-
Northern Mariana Islands	28 Mar 2020	28-May-21	183	-	2	-	1.1%	322					
North Korea	24 Jul 2020	25-Jul-20	1	-	-	-	0.0%	0					
Solomon Islands	03 Oct 2020	16-Apr-21	20	-	-	-	0.0%	3		17,000	3,479	510	
Wallis et Futuna	17 Oct 2020	06-May-21	445	-	7	-	1.6%	2,777		4,445	4,119	36,630	

	<b>Marshall Islands</b>	26 Oct 2020	17-Nov-20	4	-				7		16,893	14,376	24,610
	<b>Vanuatu</b>	11 Nov 2020	21-Apr-21	4	-	1	-	25.0%	1		860		
	<b>Samoa</b>	18 Nov 2020	12-Feb-21	3	-	-	-	0.0%	2		38,361		
	<b>Micronesia</b>	11 Jan 2021	11-Jan-21	1	-				1		26,980	22,251	21,470
	<b>Palau</b>	31 May 2021	31-May-21	1	-	-	-	0.0%	6		13,807	12,487	69,730
<b>AMERICAS</b>	<b>USA</b>	21 Jan 2020	13-Jun-21	34,319,552	3,679	615,044	89	1.8%	10,456	1,565	173,391,711	143,119,077	42,790
	<b>Canada</b>	25 Jan 2020	13-Jun-21	1,401,961	968	25,930	16	1.8%	3,689	2,070	24,311,588	4,332,854	11,480
	<b>Brazil</b>	26 Feb 2020	12-Jun-21	17,382,875	-	486,526	-	2.8%	8,209	-	53,224,020	23,534,567	11,070
	<b>Mexico</b>	28 Feb 2020	12-Jun-21	2,452,469	-	230,095	-	9.4%	2,045	91	25,860,841	14,911,487	11,570
	<b>Saint Martin</b>	01 Mar 2020	03-Jun-21	2,040	-	12	-	0.6%	5,474				
	<b>Ecuador</b>	01 Mar 2020	13-Jun-21	438,934	826	21,048	30	4.8%	2,569	181	1,877,548	910,697	5,160
	<b>Dominican Republic</b>	01 Mar 2020	12-Jun-21	307,847	-	3,705	-	1.2%	2,897	412	4,227,940	1,945,871	17,940
	<b>Chile</b>	03 Mar 2020	13-Jun-21	1,476,473	7,481	30,707	128	2.1%	7,883	3,688	11,612,320	8,991,704	47,040
	<b>Argentina</b>	03 Mar 2020	13-Jun-21	4,124,190	13,043	85,343	268	2.1%	9,269	540	12,879,690	3,223,051	7,130
	<b>Peru</b>	05 Mar 2020	12-Jun-21	2,001,059	-	188,443	-	9.4%	6,255	-	3,393,413	1,760,482	5,340
	<b>Costa Rica</b>	06 Mar 2020	11-Jun-21	339,900	-	4,322	-	1.3%	6,799	1,030	1,219,551	686,626	13,480
	<b>Colombia</b>	06 Mar 2020	13-Jun-21	3,753,224	28,519	95,778	586	2.6%	7,560	1,917	8,975,790	3,735,552	7,340
	<b>French Guiana</b>	06 Mar 2020	11-Jun-21	25,506	-	133	-	0.5%	13,046				
	<b>Martinique</b>	06 Mar 2020	08-Jun-21	12,110	-	98	-	0.8%	2,797				
	<b>Paraguay</b>	07 Mar 2020	12-Jun-21	389,650	-	10,699	-	2.7%	5,602	1,237	315,186	104,739	1,470
	<b>Panama</b>	10 Mar 2020	12-Jun-21	387,127	-	6,439	-	1.7%	9,268	2,437	757,307	407,089	9,430
	<b>Bolivia</b>	10 Mar 2020	12-Jun-21	405,347	-	15,485	-	3.8%	3,570	1,109	1,542,588	522,603	4,480
	<b>Honduras</b>	11 Mar 2020	12-Jun-21	247,074	-	6,606	-	2.7%	2,577		402,319	57,926	580
	<b>Cuba</b>	11 Mar 2020	13-Jun-21	157,708	1,470	1,087	12	0.7%	1,391	1,976	1,884,592	406,973	3,590
	<b>Guyana</b>	11 Mar 2020	12-Jun-21	18,303	-	424	-	2.3%	2,350		214,251	79,802	10,150
	<b>Jamaica</b>	12 Mar 2020	12-Jun-21	49,232	-	996	-	2.0%	1,677	947	155,683	22,206	750
	<b>St Vincent and the Grenadines</b>	12 Mar 2020	12-Jun-21	2,147	-	12	-	0.6%	1,948		18,417		
	<b>Saint Lucia</b>	13 Mar 2020	12-Jun-21	5,179	-	80	-	1.5%	2,847		29,580	20,552	11,190
	<b>Trinidad and Tobago</b>	13 Mar 2020	13-Jun-21	28,723	301	670	14	2.3%	2,067	1,755	153,983	10,050	720

<b>Venezuela</b>	13 Mar 2020	12-Jun-21	250,309	-	2,814	-	1.1%	867		588,066	151,896	530
<b>Guatemala</b>	13 Mar 2020	13-Jun-21	271,703	572	8,455	16	3.1%	1,575	355	528,318	133,330	740
<b>Uruguay</b>	13 Mar 2020	12-Jun-21	336,470	-	4,956	-	1.5%	9,755	6,174	2,080,671	1,166,377	33,580
<b>Curacao</b>	13 Mar 2020	11-Jun-21	12,293	-	123	-	1.0%	7,690		87,142	74,001	45,100
<b>Puerto Rico</b>	13 Mar 2020	13-Jun-21	270,328	270	2,530	-	0.9%	8,464		1,717,470	1,294,788	40,540
<b>Suriname</b>	13 Mar 2020	12-Jun-21	18,110	-	393	-	2.2%	3,144		101,781	25,297	4,310
<b>Antigua and Barbuda</b>	13 Mar 2020	04-Jun-21	1,263	-	42	-	3.3%	1,312		34,644	23,430	23,930
<b>Guadeloupe</b>	13 Mar 2020	09-Jun-21	16,608	-	225	-	1.4%	3,749				
<b>Cayman Islands</b>	13 Mar 2020	08-Jun-21	592	-	2	-	0.3%	922		46,928	39,090	59,480
<b>Aruba</b>	14 Mar 2020	12-Jun-21	11,076	-	107	-	1.0%	10,464		66,046	55,425	51,910
<b>Bahamas</b>	15 Mar 2020	11-Jun-21	12,092	-	236	-	2.0%	3,136		48,434	13,749	3,500
<b>US Virgin Islands</b>	16 Mar 2020	11-Jun-21	3,672	-	28	-	0.8%	3,433		39,357	33,009	31,530
<b>Sint Maarten</b>	17 Mar 2020	12-Jun-21	2,522	-	31	-	1.2%	6,204		18,558	13,467	31,400
<b>Montserrat</b>	17 Mar 2020	14-Feb-21	20	-	1	-	5.0%	214		1,358	1,164	23,280
<b>Barbados</b>	17 Mar 2020	12-Jun-21	4,036	-	47	-	1.2%	1,408		85,175	61,861	21,530
<b>El Salvador</b>	18 Mar 2020	12-Jun-21	75,351	-	2,295	-	3.0%	1,174	-	1,345,716	965,208	14,880
<b>Nicaragua</b>	18 Mar 2020	08-Jun-21	7,662	-	188	-	2.5%	119		167,500		
<b>Bermuda</b>	18 Mar 2020	07-Jun-21	2,497	-	33	-	1.3%	3,904		39,865	34,987	56,180
<b>Haiti</b>	19 Mar 2020	13-Jun-21	16,356	150	352	3	2.2%	147				
<b>Dominica</b>	22 Mar 2020	11-Jun-21	189	-	-	-	0.0%	264		19,970	17,430	24,210
<b>Grenada</b>	22 Mar 2020	12-May-21	161	-	1	-	0.6%	144		17,970	9,005	8,000
<b>Belize</b>	23 Mar 2020	11-Jun-21	12,938	-	325	-	2.5%	3,377	2,175	67,851	12,270	3,090
<b>Turks and Caicos Islands</b>	23 Mar 2020	08-Jun-21	2,421	-	18	-	0.7%	6,428		20,760	15,410	39,800
<b>Saint Kitts and Nevis</b>	24 Mar 2020	12-Jun-21	155	-	-	-	0.0%	296		21,469	9,585	18,020
<b>British Virgin Islands</b>	25 Mar 2020	15-May-21	248	-	1	-	0.4%	832		11,553	4,749	15,710
<b>Anguilla</b>	26 Mar 2020	11-May-21	109	-	-	-	0.0%	822		9,044	5,513	36,750
<b>Caribbean Netherlands</b>	01 Apr 2020	12-Jun-21	1,619	-	17	-	1.1%	8,988		5,726	1,665	6,350
<b>Falkland Islands</b>	03 Apr 2020	22-Apr-21	63	-	-	-	0.0%	2,388		2,632	1,775	50,960

	<b>Saint Pierre and Miquelon</b>	05 Apr 2020	28-Apr-21	25	-	-	-	0.0%	357				
	<b>Saint Barthelemy</b>	25 Jul 2020	20-May-21	1,005	-	1	-	0.1%	11,893				
<b>EUROPE</b>	<b>France</b>	24 Jan 2020	13-Jun-21	5,740,665	2,855	110,420	13	1.9%	8,570		30,159,561	14,078,093	20,840
	<b>Germany</b>	27 Jan 2020	13-Jun-21	3,734,272	699	90,470	14	2.4%	4,490	1,048	40,003,604	21,350,096	25,480
	<b>Finland</b>	29 Jan 2020	13-Jun-21	93,821	47	964	-	1.0%	1,700	2,649	2,788,162	705,417	12,730
	<b>Italy</b>	30 Jan 2020	13-Jun-21	4,244,872	1,390	127,002	26	3.0%	7,024	3,263	28,971,341	13,970,684	23,110
	<b>Russian Federation</b>	31 Jan 2020	13-Jun-21	5,208,687	14,723	126,430	357	2.4%	3,605	2,542	18,462,055	14,272,158	9,780
	<b>Spain</b>	31 Jan 2020	11-Jun-21	3,733,600	-	80,501	-	2.2%	7,939	1,448	20,963,619	12,250,002	26,200
	<b>Sweden</b>	31 Jan 2020	11-Jun-21	1,083,456	-	14,546	-	1.3%	10,640		4,084,788	2,066,677	20,460
	<b>United Kingdom of Great Britain</b>	31 Jan 2020	13-Jun-21	4,565,813	7,319	127,904	8	2.8%	6,867	13,123	41,291,331	29,450,653	43,380
	<b>Belgium</b>	05 Feb 2020	13-Jun-21	1,075,765	777	25,081	6	2.3%	9,418	3,915	5,528,994	2,970,665	25,630
	<b>Switzerland</b>	25 Feb 2020	11-Jun-21	700,051	-	10,859	-	1.6%	8,220	2,900	3,573,786	2,211,348	25,550
	<b>Austria</b>	25 Feb 2020	13-Jun-21	648,620	233	10,661	9	1.6%	7,331	54,961	4,189,749	2,130,095	23,650
	<b>Croatia</b>	25 Feb 2020	13-Jun-21	358,563	59	8,132	-	2.3%	8,768	1,423	1,401,647	685,510	16,700
	<b>Norway</b>	26 Feb 2020	13-Jun-21	128,046	60	789	-	0.6%	2,409	2,909	1,929,544	1,325,043	24,440
	<b>Romania</b>	26 Feb 2020	13-Jun-21	1,079,726	69	31,834	30	2.9%	5,544	981	4,531,945	4,137,956	21,510
	<b>Estonia</b>	26 Feb 2020	13-Jun-21	130,510	37	1,266	-	1.0%	9,881	3,287	522,205	303,016	22,840
	<b>Georgia</b>	26 Feb 2020	13-Jun-21	353,965	522	5,048	14	1.4%	9,487	10,828	191,001	58,267	1,460
	<b>North Macedonia</b>	26 Feb 2020	13-Jun-21	155,536	8	5,471	-	3.5%	7,467	1,522	254,154	177,020	8,500
	<b>Greece</b>	26 Feb 2020	13-Jun-21	414,933	297	12,419	17	3.0%	3,868	4,238	4,187,201	2,743,851	26,320
	<b>Denmark</b>	27 Feb 2020	13-Jun-21	289,874	315	2,525	-	0.9%	5,000	20,180	2,658,203	1,475,437	25,470
	<b>San Marino</b>	27 Feb 2020	31-May-21	5,090	-	90	-	1.8%	15,066		21,768	21,703	63,950
	<b>Lithuania</b>	27 Feb 2020	13-Jun-21	277,746	123	4,339	4	1.6%	9,957	5,465	1,167,830	772,547	28,380
	<b>Netherlands</b>	27 Feb 2020	13-Jun-21	1,672,744	1,041	17,711	2	1.1%	9,708	804	7,759,667	4,041,858	23,590
	<b>Azerbaijan</b>	27 Feb 2020	13-Jun-21	335,171	45	4,953	-	1.5%	3,371	948	1,783,506	959,361	9,460
	<b>Belarus</b>	28 Feb 2020	13-Jun-21	405,663	923	2,978	9	0.7%	4,277	2,259	610,988	313,938	3,320
<b>Iceland</b>	28 Feb 2020	09-Jun-21	6,616	-	30	-	0.5%	1,871	-	214,971	128,645	37,700	
<b>Ireland</b>	28 Feb 2020	13-Jun-21	266,819	315	4,941	-	1.9%	5,497	-	1,760,642	514,808	10,430	
<b>Monaco</b>	29 Feb 2020	13-Jun-21	2,525	1	33	-	1.3%	6,528		18,836	15,129	38,550	

<b>Czech Republic</b>	01 Mar 2020	13-Jun-21	1,665,097	75	30,225	1	1.8%	15,670		4,493,623	2,071,962	19,350
<b>Luxembourg</b>	01 Mar 2020	11-Jun-21	70,406	-	818	-	1.2%	11,585	11,351	263,291	159,738	25,520
<b>Armenia</b>	01 Mar 2020	13-Jun-21	223,682	39	4,484	2	2.0%	7,578	1,138	46,503		
<b>Latvia</b>	02 Mar 2020	13-Jun-21	136,030	90	2,456	5	1.8%	7,061	5,954	561,166	415,517	22,030
<b>Portugal</b>	02 Mar 2020	13-Jun-21	857,447	707	17,047	2	2.0%	8,339	4,480	4,430,843	2,338,616	22,940
<b>Andorra</b>	02 Mar 2020	12-Jun-21	13,813	-	127	-	0.9%	17,938	4,058	30,535	10,938	14,160
<b>Liechtenstein</b>	03 Mar 2020	12-Jun-21	3,026	-	59	-	1.9%	7,982	5,138	15,373	10,407	27,290
<b>Ukraine</b>	03 Mar 2020	13-Jun-21	2,223,558	857	51,679	33	2.3%	4,983	646	1,459,374	236,906	540
<b>Slovenia</b>	04 Mar 2020	13-Jun-21	256,443	91	4,404	3	1.7%	12,404	1,677	765,643	546,764	26,300
<b>Hungary</b>	04 Mar 2020	11-Jun-21	806,790	-	29,904	-	3.7%	8,259	1,495	5,311,475	4,112,876	42,570
<b>Poland</b>	04 Mar 2020	13-Jun-21	2,877,469	226	74,573	11	2.6%	7,577	1,404	15,324,134	9,479,766	25,050
<b>Faroe Islands</b>	04 Mar 2020	13-Jun-21	756	1	1	-	0.1%	1,559		23,867	14,375	29,420
<b>Bosnia and Herzegovina</b>	05 Mar 2020	11-Jun-21	204,597	-	9,479	-	4.6%	6,155	791	188,848	43,858	1,340
<b>Gibraltar</b>	05 Mar 2020	13-Jun-21	4,312	2	94	-	2.2%	12,788		39,118	38,635	114,670
<b>Slovakia</b>	06 Mar 2020	13-Jun-21	391,026	42	12,439	3	3.2%	7,179	10,412	1,863,764	1,070,591	19,610
<b>Serbia</b>	06 Mar 2020	13-Jun-21	714,891	138	6,962	4	1.0%	10,239	1,516	2,656,065	2,299,681	33,800
<b>Vatican City</b>	06 Mar 2020	17-Oct-20	27	-	-	-	0.0%	2,932				
<b>Malta</b>	07 Mar 2020	12-Jun-21	30,581	-	419	-	1.4%	6,325	4,699	339,176	258,929	58,640
<b>Moldova</b>	07 Mar 2020	13-Jun-21	255,797	39	6,154	2	2.4%	7,214	1,511	382,803	145,618	3,610
<b>Bulgaria</b>	08 Mar 2020	12-Jun-21	420,294	-	17,898	-	4.3%	6,004	2,009	876,614	697,147	10,030
<b>Albania</b>	09 Mar 2020	13-Jun-21	132,459	10	2,453	-	1.9%	4,621	997	501,735	328,546	11,420
<b>Cyprus</b>	09 Mar 2020	11-Jun-21	73,115	-	372	-	0.5%	6,148	40,749	421,974	267,802	30,570
<b>Channel Islands</b>	09 Mar 2020	13-Jun-21	825	2	17	-	2.1%	1,265		32,969	13,618	20,310
<b>Jersey</b>	10 Mar 2020	11-Jun-21	3,274	-	69	-	2.1%	3,605		63,340	49,852	49,320
<b>Kazakhstan</b>	13 Mar 2020	13-Jun-21	401,272	1,058	4,160	10	1.0%	2,196	-	2,462,626	1,344,060	7,160
<b>Kosovo</b>	13 Mar 2020	12-Jun-21	107,511	-	2,238	-	2.1%	5,826				
<b>Uzbekistan</b>	15 Mar 2020	13-Jun-21	103,510	304	708	3	0.7%	314		1,199,354	443,390	1,320
<b>Greenland</b>	16 Mar 2020	12-Jun-21	44	-	-	-	0.0%	79		20,216	8,611	15,170
<b>Montenegro</b>	17 Mar 2020	13-Jun-21	99,956	28	1,601	3	1.6%	16,061		144,685	116,609	18,570
<b>Kyrgyzstan</b>	18 Mar 2020	13-Jun-21	110,370	558	1,890	9	1.7%	1,748		88,178	47,400	730
<b>Isle of Man</b>	19 Mar 2020	09-Jun-21	1,599	-	29	-	1.8%	1,902		61,317	28,467	33,480

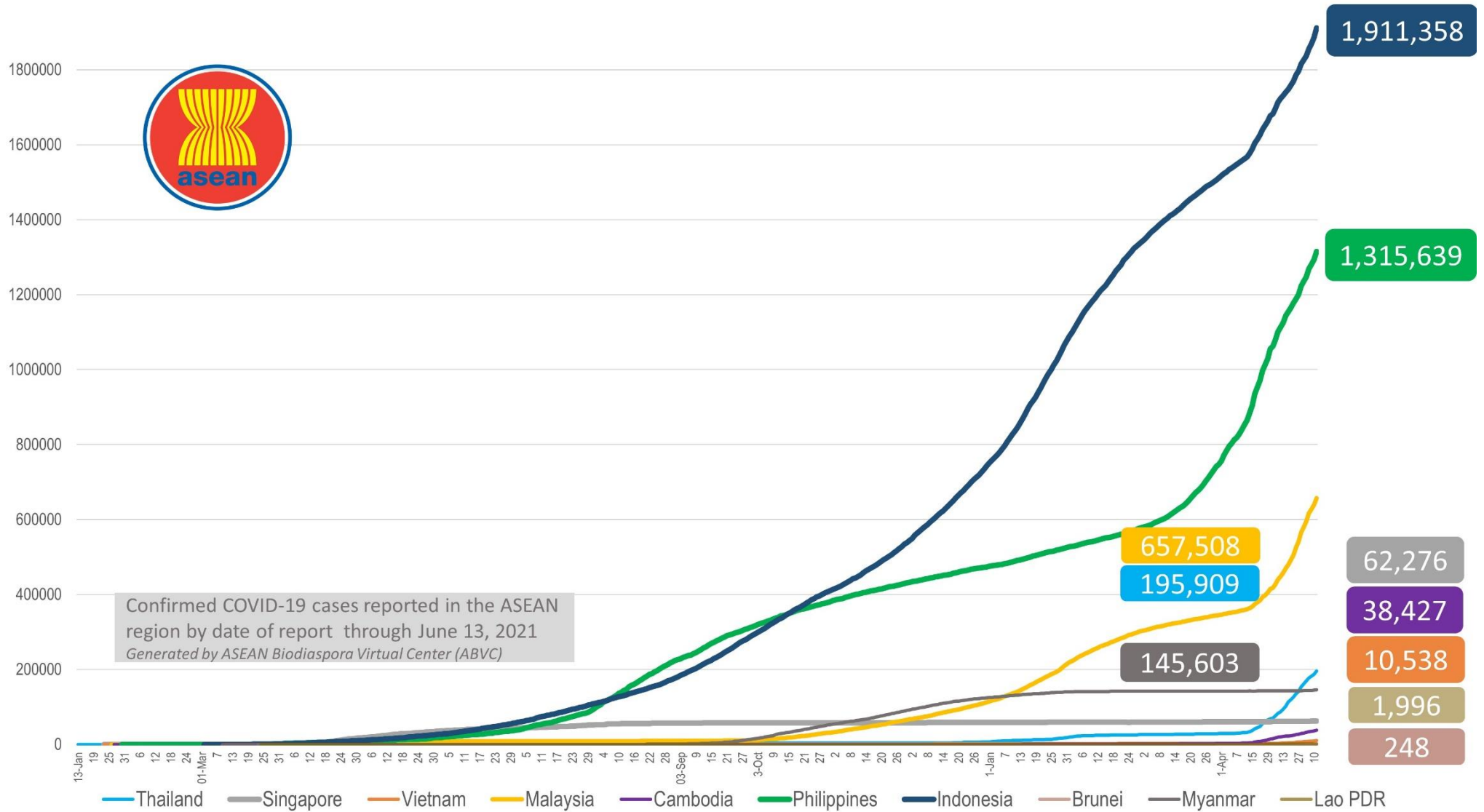


	<b>Tajikistan</b>	30 Apr 2020	10-Jan-21	13,308	-	90	-	0.7%	146		83,743	13,547	140
<b>MIDDLE EAST</b>	<b>UAE</b>	29 Jan 2020	13-Jun-21	597,986	1,969	1,726	2	0.3%	6,209	28,084	5,081,853	3,836,521	38,790
	<b>Iran</b>	19 Feb 2020	13-Jun-21	3,028,717	8,195	82,098	187	2.7%	3,703	1,852	3,915,783	637,870	760
	<b>Israel</b>	21 Feb 2020	13-Jun-21	839,666	5	6,430	2	0.8%	9,452	2,511	5,475,955	5,143,046	59,420
	<b>Lebanon</b>	21 Feb 2020	12-Jun-21	542,523	-	7,794	-	1.4%	7,921	2,213	668,318	317,000	4,640
	<b>Kuwait</b>	24 Feb 2020	13-Jun-21	327,963	1,512	1,820	3	0.6%	7,927	2,920	822,000	38,000	890
	<b>Oman</b>	24 Feb 2020	13-Jun-21	234,634	1,622	2,513	15	1.1%	4,858		335,866	80,345	1,570
	<b>Bahrain</b>	24 Feb 2020	13-Jun-21	257,852	-	1,206	-	0.5%	16,430	10,995	1,023,463	860,178	50,550
	<b>Iraq</b>	24 Feb 2020	13-Jun-21	1,254,643	3,952	16,705	15	1.3%	3,264	1,051	447,321	166,519	410
	<b>Qatar</b>	29 Feb 2020	13-Jun-21	219,730	117	577	1	0.3%	7,899	1,306	1,583,143	1,197,773	41,570
	<b>Saudi Arabia</b>	02 Mar 2020	13-Jun-21	465,797	1,017	7,572	19	1.6%	1,382	2,667			
	<b>Jordan</b>	02 Mar 2020	13-Jun-21	743,331	500	9,592	10	1.3%	7,466	2,336	1,898,859	616,793	6,050
	<b>Palestine</b>	05 Mar 2020	13-Jun-21	340,375	123	3,801	3	1.1%	7,450		373,478	234,354	4,590
	<b>Syria</b>	22 Mar 2020	13-Jun-21	24,814	25	1,810	2	7.3%	147		71,519		
<b>Yemen</b>	10 Apr 2020	13-Jun-21	6,862	5	1,349	2	19.7%	24		221,380			
<b>AFRICA</b>	<b>Egypt</b>	14 Feb 2020	12-Jun-21	272,491	-	15,582	-	5.7%	277		2,820,175	520,041	510
	<b>Algeria</b>	25 Feb 2020	13-Jun-21	133,388	318	3,571	6	2.7%	316		2,500,000		
	<b>Nigeria</b>	28 Feb 2020	12-Jun-21	167,059	-	2,117	-	1.3%	85	45	1,964,095	261,670	130
	<b>Tunisia</b>	02 Mar 2020	13-Jun-21	368,908	1,861	13,515	79	3.7%	3,190	747	899,555	352,570	2,980
	<b>Morocco</b>	02 Mar 2020	13-Jun-21	523,890	270	9,211	4	1.8%	1,454	253	9,363,220	7,094,691	19,220
	<b>Senegal</b>	02 Mar 2020	13-Jun-21	41,998	46	1,154	4	2.7%	265	99	474,136	71,779	430
	<b>South Africa</b>	05 Mar 2020	13-Jun-21	1,747,082	7,657	57,765	59	3.3%	3,024	757	642,946	480,665	810
	<b>Cameroon</b>	06 Mar 2020	11-Jun-21	80,090	-	1,310	-	1.6%	318		70,257	16,194	60
	<b>Togo</b>	06 Mar 2020	13-Jun-21	13,620	-	126	-	0.9%	173	116	270,784	76,462	920
	<b>Burkina Faso</b>	09 Mar 2020	12-Jun-21	13,459	-	167	-	1.2%	68		7,881		
	<b>Democratic Republic of Congo</b>	10 Mar 2020	13-Jun-21	35,228	279	834	-	2.4%	42		29,262	2,609	-
	<b>Ivory Coast</b>	11 Mar 2020	12-Jun-21	47,662	-	306	-	0.6%	190	92	662,848		
	<b>Reunion</b>	11 Mar 2020	09-Jun-21	27,235	-	212	-	0.8%	3,505				
	<b>Ghana</b>	13 Mar 2020	12-Jun-21	94,493	-	789	-	0.8%	317	95	852,047	376,169	1,210
	<b>Guinea</b>	13 Mar 2020	12-Jun-21	23,389	-	167	-	0.7%	188		289,337	95,637	730
	<b>Gabon</b>	13 Mar 2020	12-Jun-21	24,736	-	156	-	0.6%	1,167		22,132	9,973	450
	<b>Sudan</b>	13 Mar 2020	13-Jun-21	36,304	26	2,732	1	7.5%	87		417,209	66,311	150
	<b>Kenya</b>	13 Mar 2020	12-Jun-21	175,176	-	3,396	-	1.9%	341	-	982,310	76,807	140
	<b>Ethiopia</b>	13 Mar 2020	13-Jun-21	274,187	159	4,242	5	1.5%	251	46	1,894,717		
	<b>Central African Republic</b>	14 Mar 2020	07-Jun-21	7,101	-	98	-	1.4%	152		25,551	990	20
<b>Seychelles</b>	14 Mar 2020	11-Jun-21	12,973	-	46	-	0.4%	13,407		70,653	66,543	67,670	
<b>Rwanda</b>	14 Mar 2020	12-Jun-21	28,146	-	370	-	1.3%	229	502	350,400	49,696	380	

<b>Namibia</b>	14 Mar 2020	13-Jun-21	65,089	884	995	2	1.5%	2,659	999	82,845	13,588	530
<b>Swaziland</b>	14 Mar 2020	12-Jun-21	18,732	-	676	-	3.6%	1,649		35,227		
<b>Mauritania</b>	14 Mar 2020	12-Jun-21	20,040	-	475	-	2.4%	455	-	37,726	6,902	150
<b>Mayotte</b>	14 Mar 2020	03-Jun-21	19,333	-	173	-	0.9%	12,156				
<b>Equatorial Guinea</b>	15 Mar 2020	12-Jun-21	8,650	-	120	-	1.4%	661		148,579	98,649	7,030
<b>Republic of Congo</b>	15 Mar 2020	13-Jun-21	12,121	-	160	-	1.3%	231		22,623	15,645	280
<b>Benin</b>	16 Mar 2020	09-Jun-21	8,109	-	102	-	1.3%	71	-	21,834	4,790	40
<b>Liberia</b>	16 Mar 2020	11-Jun-21	2,484	-	93	-	3.7%	52		63,662	467	10
<b>Tanzania</b>	16 Mar 2020	08-May-20	509	-	21	-	4.1%	1				
<b>Somalia</b>	16 Mar 2020	09-Jun-21	14,779	-	774	-	5.2%	98		129,733	13,646	90
<b>Gambia</b>	17 Mar 2020	11-Jun-21	6,008	-	180	-	3.0%	263	-	30,421	10,389	430
<b>Zambia</b>	17 Mar 2020	13-Jun-21	111,746	1,414	1,389	24	1.2%	644	674	141,829	5,286	30
<b>Mauritius</b>	18 Mar 2020	13-Jun-21	1,673	107	18	-	1.1%	132		247,673	207,569	16,320
<b>Djibouti</b>	18 Mar 2020	12-Jun-21	11,572	-	154	-	1.3%	1,207		12,547	8,810	890
<b>Niger</b>	19 Mar 2020	11-Jun-21	5,446	-	192	-	3.5%	24		170,716	10,271	40
<b>Chad</b>	19 Mar 2020	08-Jun-21	4,942	-	174	-	3.5%	32		5,324		
<b>Zimbabwe</b>	20 Mar 2020	12-Jun-21	39,852	-	1,632	-	4.1%	276	174	690,452	399,054	2,680
<b>Cape Verde</b>	20 Mar 2020	12-Jun-21	31,571	-	273	-	0.9%	5,806		36,440	2,771	500
<b>Madagascar</b>	20 Mar 2020	13-Jun-21	41,933	39	887	5	2.1%	160	16	97,300		
<b>Uganda</b>	21 Mar 2020	11-Jun-21	61,977	-	428	-	0.7%	145	129	757,664	4,129	10
<b>Eritrea</b>	21 Mar 2020	12-Jun-21	4,848	-	16	-	0.3%	137				
<b>Angola</b>	21 Mar 2020	12-Jun-21	36,600	-	825	-	2.3%	119		774,926	447,704	1,360
<b>Mozambique</b>	22 Mar 2020	13-Jun-21	71,538	77	841	1	1.2%	243	42	320,129	74,801	240
<b>Libya</b>	24 Mar 2020	13-Jun-21	189,059	297	3,161	3	1.7%	2,831		317,809		
<b>Guinea-Bissau</b>	25 Mar 2020	11-Jun-21	3,802	-	69	-	1.8%	203		18,706		
<b>Mali</b>	25 Mar 2020	13-Jun-21	14,350	1	523	-	3.6%	75		115,048	42,081	210
<b>Botswana</b>	30 Mar 2020	10-Jun-21	59,480	-	896	-	1.5%	2,639		150,019		
<b>Sierra Leone</b>	31 Mar 2020	13-Jun-21	4,388	39	82	-	1.9%	57		75,667	12,856	160
<b>Burundi</b>	31 Mar 2020	12-Jun-21	4,995	-	8	-	0.2%	45				
<b>Malawi</b>	02 Apr 2020	12-Jun-21	34,485	-	1,159	-	3.4%	196	65	366,198	3,476	20
<b>South Sudan</b>	05 Apr 2020	28-May-21	10,688	-	115	-	1.1%	129	-	11,889		
<b>Sao Tome and Principe</b>	06 Apr 2020	13-Jun-21	2,358	1	37	-	1.6%	1,193		12,374	11,270	5,140
<b>Comoros</b>	30 Apr 2020	12-Jun-21	3,899	-	146	-	3.7%	468		43,140	41,220	4,740
<b>Lesotho</b>	13May 2020	12-Jun-21	10,859	-	326	-	3.0%	515		36,637	122	10
			<b>172,635,446</b>	<b>214,095</b>	<b>3,733,027</b>	<b>6,571</b>	<b>2.2%</b>					

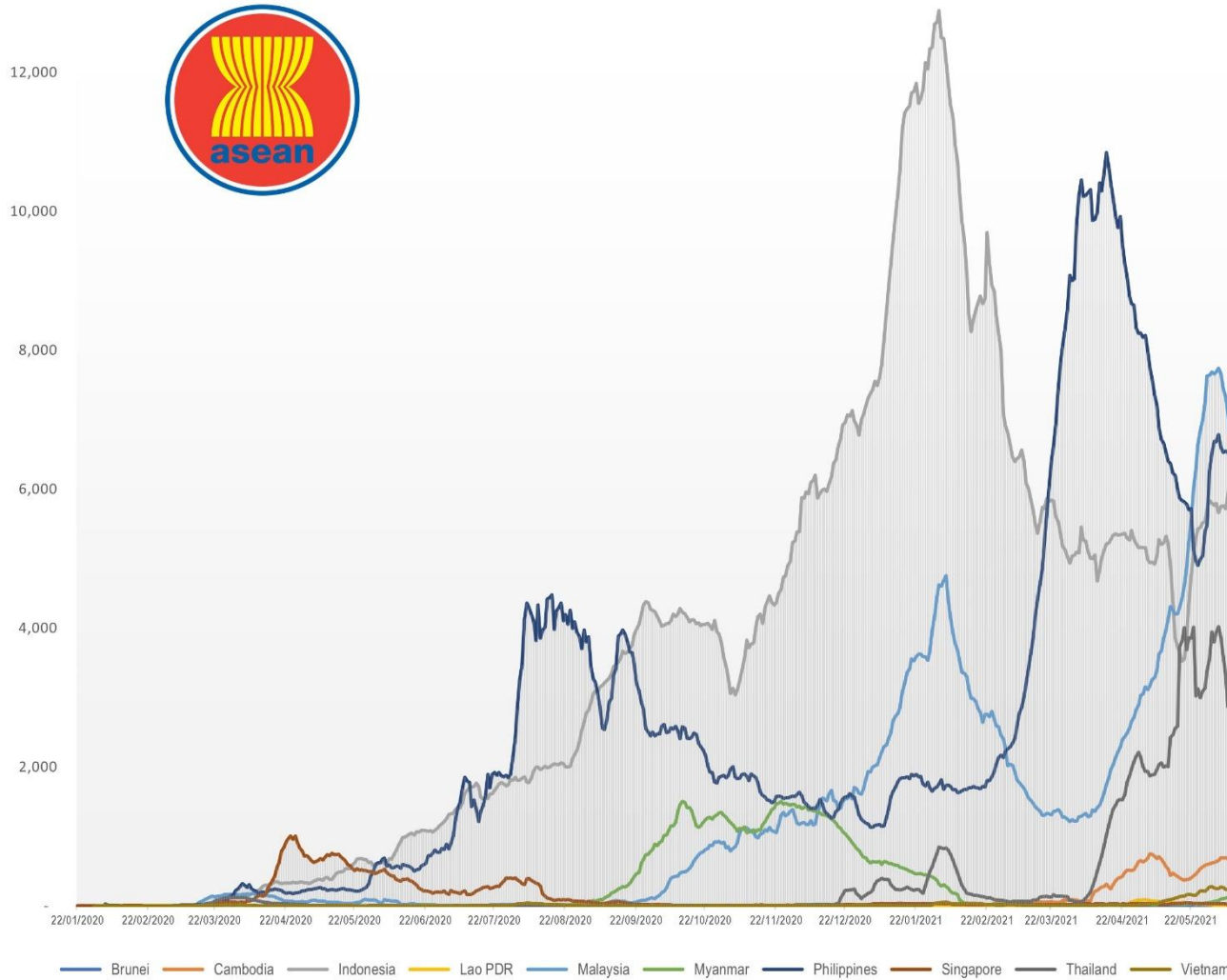
# COVID-19 Epi curve among ASEAN Countries

as of 13 June 2021



# 7-Day Rolling Average of COVID-19 new cases

as of 13 June 2021

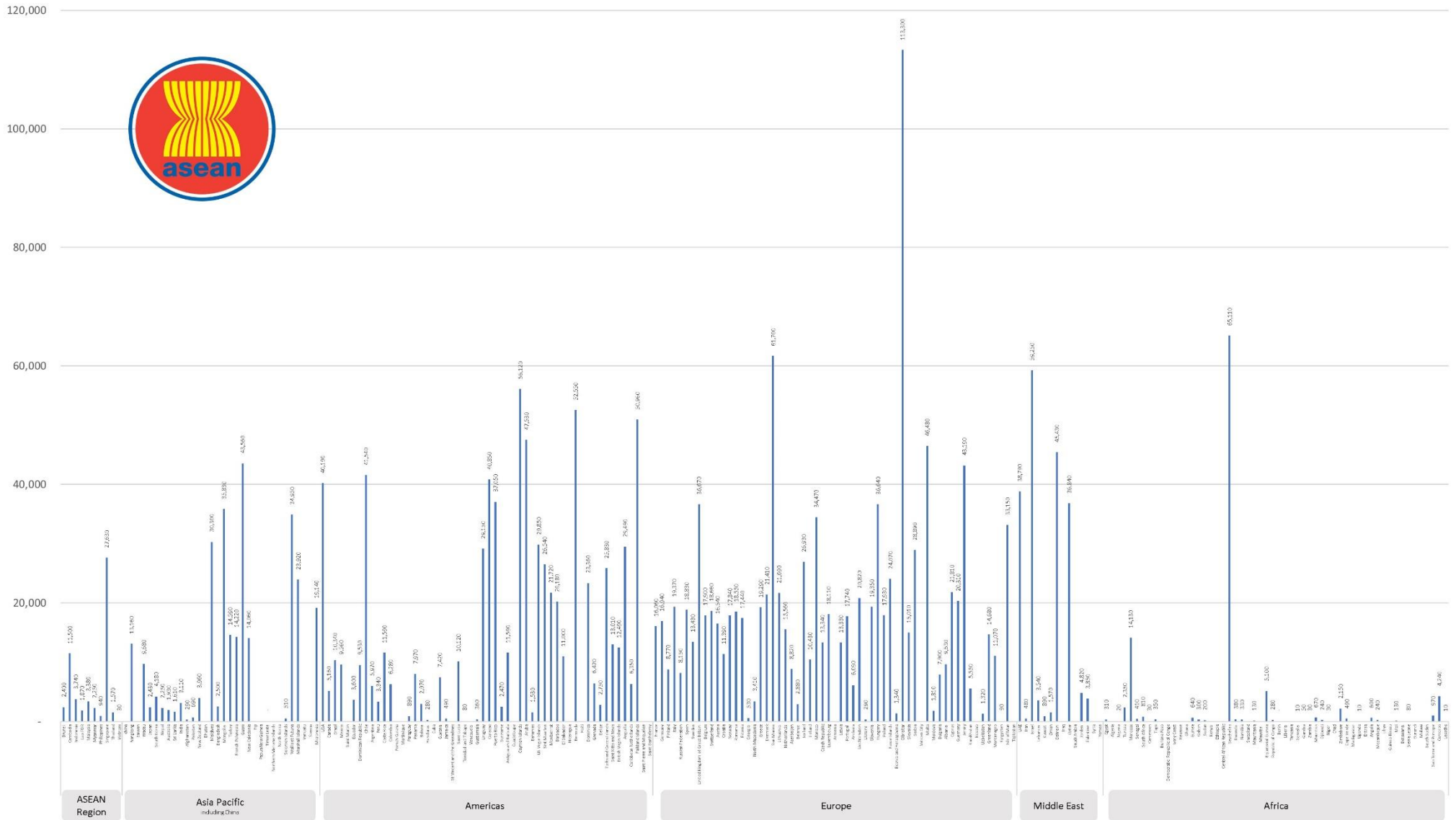


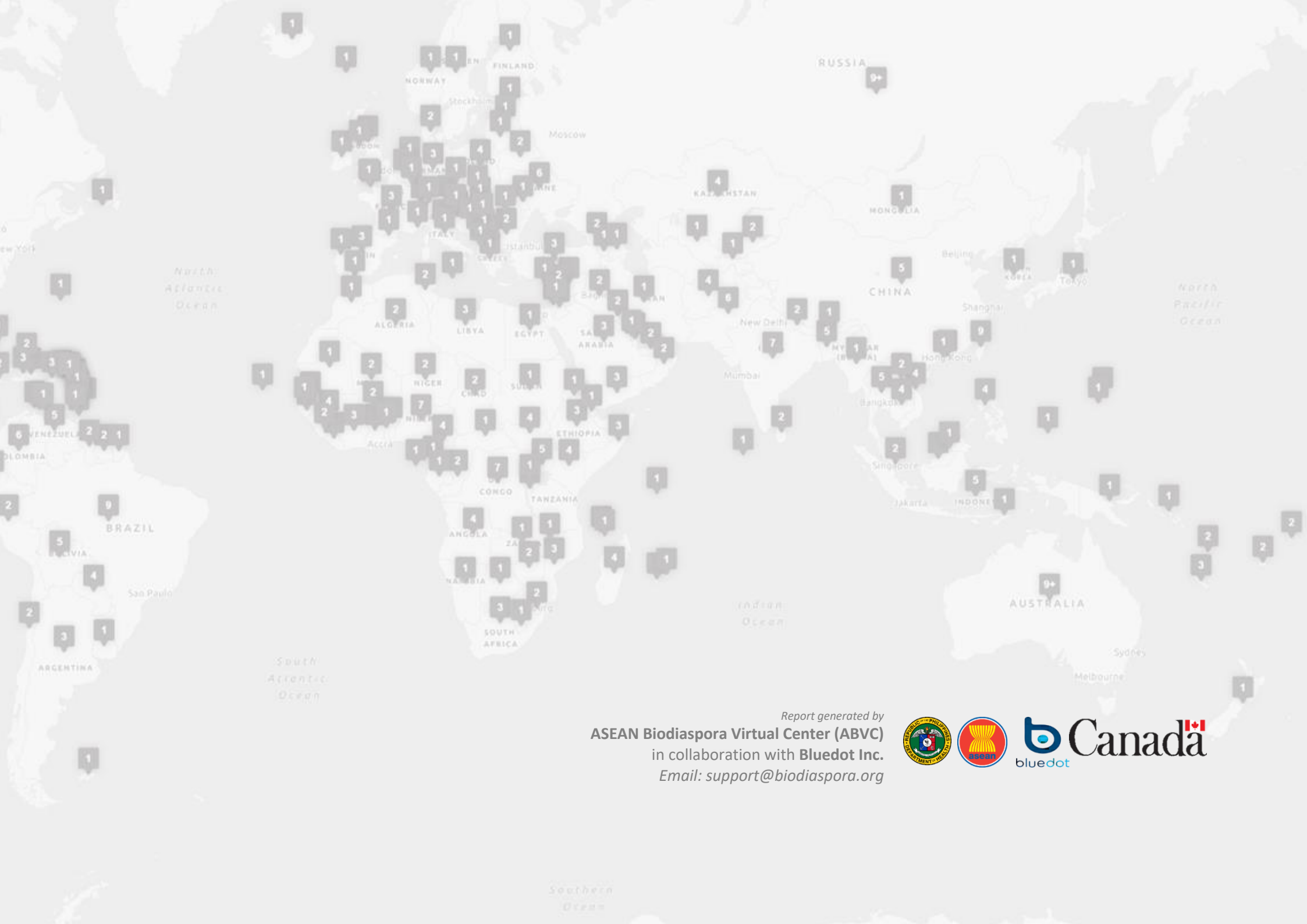
ASEAN Country	New Cases Rate of Change 7-Day Window*	P value
Brunei	0.051	0.027
Cambodia	-15.878	0.004
Indonesia	326.959	0
Lao PDR	-0.439	0.035
Malaysia	-222.781	0
Myanmar	8.622	0.022
Philippines	12.403	0.304
Singapore	-2.036	0.002
Thailand	-57.689	0.026
Vietnam	2.837	0.112

\*Beta coefficient of linear line of best fit; equal to the rate of change in the 7-day rolling average of new cases over the past 7 days (as of June 13, 2021)

# Fully vaccinated per 100,000 population

as of 13 June 2021





Report generated by  
**ASEAN Biodiaspora Virtual Center (ABVC)**  
 in collaboration with **Bluedot Inc.**  
 Email: [support@biodiaspora.org](mailto:support@biodiaspora.org)

