

COVID-19 Situational Report in the ASEAN Region

ASEAN BioDiaspora Virtual Center (ABVC)

as of February 14, 2022



COVID-19: Highlights and Situation Overview

Global Update

- Worldwide, there have been over 412 million cases and 5.8 million deaths attributed to COVID-19.
- Based on the BlueDot COVID-19 Data Suite, as of February 10, the top five countries with the highest seven-day rolling average number of daily new cases are the United States, Germany, Russia, France, and Brazil. The top five countries/overseas territories with the highest seven-day rolling average number of daily new cases per million population are Faroe Islands, Palau, Denmark, Netherlands, and Georgia. As of February 10, Oceania is the region with the largest proportion of countries (44%, or 7 out of 16) with a high incidence rate (>350 per 100,000 over the past 14 days) and a stable or increasing trend in daily new cases over the last seven days. Asia has the highest proportion of countries (15%, or 7 out of 48) with a low (<=140) to moderate (140.1 - 350) incidence rate and an increasing trend in new cases over the last seven days. Africa has the highest proportion of countries (80%, or 45 out of 56) reporting a low incidence rate (<= 140) with a stable or decreasing trend in new cases.

Regional Update

- The Philippines' Department of Health (DOH) reported 3,050 new confirmed cases of COVID-19 on February 13 (Sunday), bringing the total number of cases in the country to 3,637,280. The positivity rate was down to 11.7% from 14.3% the previous day. On February 14 (Monday), the government announced that the country's capital, Metro Manila, will remain under COVID-19 Alert Level 2 until February 28. While most of the areas in the country has now moved to Level 2, seven areas in the country which include Davao de Oro, Davao Occidental, Guimaras, Iloilo City, Iloilo Province, South Cotabato, and Zamboanga City, will be placed under Alert Level 3 from February 16 to February 28.

Vaccine Update

- A total of 10 countries accounted for 67.1% of all vaccinations administered globally as of February 10. The top five countries/territories with the highest number of cumulative people fully vaccinated per 100,000 population are Gibraltar (120,930), United Arab Emirates (93,840), Brunei Darussalam (91,360), Portugal (91,220), and Chile (88,600). Conversely, the top five countries with the lowest number of cumulative people fully vaccinated per 100,000 population are Burundi (60), the Democratic Republic of the Congo (230), Chad (800), Haiti (810), and Yemen (1,180).
- Based on Malaysia's CovidNow portal, a total of 22,936,644 individuals or 97.5% of the population have completed the vaccination, while 98.7% or 23,212,859 individuals have received at least one dose of the vaccine as of February 13 (Sunday). In addition, 13,258,893 or 56.4% of the adult population in the country have received the booster dose. For adolescents aged between 12 and 17, a total of 2,795,507 or 89.8% of their population in the country have completed the vaccination, while 2,874,510 or 92.3% of the same group have received at least one dose of the vaccine. Meanwhile, a total of 169,710 children aged between 5 and 11 years, or 4.8% of this age group have received the first dose of the COVID-19 vaccine. On February 13 (Sunday), a total of 118,875 doses of the vaccine were dispensed, involving 35,441 as first dose, 649 as second dose and 82,785 as booster dose, bringing the cumulative number of vaccine doses administered under National COVID-19 Immunization Programme (PICK) to 65,042,686.

- Singapore's Health Sciences Authority (HSA) announced on Monday (February 14) that the COVID-19 vaccine developed by Novavax has been authorized under the Pandemic Special Access Route (PSAR) to be used for individuals aged 18 and above. The first batch of Nuvaxovid is expected to arrive in Singapore in the next few months. The vaccination regimen comprises two 5mcg doses of Nuvaxovid to be administered three weeks apart. HSA said it has reviewed that the vaccine meets quality, safety and efficacy standards, and that its benefits outweigh the risks for the Singapore population. Two groups of experts from HSA's Medicines Advisory Committee and Panel of Infectious Diseases Experts were also consulted, and they agreed with HSA's recommendation for PSAR authorization. HSA said that its review was based on two phase 3 clinical studies conducted in the United States, Mexico and Britain, comprising more than 40,000 trial participants aged between 18 and 95. The results showed that Nuvaxovid demonstrated a vaccine efficacy of about 90% against symptomatic COVID-19 and 100% in preventing severe COVID-19. HSA added that the vaccine showed consistent efficacy against the Alpha variant, but there was no data on the Delta and Omicron strains, as these variants were not prevalent at the time Novavax conducted the clinical trials.

Travel Advisories (no new update/s)

- Brunei: The Prime Minister's Office (PMO) announced that the temporary suspension on cross-border activities is extended by 14 days from February 15 to February 28. The temporary suspension applies to the entry of foreign nationals via land and sea ports, including transits through the Sultanate, except for entry and transit travels that have been granted approval by the Government of Brunei. Entry and transits through the country may only be considered for transit vehicles with transit permits issued by the Government of Brunei, provided that the travellers have attained endorsement from their local authorities for their travels. The suspension will also be subject to existing entry conditions and procedures for official government travel; students required to attend school; emergency services such as ambulances, police and military; and vaccinated foreign-registered transport operators with cross-country permits issued by the Government of Brunei for import deliveries of essential goods. It also applies to the entry and exit-country travels of commuters via land and sea ports for the purpose of work.
- Vietnam: The Vietnamese government will be lifting of all restrictions on international flights from February 15. According to the Civil Aviation Authority of Vietnam (CAAV), limits on the number of inbound and outbound international flights in Vietnam will be removed. Meanwhile, regulations on entry and pandemic prevention and control for passengers entering Vietnam will continue to be implemented in line with guidelines of the Ministry of Public Security, the Ministry of Foreign Affairs, and the Ministry of Health. CAAV added that all the countries receiving Vietnam's proposal have agreed to restore the aviation links with Vietnam except China. Currently, air routes linking Vietnam and European countries, Australia and the United States of America have been resumed. However, Japan and the Republic of Korea have still applied restrictions on passengers from Vietnam as part of their efforts to prevent the spread of COVID-19.

Cases and Deaths as of 14 February 2022

- As of 14 February 2022 (2PM, GMT+8), worldwide, there were **412,413,077** confirmed cases, including **5,840,651** deaths. Globally, Case Fatality Rate (CFR) was **1.4**.
- In **China**, there were **148,209** confirmed cases with **5,706** deaths, including deaths in Hong Kong (219) and Taiwan (851). Confirmed cases in China include confirmed cases in Hong Kong (21,633), Macau (79) and Taiwan (19,567). CFR was **3.8**.
- **17,890,732 confirmed cases** of COVID-19 have been reported in the ASEAN region with a total of **317,530 deaths**, with a CFR of **1.8**.

REGION	COUNTRY	FIRST CONFIRMED CASE(S)	LATEST REPORT ON CONFIRMED CASE(S)	TOTAL CONFIRMED CASES	NEW CASES (7-Day Rolling Average)	TOTAL DEATHS	NEW DEATHS (7-Day Rolling Average)	CASE FATALITY RATE	TOTAL POPULATION	CUMULATIVE CASES/ 100,000	CUMULATIVE VACCINATED	CUMULATIVE FULLY VACCINATED	FULLY VACCINATED / 100
ASEAN REGION	Brunei	10 Mar 20	13-Feb-22	22,515	936 (730)	98	-	0.4%	433,285	5,196	407,042	403,385	91.4
	Cambodia	27 Jan 20	13-Feb-22	123,443	401 (239)	3,015	-	2.4%	16,486,542	749	14,369,167	13,787,362	81.4
	Indonesia	02 Mar 20	13-Feb-22	4,807,778	44,526 (41,614)	145,176	111 (89)	3.0%	270,625,568	1,777	188,060,706	135,209,233	48.9
	Lao PDR	24 Mar 20	13-Feb-22	139,028	263 (370)	594	3 (4)	0.4%	7,169,455	1,939	4,653,477	3,835,288	52.0
	Malaysia	25 Jan 20	13-Feb-22	3,040,235	21,072 (14,992)	32,125	11 (11)	1.1%	31,949,777	9,450	26,221,434	25,731,438	78.5
	Myanmar	23 Mar 20	13-Feb-22	546,771	1,473 (1,267)	19,310	-	3.5%	54,045,420	1,012	22,106,391	18,847,061	34.4
	Philippines	30 Jan 20	13-Feb-22	3,637,280	3,050 (3,959)	54,930	- (58)	1.5%	108,116,615	3,364	56,110,301	60,145,895	54.2
	Singapore	23 Jan 20	13-Feb-22	469,495	9,420 (8,893)	897	4 (3)	0.2%	5,703,569	8,066	4,948,618	4,823,890	88.5
	Thailand	13 Jan 20	13-Feb-22	2,593,327	15,882 (13,761)	22,439	24 (21)	0.9%	69,625,582	3,725	52,785,968	49,184,242	70.3
	Vietnam	23 Jan 20	13-Feb-22	2,510,860	26,379 (24,127)	38,946	84 (89)	1.6%	96,462,106	2,603	79,162,150	71,946,807	73.3
				17,890,732	123,402	317,530	237	1.8%					

- **394,404,628 confirmed cases** of COVID-19 have been reported in **224 countries/states** (other than China, Hong Kong, Taiwan, Macau, and ASEAN countries):

REGION	COUNTRY	FIRST CONFIRMED CASE(S)	LATEST REPORT ON CONFIRMED CASE(S)	TOTAL CONFIRMED CASES	NEW CASES	TOTAL DEATHS	NEW DEATHS	CASE FATALITY RATE	CUMULATIVE CASES/ 100,000	NUMBER OF TESTS LAST 14 DAYS/ 100,000	CUMULATIVE IMMUNIZED	CUMULATIVE FULLY VACCINATED	FULLY VACCINATED / 100
ASIA PACIFIC	Japan	16 Jan 2020	13-Feb-22	3,904,911	77,450	20,226	136	0.5%	3,093	2,002	101,480,129	99,951,484	79.3
	South Korea	20 Jan 2020	13-Feb-22	1,350,630	56,425	7,081	36	0.5%	2,612	5,078	44,731,406	44,219,764	86.2
	Nepal	24 Jan 2020	13-Feb-22	973,059	427	11,892	10	1.2%	3,401	223	16,830,395	14,407,775	48.6
	Australia	25 Jan 2020	13-Feb-22	2,527,112	21,173	4,593	47	0.2%	9,852	4,694	21,906,946	20,360,127	79.0
	Sri Lanka	27 Jan 2020	13-Feb-22	628,116	1,150	15,808	31	2.5%	2,881	392	16,805,368	14,033,275	65.3
	India	30 Jan 2020	13-Feb-22	42,631,421	44,877	508,665	684	1.2%	3,120	1,499	957,047,881	750,185,166	53.8
	Afghanistan	24 Feb 2020	13-Feb-22	170,604	452	7,494	6	4.4%	448		4,634,282	3,959,887	9.9
	Pakistan	26 Feb 2020	13-Feb-22	1,483,798	3,206	29,772	41	2.0%	685	315	115,238,268	89,853,639	39.9
	New Zealand	28 Feb 2020	12-Feb-22	19,777	-	53	-	0.3%	402	4,652	4,226,645	3,943,473	76.9
	Bhutan	05 Mar 2020	13-Feb-22	7,429	230	5	-	0.1%	974	13,043	593,980	570,751	73.2
	Maldives	07 Mar 2020	13-Feb-22	159,061	1,030	289	1	0.2%	29,958	11,713	397,851	370,311	68.1
	Bangladesh	08 Mar 2020	13-Feb-22	1,909,664	4,838	28,819	28	1.5%	1,171	285	95,440,321	59,711,538	35.9
	Mongolia	10 Mar 2020	13-Feb-22	456,313	893	2,145	1	0.5%	14,149	4,136	2,270,250	2,171,433	65.2
Turkey	10 Mar 2020	13-Feb-22	12,908,321	73,787	90,542	276	0.7%	15,472	5,866	57,559,910	52,616,197	61.9	

	French Polynesia	12 Mar 2020	07-Feb-22	51,949	-	636	-	1.2%	18,601		181,271	166,049	58.8
	Guam	15 Mar 2020	12-Feb-22	39,640	-	306	-	0.8%	23,695		147,407	132,812	78.8
	New Caledonia	17 Mar 2020	13-Feb-22	35,043	1,047	284	-	0.8%	12,176		186,403	177,523	61.6
	Fiji	18 Mar 2020	12-Feb-22	63,476	-	819	-	1.3%	7,133	226	665,494	615,242	68.1
	Papua New Guinea	21 Mar 2020	11-Feb-22	38,481	-	610	-	1.6%	438	-	295,610	234,710	2.6
	Timor Leste	21 Mar 2020	13-Feb-22	21,631	75	124	1	0.6%	1,673	2,157	672,455	564,583	42.0
	Northern Mariana Islands	28 Mar 2020	12-Feb-22	7,353	-	23	-	0.3%	12,851		44,862	42,423	81.8
	North Korea	24 Jul 2020	25-Jul-20	1	-	-	-	0.0%	0				
	Solomon Islands	03 Oct 2020	11-Feb-22	4,302	-	53	-	1.2%	642		197,796	80,001	11.4
	Wallis et Futuna	17 Oct 2020	03-Dec-21	454	-	7	-	1.5%	2,833		6,151	6,136	55.3
	Marshall Islands	26 Oct 2020	06-Jan-22	7	-	-	-	0.0%	12		27,872	23,655	30.4
	Vanuatu	11 Nov 2020	14-Dec-21	7	-	1	-	14.3%	2		110,235	73,810	23.5
	Samoa	18 Nov 2020	02-Feb-22	33	-	-	-	0.0%	17		142,433	124,583	62.3
	Micronesia	11 Jan 2021	11-Jan-21	1	-	-	-	0.0%	1		56,911	45,422	44.4
	Palau	31 May 2021	12-Feb-22	3,133	-	1	-	0.0%	17,398		20,114	17,589	81.7
	Tonga	05 Nov 2021	11-Feb-22	66	-	-	-	0.0%	63		74,004	64,680	60.6
	Kiribati	25 Jan 2022	13-Feb-22	2,548	97	3	-	0.1%	2,167		74,579	46,015	37.9
AMERICAS	USA	21 Jan 2020	13-Feb-22	79,316,809	22,885	943,213	269	1.2%	24,164	2,252	251,926,344	212,953,838	64.1
	Canada	25 Jan 2020	13-Feb-22	3,188,702	4,401	35,429	31	1.1%	8,390	2,316	32,470,511	30,564,345	80.3
	Brazil	26 Feb 2020	12-Feb-22	27,434,286	-	638,346	-	2.3%	12,956	512	174,117,725	152,194,707	71.1
	Mexico	28 Feb 2020	12-Feb-22	5,283,852	-	312,697	-	5.9%	4,142	157	84,064,526	77,885,188	59.8
	Saint Martin	01 Mar 2020	12-Feb-22	9,774	-	63	-	0.6%	25,720				
	Ecuador	01 Mar 2020	09-Feb-22	781,470	-	34,854	-	4.5%	4,498	492	14,703,599	13,404,880	74.9
	Dominican Republic	01 Mar 2020	13-Feb-22	569,446	422	4,347	4	0.8%	5,303	651	7,021,901	5,837,594	53.3
	Chile	03 Mar 2020	13-Feb-22	2,621,427	38,493	40,558	94	1.5%	13,832	7,022	17,695,687	17,080,002	88.9
	Argentina	03 Mar 2020	13-Feb-22	8,734,551	6,289	124,081	94	1.4%	19,437	1,153	40,021,069	35,425,902	77.7

Peru	05 Mar 2020	12-Feb-22	3,435,753	-	208,120	-	6.1%	10,568	119	25,141,637	23,027,557	69.0
Costa Rica	06 Mar 2020	11-Feb-22	757,093	-	7,772	-	1.0%	14,999	1,517	4,089,508	3,713,796	72.3
Colombia	06 Mar 2020	13-Feb-22	6,020,095	5,532	137,115	162	2.3%	11,959	977	40,830,740	32,586,898	63.6
French Guiana	06 Mar 2020	11-Feb-22	77,164	-	384	-	0.5%	39,469				
Martinique	06 Mar 2020	08-Feb-22	101,298	-	854	-	0.8%	23,400				
Paraguay	07 Mar 2020	12-Feb-22	622,585	-	17,882	-	2.9%	8,838	1,720	3,718,003	3,145,443	43.6
Panama	10 Mar 2020	12-Feb-22	741,651	-	7,938	-	1.1%	17,465	4,287	3,170,204	2,521,225	57.5
Bolivia	10 Mar 2020	12-Feb-22	882,649	-	21,261	-	2.4%	7,666	956	6,817,070	5,440,391	46.0
Honduras	11 Mar 2020	08-Feb-22	402,329	-	10,559	-	2.6%	4,128		5,190,314	4,399,117	43.7
Cuba	11 Mar 2020	13-Feb-22	1,060,732	898	8,472	5	0.8%	9,359	-	10,589,033	9,854,381	87.1
Guyana	11 Mar 2020	11-Feb-22	62,156	-	1,190	-	1.9%	7,941	-	427,336	319,596	40.4
Jamaica	12 Mar 2020	13-Feb-22	127,054	168	2,739	1	2.2%	4,309	654	756,055	636,803	21.4
St Vincent and the Grenadines	12 Mar 2020	12-Feb-22	6,723	-	102	-	1.5%	6,079	377	34,868	28,702	25.8
Saint Lucia	13 Mar 2020	12-Feb-22	22,048	-	347	-	1.6%	12,062		57,418	51,596	28.0
Trinidad and Tobago	13 Mar 2020	12-Feb-22	120,003	-	3,519	-	2.9%	8,603	-	737,883	697,579	49.7
Venezuela	13 Mar 2020	12-Feb-22	504,719	-	5,538	-	1.1%	1,770		22,157,232	14,287,370	49.8
Guatemala	13 Mar 2020	12-Feb-22	733,960	-	16,627	-	2.3%	4,420	782	7,068,134	5,460,442	29.9
Uruguay	13 Mar 2020	12-Feb-22	772,757	-	6,744	-	0.9%	22,323	7,289	2,948,550	2,701,201	77.5
Curacao	13 Mar 2020	13-Feb-22	38,380	44	256	2	0.7%	24,362		106,324	97,903	59.4
Puerto Rico	13 Mar 2020	12-Feb-22	468,171	-	4,025	-	0.9%	14,659		3,015,879	2,572,351	80.5
Suriname	13 Mar 2020	12-Feb-22	76,975	-	1,298	-	1.7%	13,240	509	265,460	234,290	39.6
Antigua and Barbuda	13 Mar 2020	10-Feb-22	7,331	-	134	-	1.8%	7,549	-	63,244	60,492	61.3
Guadeloupe	13 Mar 2020	09-Feb-22	119,534	-	808	-	0.7%	26,983				
Cayman Islands	13 Mar 2020	09-Feb-22	17,687	-	16	-	0.1%	27,233		59,441	57,627	86.7
Aruba	14 Mar 2020	13-Feb-22	33,500	17	198	-	0.6%	31,510		87,062	80,143	74.8
Bahamas	15 Mar 2020	12-Feb-22	32,925	-	757	-	2.3%	8,454	1,035	161,646	152,860	38.5
US Virgin Islands	16 Mar 2020	12-Feb-22	15,182	-	105	-	0.7%	14,238		66,768	55,642	52.4
Sint Maarten	17 Mar 2020	12-Feb-22	9,483	-	83	-	0.9%	23,281		27,592	25,501	58.7
Montserrat	17 Mar 2020	08-Feb-22	163	-	2	-	1.2%	1,745		1,827	1,599	32.1

	Barbados	17 Mar 2020	13-Feb-22	51,624	313	299	4	0.6%	17,986		159,193	147,935	51.4
	El Salvador	18 Mar 2020	12-Feb-22	135,109	-	3,994	-	3.0%	2,094	-	4,550,072	4,226,787	64.8
	Nicaragua	18 Mar 2020	08-Feb-22	17,791	-	218	-	1.2%	272		5,334,996	3,731,176	55.7
	Bermuda	18 Mar 2020	12-Feb-22	11,146	-	120	-	1.1%	17,438		46,961	46,041	74.2
	Haiti	19 Mar 2020	11-Feb-22	29,939	-	807	-	2.7%	266	-	143,733	93,809	0.8
	Dominica	22 Mar 2020	12-Feb-22	10,414	-	53	-	0.5%	14,503		31,927	29,251	40.5
	Grenada	22 Mar 2020	12-Feb-22	13,242	-	213	-	1.6%	11,823		42,603	37,002	32.7
	Belize	23 Mar 2020	11-Feb-22	55,183	-	631	-	1.1%	14,137	-	233,048	204,450	50.5
	Turks and Caicos Islands	23 Mar 2020	12-Feb-22	5,828	-	35	-	0.6%	15,260		30,801	28,811	73.5
	Saint Kitts and Nevis	24 Mar 2020	12-Feb-22	5,498	-	40	-	0.7%	10,408	1,783	27,984	26,048	48.7
	British Virgin Islands	25 Mar 2020	03-Feb-22	5,928	-	61	-	1.0%	19,740		18,786	17,236	56.7
	Anguilla	26 Mar 2020	09-Feb-22	2,458	-	9	-	0.4%	18,545		10,218	9,418	62.3
	Caribbean Netherlands	01 Apr 2020	12-Feb-22	7,393	-	31	-	0.4%	41,045		19,109	16,736	63.3
	Falkland Islands	03 Apr 2020	31-Jan-22	89	-	-	-	0.0%	3,374		2,632	1,775	50.3
	Saint Pierre and Miquelon	05 Apr 2020	12-Feb-22	1,030	-	1	-	0.1%	14,689				
	Saint Barthelemy	25 Jul 2020	10-Feb-22	3,687	-	6	-	0.2%	43,633				
EUROPE	France	24 Jan 2020	13-Feb-22	21,708,827	86,562	134,804	107	0.6%	32,372	9,534	53,879,448	51,901,094	77.0
	Germany	27 Jan 2020	13-Feb-22	12,402,965	110,388	120,580	47	1.0%	14,919	3,123	63,274,587	62,179,333	74.1
	Finland	29 Jan 2020	12-Feb-22	569,973	-	2,170	-	0.4%	10,325	3,118	4,464,374	4,204,677	75.8
	Italy	30 Jan 2020	13-Feb-22	12,105,675	52,345	151,015	191	1.2%	20,077	14,645	50,502,243	46,872,095	77.6
	Russian Federation	31 Jan 2020	13-Feb-22	14,133,509	197,949	340,248	706	2.4%	9,790	8,004	77,847,010	70,894,990	48.6
	Spain	31 Jan 2020	11-Feb-22	10,604,200	-	95,995	-	0.9%	22,525	3,387	40,986,943	38,372,822	82.1
	Sweden	31 Jan 2020	12-Feb-22	2,397,330	-	16,465	-	0.7%	23,308	3,391	7,791,817	7,546,350	74.3
	United Kingdom of Great Britain	31 Jan 2020	13-Feb-22	18,306,859	40,844	159,570	52	0.9%	27,391	17,827	52,491,142	48,718,497	71.4
	Belgium	05 Feb 2020	12-Feb-22	3,421,081	-	29,624	-	0.9%	29,790	6,406	9,181,482	8,947,740	76.9
	Switzerland	25 Feb 2020	12-Feb-22	2,527,134	-	13,050	-	0.5%	29,472	10,272	6,069,351	5,941,611	68.2
	Austria	25 Feb 2020	13-Feb-22	2,274,664	25,951	14,372	12	0.6%	25,624	91,025	6,276,480	6,069,167	67.1

Croatia	25 Feb 2020	13-Feb-22	1,017,915	2,730	14,473	49	1.4%	25,026	3,938	2,301,408	2,218,184	54.4
Norway	26 Feb 2020	12-Feb-22	1,024,379	-	1,513	-	0.1%	19,155	5,819	4,323,997	4,009,504	73.4
Romania	26 Feb 2020	13-Feb-22	2,562,315	11,967	61,601	81	2.4%	13,237	5,452	8,112,587	8,019,748	41.9
Estonia	26 Feb 2020	13-Feb-22	420,604	4,610	2,113	7	0.5%	31,706	9,871	855,995	834,251	63.0
Georgia	26 Feb 2020	13-Feb-22	1,454,065	15,712	15,556	40	1.1%	39,084	10,208	1,541,389	1,233,366	31.0
North Macedonia	26 Feb 2020	13-Feb-22	287,016	920	8,747	11	3.0%	13,776	-	850,104	830,150	39.9
Greece	26 Feb 2020	13-Feb-22	2,174,093	10,853	24,754	75	1.1%	20,288	31,359	7,819,508	7,411,380	71.5
Denmark	27 Feb 2020	13-Feb-22	2,219,837	36,284	4,068	30	0.2%	38,151	27,511	4,845,703	4,737,993	81.5
San Marino	27 Feb 2020	07-Feb-22	13,571	-	109	-	0.8%	40,080	-	24,570	21,775	64.0
Lithuania	27 Feb 2020	13-Feb-22	815,861	8,000	8,114	24	1.0%	29,275	8,040	1,944,767	1,866,805	69.4
Netherlands	27 Feb 2020	13-Feb-22	5,734,472	130,508	21,396	19	0.4%	33,084	8,065	13,437,507	12,340,229	71.9
Azerbaijan	27 Feb 2020	13-Feb-22	745,169	12,789	9,050	52	1.2%	7,434	1,860	5,264,564	4,762,493	46.6
Belarus	28 Feb 2020	13-Feb-22	831,966	8,921	6,253	16	0.8%	8,788	4,616	5,391,526	4,233,740	44.8
Iceland	28 Feb 2020	12-Feb-22	85,980	-	54	-	0.1%	23,797	10,045	309,109	287,831	78.1
Ireland	28 Feb 2020	12-Feb-22	1,242,806	-	6,291	-	0.5%	25,151	4,215	4,032,967	3,920,470	78.7
Monaco	29 Feb 2020	13-Feb-22	9,021	1	49	-	0.5%	23,152	-	28,875	25,667	65.0
Czech Republic	01 Mar 2020	13-Feb-22	3,396,250	11,000	37,820	55	1.1%	31,831	13,510	6,936,960	6,821,168	63.6
Luxembourg	01 Mar 2020	12-Feb-22	173,419	-	969	-	0.6%	27,975	7,317	476,962	429,705	67.7
Armenia	01 Mar 2020	13-Feb-22	406,379	1,574	8,167	10	2.0%	13,740	3,024	1,045,611	837,694	28.2
Latvia	02 Mar 2020	13-Feb-22	518,622	7,789	5,024	4	1.0%	27,113	14,552	1,340,114	1,293,137	69.3
Portugal	02 Mar 2020	13-Feb-22	3,085,260	16,132	20,530	38	0.7%	30,043	19,632	9,620,545	9,279,969	91.3
Andorra	02 Mar 2020	12-Feb-22	37,140	-	148	-	0.4%	48,145	2,450	57,709	53,104	68.7
Liechtenstein	03 Mar 2020	13-Feb-22	10,523	72	74	-	0.7%	27,678	-	26,682	26,227	68.6
Ukraine	03 Mar 2020	13-Feb-22	4,525,700	24,518	102,808	140	2.3%	10,196	2,054	15,572,034	14,969,913	34.4
Slovenia	04 Mar 2020	13-Feb-22	847,777	4,282	6,080	6	0.7%	40,603	3,033	1,262,761	1,215,759	58.5
Hungary	04 Mar 2020	12-Feb-22	1,695,991	-	42,360	-	2.5%	17,359	5,046	6,379,065	6,131,361	63.6
Poland	04 Mar 2020	13-Feb-22	5,402,289	22,070	108,120	31	2.0%	14,227	4,346	22,440,330	21,978,545	58.2
Faroe Islands	04 Mar 2020	13-Feb-22	28,725	305	23	1	0.1%	59,010	35,985	41,704	40,877	83.3
Bosnia and Herzegovina	05 Mar 2020	12-Feb-22	362,527	-	14,984	-	4.1%	10,982	-	943,394	846,080	25.9
Gibraltar	05 Mar 2020	11-Feb-22	14,284	-	101	-	0.7%	42,384	-	41,657	40,743	120.9
Slovakia	06 Mar 2020	13-Feb-22	1,241,121	14,196	18,095	14	1.5%	22,756	13,762	2,813,779	2,718,521	49.9

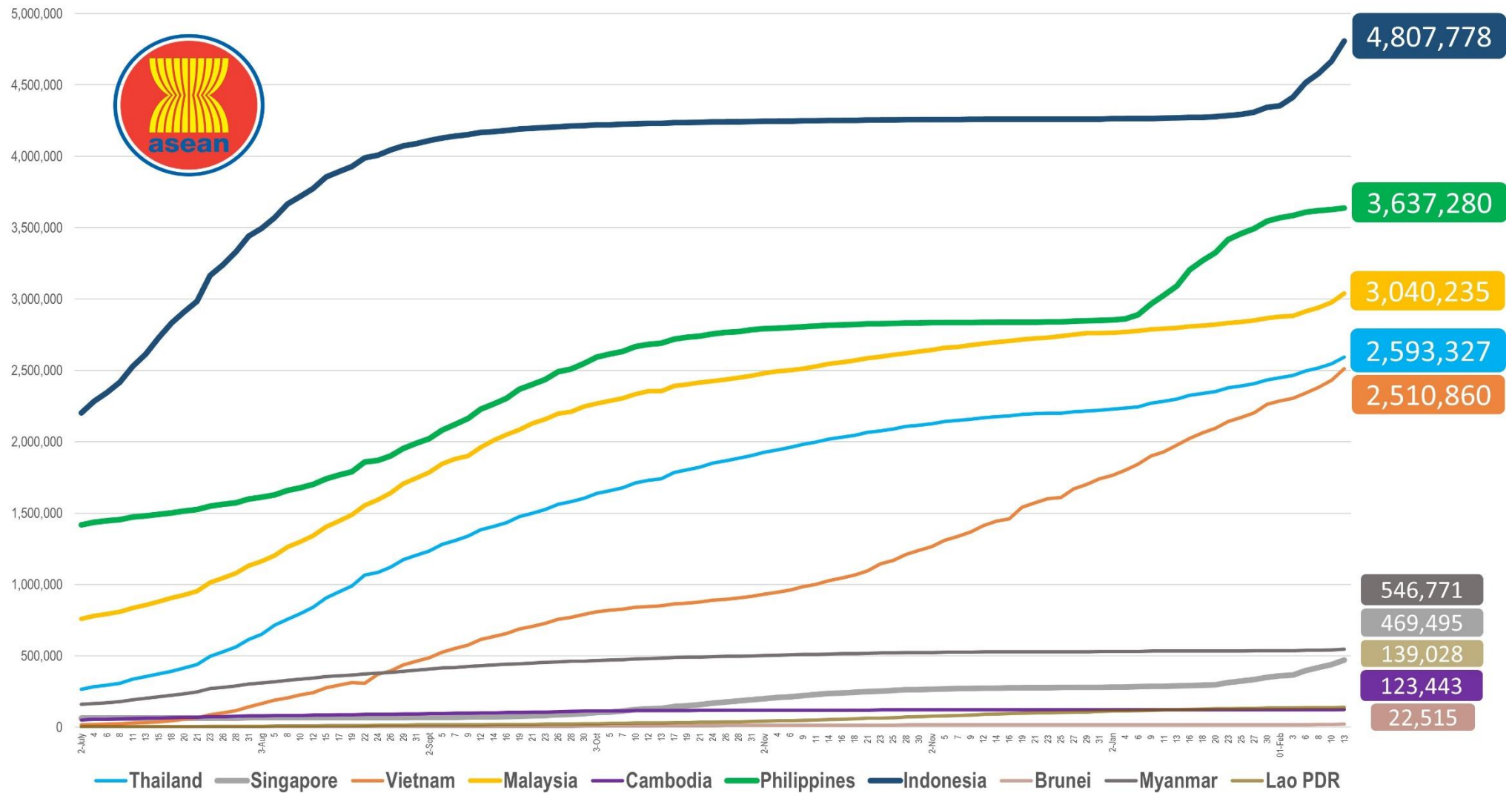
	Serbia	06 Mar 2020	13-Feb-22	1,841,010	6,036	14,427	61	0.8%	26,509	4,934	3,339,706	3,254,400	47.4
	Vatican City	06 Mar 2020	19-Jan-22	29	-	-	-	0.0%	3,149				
	Malta	07 Mar 2020	13-Feb-22	70,017	116	589	4	0.8%	13,929	5,252	466,710	456,854	88.5
	Moldova	07 Mar 2020	13-Feb-22	484,516	1,674	10,940	16	2.3%	18,231		989,897	1,021,848	25.4
	Bulgaria	08 Mar 2020	12-Feb-22	1,035,285	-	34,359	-	3.3%	14,841	5,141	1,904,143	2,026,808	29.4
	Albania	09 Mar 2020	13-Feb-22	268,298	296	3,414	4	1.3%	9,400	584	1,256,409	1,169,470	40.7
	Cyprus	09 Mar 2020	13-Feb-22	290,110	2,047	785	-	0.3%	24,205	101,606	685,612	639,865	71.4
	Channel Islands	09 Mar 2020	11-Feb-22	12,397	-	31	-	0.3%	19,006		54,146	51,351	81.0
	Jersey	10 Mar 2020	11-Feb-22	33,969	-	106	-	0.3%	37,406		82,377	78,403	77.6
	Kazakhstan	13 Mar 2020	13-Feb-22	1,289,909	1,957	13,464	14	1.0%	6,967	-	9,289,074	8,865,941	46.7
	Kosovo	13 Mar 2020	13-Feb-22	222,339	643	3,068	6	1.4%	12,392		896,328	809,358	45.4
	Uzbekistan	15 Mar 2020	13-Feb-22	233,439	439	1,601	2	0.7%	695		18,071,812	11,925,969	35.1
	Greenland	16 Mar 2020	10-Feb-22	11,409	-	7	-	0.1%	20,292		41,220	38,438	67.6
	Montenegro	17 Mar 2020	13-Feb-22	226,467	325	2,635	1	1.2%	36,401		287,842	279,101	44.4
	Kyrgyzstan	18 Mar 2020	13-Feb-22	200,020	49	2,927	3	1.5%	3,098		1,377,821	1,119,529	16.9
	Isle of Man	19 Mar 2020	13-Feb-22	22,111	20	77	-	0.3%	26,141		69,305	66,328	77.7
	Tajikistan	30 Apr 2020	13-Feb-22	17,375	6	124	-	0.7%	186		4,522,962	3,759,499	38.6
MIDDLE EAST	UAE	29 Jan 2020	13-Feb-22	868,237	1,266	2,285	1	0.3%	8,886	60,551	9,890,492	9,395,967	94.0
	Iran	19 Feb 2020	13-Feb-22	6,806,265	25,812	133,718	148	2.0%	8,209	1,342	61,477,263	54,772,244	64.4
	Israel	21 Feb 2020	12-Feb-22	3,394,765	-	9,466	-	0.3%	37,498	23,294	6,695,159	6,111,859	65.8
	Lebanon	21 Feb 2020	13-Feb-22	1,016,487	4,443	9,840	16	1.0%	14,827	-	2,464,908	2,081,855	30.8
	Kuwait	24 Feb 2020	13-Feb-22	601,307	2,268	2,520	1	0.4%	14,293	8,156	3,372,412	3,262,695	75.4
	Oman	24 Feb 2020	13-Feb-22	365,700	4,701	4,208	13	1.2%	7,351		3,181,438	2,967,168	56.8
	Bahrain	24 Feb 2020	13-Feb-22	463,805	5,266	1,427	2	0.3%	28,261	20,100	1,227,305	1,197,343	68.5
	Iraq	24 Feb 2020	13-Feb-22	2,275,571	2,036	24,704	26	1.1%	5,789	753	9,325,542	6,365,752	15.5
	Qatar	29 Feb 2020	13-Feb-22	350,801	613	656	-	0.2%	12,387	-	2,360,308	2,218,292	75.7
	Saudi Arabia	02 Mar 2020	13-Feb-22	728,387	3,862	8,973	4	1.2%	2,126	4,204	25,752,949	23,915,410	67.7
	Jordan	02 Mar 2020	13-Feb-22	1,468,360	17,550	13,508	31	0.9%	14,536	7,160	4,615,120	4,273,338	41.6
	Palestine	05 Mar 2020	12-Feb-22	611,258	-	5,265	-	0.9%	13,046		2,079,315	1,530,174	29.3
	Syria	22 Mar 2020	12-Feb-22	52,626	-	3,026	-	5.8%	308		2,277,523	932,422	5.1
	Yemen	10 Apr 2020	13-Feb-22	11,671	7	2,103	1	18.0%	40		600,559	358,824	1.2
AFRICA	Egypt	14 Feb 2020	12-Feb-22	452,821	-	23,292	-	5.1%	451		39,155,636	28,440,704	27.3
	Algeria	25 Feb 2020	13-Feb-22	261,752	526	6,729	14	2.6%	608		7,247,787	5,796,432	13.0
	Nigeria	28 Feb 2020	12-Feb-22	253,978	-	3,141	-	1.2%	126	31	14,834,559	5,446,849	2.6
	Tunisia	02 Mar 2020	12-Feb-22	964,957	-	27,065	-	2.8%	8,251	1,271	7,115,467	6,280,836	52.6

Morocco	02 Mar 2020	13-Feb-22	1,155,165	634	15,781	15	1.4%	3,167	503	24,774,356	23,201,517	62.1
Senegal	02 Mar 2020	12-Feb-22	85,370	-	1,956	-	2.3%	524	92	1,415,371	1,003,584	5.8
South Africa	05 Mar 2020	12-Feb-22	3,640,162	-	96,985	-	2.7%	6,216	580	19,865,842	16,846,623	28.1
Cameroon	06 Mar 2020	11-Feb-22	118,675	-	1,915	-	1.6%	459		837,860	663,317	2.4
Togo	06 Mar 2020	13-Feb-22	36,650	16	271	1	0.7%	453	120	1,415,448	1,075,383	12.7
Burkina Faso	09 Mar 2020	13-Feb-22	20,716	11	375	-	1.8%	102	16	1,169,097	771,895	3.6
Democratic Republic of Congo	10 Mar 2020	11-Feb-22	85,776	-	1,316	-	1.5%	99		372,564	211,035	0.2
Ivory Coast	11 Mar 2020	12-Feb-22	81,118	-	789	-	1.0%	315	78	5,208,637	2,382,472	8.8
Reunion	11 Mar 2020	08-Feb-22	256,787	-	565	-	0.2%	33,051				
Ghana	13 Mar 2020	03-Feb-22	157,751	-	1,419	-	0.9%	519	106	6,877,682	3,138,206	9.9
Guinea	13 Mar 2020	12-Feb-22	36,329	-	436	-	1.2%	284		3,531,324	1,875,614	13.9
Gabon	13 Mar 2020	12-Feb-22	47,426	-	302	-	0.6%	2,183	707	284,889	234,169	10.3
Sudan	13 Mar 2020	12-Feb-22	59,631	-	3,831	-	6.4%	139		4,408,196	1,983,137	4.4
Kenya	13 Mar 2020	13-Feb-22	322,473	37	5,631	2	1.7%	613	98	7,929,066	6,881,306	12.5
Ethiopia	13 Mar 2020	13-Feb-22	467,498	99	7,424	3	1.6%	417	63	9,372,192	1,603,227	1.4
Central African Republic	14 Mar 2020	11-Feb-22	14,154	-	111	-	0.8%	298	32	619,646	594,847	12.1
Seychelles	14 Mar 2020	07-Feb-22	38,120	-	157	-	0.4%	39,047		83,419	78,598	79.5
Rwanda	14 Mar 2020	13-Feb-22	129,298	3	1,450	-	1.1%	1,024	1,032	8,507,727	6,949,580	52.3
Namibia	14 Mar 2020	12-Feb-22	156,765	-	3,993	-	2.5%	6,284	499	418,004	356,763	13.8
Swaziland	14 Mar 2020	13-Feb-22	68,795	14	1,383	-	2.0%	5,992		374,633	334,851	28.6
Mauritania	14 Mar 2020	13-Feb-22	58,569	6	972	-	1.7%	1,294	580	1,496,690	1,002,330	21.0
Mayotte	14 Mar 2020	11-Feb-22	36,572	-	187	-	0.5%	22,995				
Equatorial Guinea	15 Mar 2020	12-Feb-22	15,859	-	182	-	1.1%	1,170	265	251,474	204,181	14.1
Republic of Congo	15 Mar 2020	12-Feb-22	23,860	-	375	-	1.6%	443		622,886	583,609	10.3
Benin	16 Mar 2020	11-Feb-22	26,552	-	163	-	0.6%	225		2,269,942	1,767,745	14.2
Liberia	16 Mar 2020	12-Feb-22	7,358	-	290	-	3.9%	149		1,018,979	986,975	19.1
Tanzania	16 Mar 2020	09-Feb-22	33,436	-	792	-	2.4%	58		2,545,391	1,716,894	2.8
Somalia	16 Mar 2020	07-Feb-22	26,203	-	1,340	-	5.1%	170		1,338,686	870,006	5.3
Gambia	17 Mar 2020	09-Feb-22	11,911	-	365	-	3.1%	507	101	317,855	304,688	12.3
Zambia	17 Mar 2020	13-Feb-22	309,502	209	3,937	-	1.3%	1,733	215	806,611	1,757,415	9.3
Mauritius	18 Mar 2020	10-Feb-22	27,435	-	762	-	2.8%	2,168		947,513	909,900	71.5
Djibouti	18 Mar 2020	13-Feb-22	15,534	3	189	-	1.2%	1,596		131,370	91,410	9.1
Niger	19 Mar 2020	13-Feb-22	8,711	2	303	-	3.5%	37		1,442,884	1,025,950	4.1
Chad	19 Mar 2020	07-Feb-22	7,214	-	190	-	2.6%	45	25	254,847	136,143	0.8
Zimbabwe	20 Mar 2020	13-Feb-22	231,299	85	5,374	-	2.3%	1,579	1,154	4,313,650	3,343,001	22.2
Cape Verde	20 Mar 2020	13-Feb-22	55,842	2	400	-	0.7%	10,154		343,776	285,948	50.9
Madagascar	20 Mar 2020	12-Feb-22	62,844	-	1,335	-	2.1%	233	-	978,718	926,543	3.3
Uganda	21 Mar 2020	11-Feb-22	162,696	-	3,572	-	2.2%	368	87	12,742,231	2,219,214	4.7
Eritrea	21 Mar 2020	12-Feb-22	9,664	-	103	-	1.1%	273				
Angola	21 Mar 2020	12-Feb-22	98,514	-	1,898	-	1.9%	310	86	9,999,633	4,880,035	14.4

Mozambique	22 Mar 2020	13-Feb-22	224,703	50	2,189	-	1.0%	740	66	10,759,191	9,022,900	28.1
Libya	24 Mar 2020	13-Feb-22	470,314	3,648	6,125	12	1.3%	6,939		2,067,196	1,024,442	14.7
Guinea-Bissau	25 Mar 2020	12-Feb-22	7,849	-	161	-	2.1%	409		437,334	291,781	14.5
Mali	25 Mar 2020	13-Feb-22	30,265	6	716	-	2.4%	154		1,021,729	630,636	3.0
Botswana	30 Mar 2020	12-Feb-22	259,655	-	2,597	-	1.0%	11,271	1,143	1,193,823	1,079,089	45.0
Sierra Leone	31 Mar 2020	12-Feb-22	7,652	-	125	-	1.6%	98		1,147,770	692,512	8.5
Burundi	31 Mar 2020	11-Feb-22	37,902	-	19	-	0.1%	329	254	7,995	7,531	0.1
Malawi	02 Apr 2020	13-Feb-22	85,025	16	2,596	2	3.1%	456	44	1,509,167	798,539	4.1
South Sudan	05 Apr 2020	12-Feb-22	16,880	-	137	-	0.8%	153	71	325,688	277,166	2.4
Sao Tome and Principe	06 Apr 2020	12-Feb-22	5,920	-	71	-	1.2%	2,753		88,983	61,405	27.5
Comoros	30 Apr 2020	12-Feb-22	7,998	-	160	-	2.0%	940		341,102	296,859	33.4
Lesotho	13May 2020	12-Feb-22	32,372	-	696	-	2.2%	1,523		782,175	727,528	33.7
			394,404,628	1,312,690	5,517,430	4,185	1.4%					

COVID-19 Epi curve among ASEAN Countries:

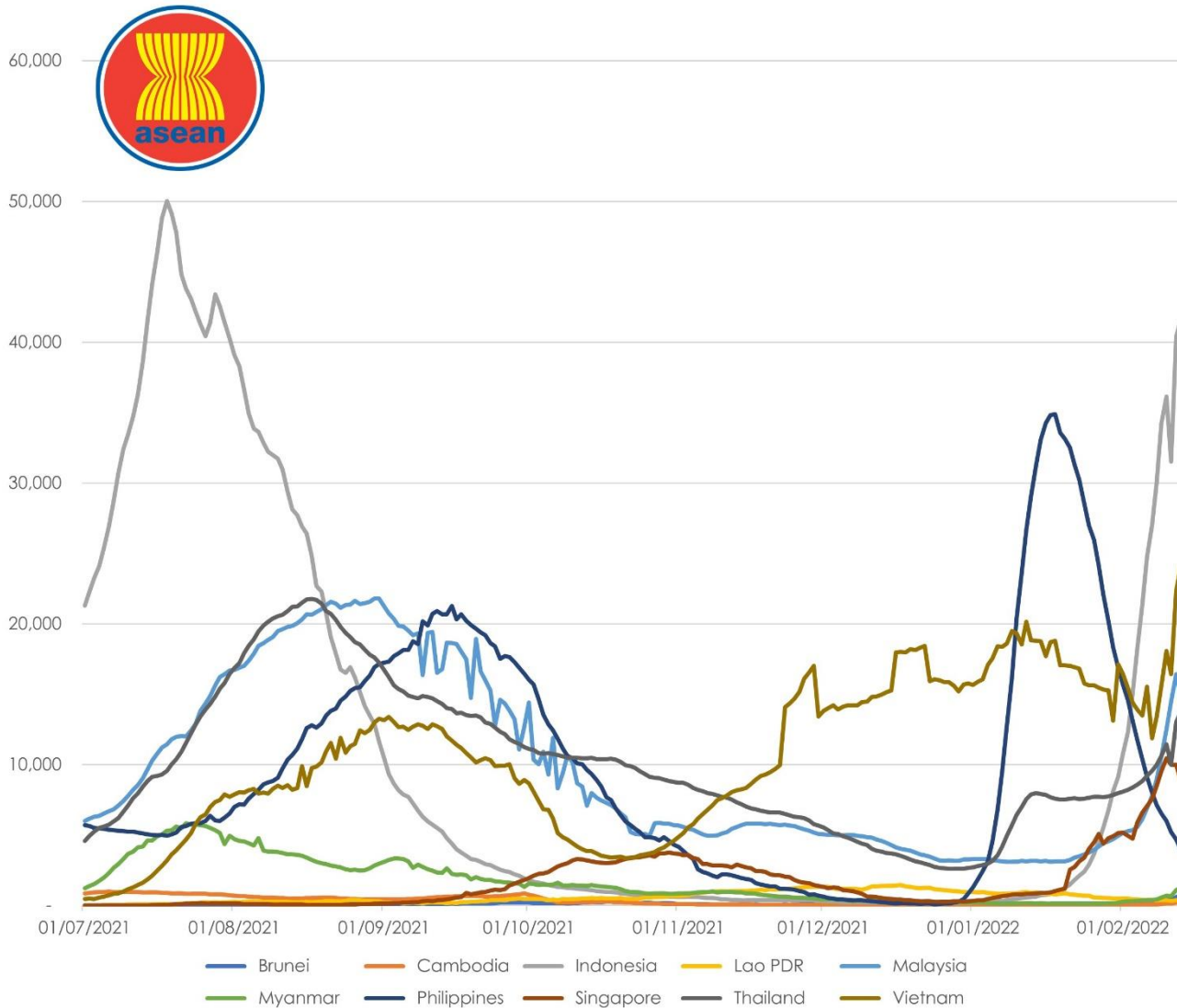
From July 1, 2021 to February 13, 2022



Cumulative cases of COVID-19 in the ASEAN Region as of February 13, 2022 (Report generated by ASEAN Biodiaspora Virtual Center)

7-Day Rolling Average of COVID-19 new cases

From July 1, 2021 to February 13, 2022

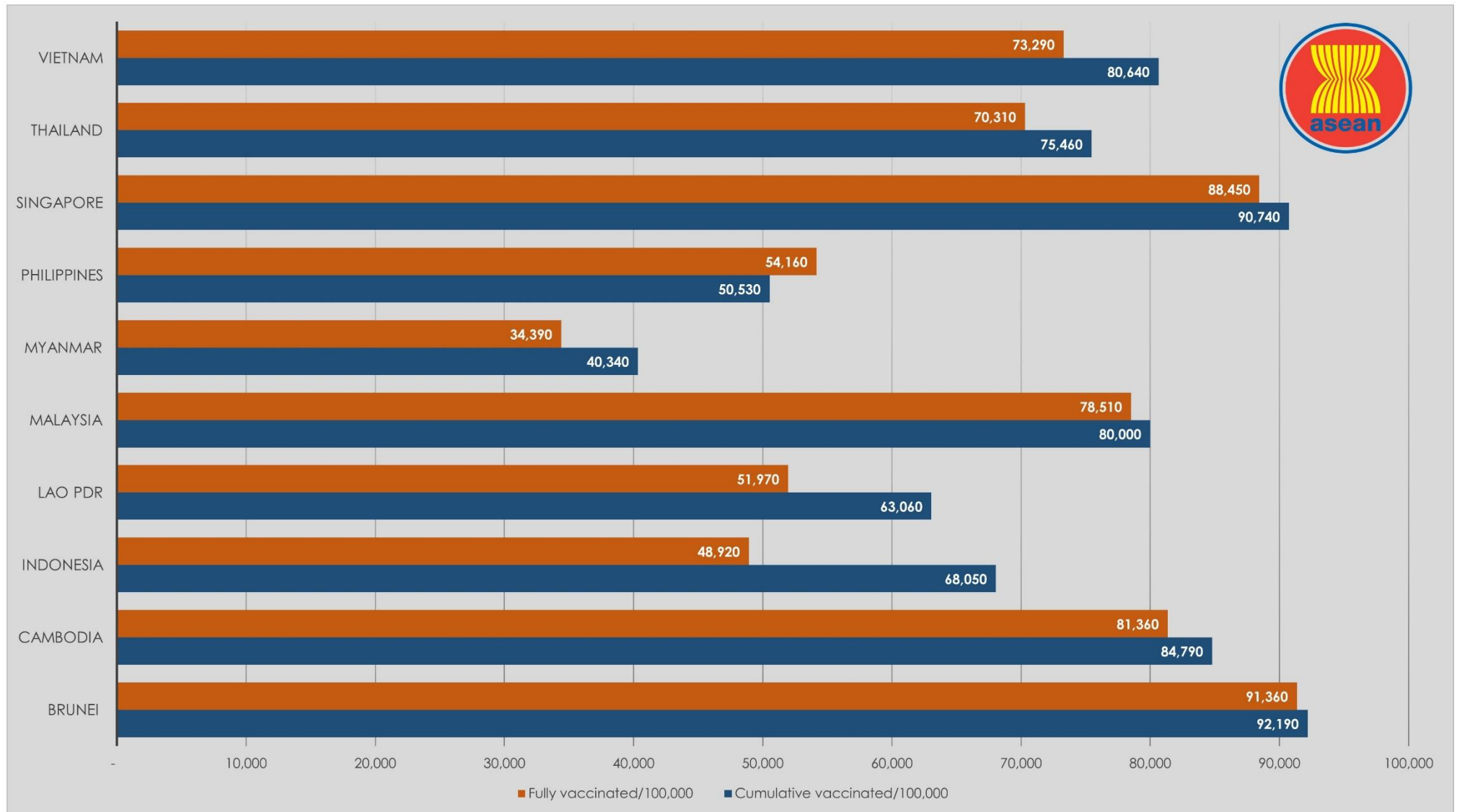


ASEAN Country	New Cases Rate of Change 7-Day Window*	P-value
Brunei	78.71	0.001
Cambodia	26.31	0.001
Indonesia	2202.37	0.008
Lao PDR	-6.31	0.144
Malaysia	1442.51	0.001
Myanmar	141.51	0.002
Philippines	-657.16	0
Singapore	266.79	0.185
Thailand	646.78	0.013
Vietnam	1983.07	0.001

**Beta coefficient of linear line of best fit; equal to the rate of change in the 7-day rolling average of new cases over the past 7 days (as of February 13, 2022)

COVID-19 Vaccination Status

as of 13 February 2022



Note: Philippine data on "Cumulative People Vaccinated" not updated



Report generated by
ASEAN Biodiaspora Virtual Center (ABVC)
 in collaboration with **Bluedot Inc.**
 Email: support@biodiaspora.org

