

COVID-19 Situational Report in the ASEAN Region

ASEAN Biodiaspora Virtual Center (ABVC)

as of September 13, 2021



COVID-19: Highlights and Situation Overview

Global Update

- Worldwide, there have been over 225 million cases and over 4 million deaths attributed to COVID-19.
- According to the World Health Organization (WHO), the global number of new cases has remained stable over the past month. Between August 30 to September 5, the largest increase in the proportion of new cases (19%) was reported in the region of the Americas. The largest increase in the proportion of new deaths was reported in the regions of the Americas and Europe. In addition, during the same period, the regions of Africa, South-East Asia, and the Eastern Mediterranean experienced a decline in newly reported cases. Based on the BlueDot COVID-19 Data Suite, as of September 9, the top five countries with the highest seven-day rolling average number of daily new cases are the United States, United Kingdom, India, Iran, and Turkey. The top five countries/overseas collectivities with the highest seven-day rolling average number of daily new cases per million population are Grenada, Mongolia, Guam, Montenegro, and Bermuda.
- As of September 9, North and Central America is the continent with the largest proportion of countries (27%, or 11 out of 41) with a high incidence rate (>350 cases per 100,000 over the past 14 days) and a stable or increasing trend in daily new cases over the last seven days. Europe has the highest proportion of countries (31%, 16 out of 51) with a low (<=140 cases) to moderate (140.1 - 350 cases) incidence rate and an increasing trend in new cases over the last seven days. South America is the continent with the highest proportion of countries (71%, 10 out of 14) reporting a low incidence rate (<= 140 cases) with a stable or decreasing trend in new cases.

Regional Update

- Singapore's Education Minister said that all primary school pupils will be given three antigen rapid test (ART) kits starting September 13 (Monday) as they return from their September holiday break. The decision was part of the four-pronged approach set out by Education Ministry to keep schools safe. The approach also includes keeping children at home if they are unwell, safe management measures in schools, and ring-fencing of known COVID-19 cases and contacts. However, co-curricular activities (CCAs) will remain suspended, and safe management measures such as mask wearing and good personal hygiene practices will continue. The minister also urged everyone to encourage family and friends to be vaccinated to minimize the risks to children who cannot be vaccinated yet.
- Vietnam's COVID-19 outbreak epicenter Ho Chi Minh City will extend its restrictions. Ho Chi Minh City authorities said an extension until the end of September was necessary to isolate clusters, speed up inoculations and prevent hospitals being overwhelmed. However, authorities allowed the resumption of take-away and food delivery from restaurants and eateries between 6:00AM and 6:00PM from within each district. Eateries can only use online delivery services. The city has also allowed supermarkets, grocery stores, and pharmacies to open.

Vaccine Update

- As of September 9, a total of 10 countries accounted for 72% of all vaccinations administered globally. The top five countries/territories with the highest number of cumulative people vaccinated with at least one dose per 100,000 population are Gibraltar (118,000), Palau (95,930), United Arab Emirates (88,200), Portugal (86,380), and Iceland (81,580). The top five countries/territories with the lowest number of cumulative people vaccinated with at least one dose per 100,000 population are the Democratic Republic of the Congo (90), Haiti (300), Chad (310), South Sudan (470), and Tanzania (500).

- Malaysia's Special Committee on COVID-19 Vaccine Supply (JKJAV) reported a total of 227,476 vaccine doses administered on September 12. JKJAV said that out of this number, 76,346 people received the first dose while the remaining 151,130 received the second dose. This means that cumulatively, 38,488,051 doses have been administered since vaccinations began. 21,372,276 or 91.3% of the adult population has received the first dose while 17,177,911 or 73.4% of the adult population has been fully vaccinated.
- Embassy in Myanmar said in a statement that four million more doses of China's Sinopharm COVID-19 vaccines arrived in Myanmar's Yangon on September 12 (Sunday). So far, China has supplied 12.6 million doses of COVID-19 vaccines to Myanmar, of which 3.9 million doses were donated by China. According to Myanmar's Ministry of Health on September 12, over 3.23 million people have been fully vaccinated nationwide, while over 1.7 million people have received the first jab of COVID-19 vaccines as of September 11.
- Thailand administers over 40 million doses of COVID-19 vaccines. A data from the Center for COVID-19 Administration (CCSA) showed that nearly 40% of the country's population have received their first dose of the COVID-19 vaccine, while 18% have been fully vaccinated. Thailand aims to inoculate 70 percent of its population by the end of this year.
- Cambodia's national COVID-19 vaccination commission reported that the country has so far vaccinated over 97% of the adult population of 10 million. The country has also inoculated nearly 1.7 million children, or 86% of 12-17 age group of nearly two million.

Travel Advisories (new update/s)

- Thailand: Thailand plans to reopen Bangkok to fully vaccinated visitors in October. The Tourism Authority of Thailand said that from October 1, fully jabbed foreign travellers will be able to visit Bangkok and four other provinces without undergoing two weeks' hotel quarantine. Instead, the five areas – also including Chiang Mai, Chon Buri, Phetchaburi and Prachuap Khiri Khan provinces – are expected to follow a "sandbox" model of the type piloted since July in the holiday island of Phuket. Under the sandbox scheme, tourists have to stay within a certain area for seven days after arrival and take COVID-19 tests.

Cases and Deaths as of 13 September 2021

- As of 13 September 2021 (2PM, GMT+8), worldwide, there were **225,802,311** confirmed cases, including **4,648,957** deaths. Globally, Case Fatality Rate (CFR) was **2.1**.
- In **China**, there were **123,496** confirmed cases with **5,687** deaths, including deaths in Hong Kong (212) and Taiwan (839). Confirmed cases in China include confirmed cases in Hong Kong (12,146), Macau (63), and Taiwan (16,088). CFR was **4.6**.
- **10,974,950 confirmed cases** of COVID-19 have been reported in the ASEAN region with a total of **242,750 deaths**, with a CFR of **2.2**.

REGION	COUNTRY	FIRST CONFIRMED CASE(S)	LATEST REPORT ON CONFIRMED CASE(S)	TOTAL CONFIRMED CASES	NEW CASES (7-DAY ROLLING AVERAGE)	TOTAL DEATHS	NEW DEATHS (7-DAY ROLLING AVERAGE)	CASE FATALITY RATE	CUMULATIVE CASES/ 100,000	NUMBER OF TESTS LAST 14 DAYS/ 100,000	CUMULATIVE VACCINATED	CUMULATIVE FULLY VACCINATED	FULLY VACCINATED / 100
ASEAN REGION	Brunei	10-Mar-20	12-Sep-21	4,163	128 (119)	21	2 (1)	0.5%	961		236,009	135,492	30.7
	Cambodia	27-Jan-20	12-Sep-21	99,504	662 (601)	2,040	12 (12)	2.1%	604	-	11,429,835	9,443,927	55.7
	Indonesia	02-Mar-20	12-Sep-21	4,167,511	3,779 (5,499)	138,889	188 (433)	3.3%	1,540	344	72,248,720	41,534,340	15.0
	Lao PDR	24-Mar-20	12-Sep-21	17,357	217 (203)	16	-	0.1%	242	537	2,650,948	1,860,415	25.2
	Malaysia	25-Jan-20	11-Sep-21	1,960,500	(16,524)	20,419	- (314)	1.0%	6,136	-	21,296,974	17,026,781	52.0
	Myanmar	23-Mar-20	12-Sep-21	431,833	1,953 (2,345)	16,530	79 (91)	3.8%	799	402	4,456,857	1,796,830	3.3
	Philippines	30-Jan-20	12-Sep-21	2,227,367	21,346 (20,912)	35,145	167 (130)	1.6%	2,060	596	18,697,647	16,138,934	14.5

	Singapore	23-Jan-20	12-Sep-21	71,167	555 (358)	58	-	0.1%	1,248	15,064	4,623,190	4,511,788	76.5
	Thailand	13-Jan-20	12-Sep-21	1,382,173	14,029 (14,520)	14,353	180 (214)	1.0%	1,985	438	26,631,261	11,630,996	16.6
	Vietnam	23-Jan-20	12-Sep-21	613,375	12,026 (12,724)	15,279	261 (315)	2.5%	636	1,189	22,367,824	4,740,764	4.8
				10,974,950	54,695	242,750	889	2.2%					

- **214,703,865 confirmed cases** of COVID-19 have been reported in **222 countries/states** (other than China, Hong Kong, Taiwan, Macau, and ASEAN countries):

REGION	COUNTRY	FIRST CONFIRMED CASE(S)	LATEST REPORT ON CONFIRMED CASE(S)	TOTAL CONFIRMED CASES	NEW CASES	TOTAL DEATHS	NEW DEATHS	CASE FATALITY RATE	CUMULATIVE CASES/ 100,000	NUMBER OF TESTS LAST 14 DAYS/ 100,000	CUMULATIVE IMMUNIZED	CUMULATIVE FULLY VACCINATED	FULLY VACCINATED/ 100
ASIA PACIFIC	Japan	16 Jan 2020	12-Sep-21	1,641,920	7,211	16,739	41	1.0%	1,300	1,009	78,354,959	63,077,767	50.0
	South Korea	20 Jan 2020	12-Sep-21	272,982	1,755	2,359	1	0.9%	528	808	33,130,333	20,036,176	39.1
	Nepal	24 Jan 2020	12-Sep-21	777,163	838	10,949	13	1.4%	2,717	148	5,769,328	5,160,524	17.4
	Australia	25 Jan 2020	12-Sep-21	73,610	1,638	1,091	7	1.5%	287	8,205	13,903,300	8,570,263	33.2
	Sri Lanka	27 Jan 2020	12-Sep-21	485,922	2,642	11,296	144	2.3%	2,229	582	13,371,289	10,406,048	48.4
	India	30 Jan 2020	12-Sep-21	33,263,542	31,372	442,907	219	1.3%	2,434	1,193	558,984,568	174,444,404	12.5
	Afghanistan	24 Feb 2020	12-Sep-21	154,094	104	7,169	2	4.7%	405		773,002	430,744	1.1
	Pakistan	26 Feb 2020	12-Sep-21	1,204,520	3,153	26,720	58	2.2%	556	295	50,803,582	21,613,626	9.6
	New Zealand	28 Feb 2020	12-Sep-21	3,913	23	27	-	0.7%	80	3,029	2,758,597	1,404,821	28.9
	Bhutan	05 Mar 2020	31-Aug-21	2,596	-	3	-	0.1%	340	-	567,143	477,931	61.3
	Maldives	07 Mar 2020	12-Sep-21	82,822	244	227	-	0.3%	15,599	4,153	388,299	315,029	58.0
	Bangladesh	08 Mar 2020	12-Sep-21	1,530,413	1,871	26,931	51	1.8%	939	157	20,436,050	13,277,904	8.0
	Mongolia	10 Mar 2020	12-Sep-21	255,419	2,771	1,036	15	0.4%	7,920	34,379	2,246,005	2,112,817	63.5
	Turkey	10 Mar 2020	12-Sep-21	6,658,251	21,352	59,886	243	0.9%	7,981	3,560	51,411,717	40,158,373	47.2
	French Polynesia	12 Mar 2020	10-Sep-21	40,178	-	551	-	1.4%	14,386		142,109	115,156	40.8
	Guam	15 Mar 2020	11-Sep-21	12,294	-	159	-	1.3%	7,349		122,020	106,853	64.5
New Caledonia	17 Mar 2020	12-Sep-21	701	300	1	-	0.1%	244		86,125	72,145	25.0	
Fiji	18 Mar 2020	12-Sep-21	48,986	128	535	-	1.1%	5,504	-	566,210	299,943	33.2	

	Papua New Guinea	21 Mar 2020	10-Sep-21	18,357	-	194	-	1.1%	209	-	102,739	31,705	0.4
	Timor Leste	21 Mar 2020	12-Sep-21	18,515	133	95	5	0.5%	1,432	615	389,989	198,310	14.8
	Northern Mariana Islands	28 Mar 2020	28-May-21	183	-	2	-	1.1%	320		35,313	33,289	58.5
	North Korea	24 Jul 2020	25-Jul-20	1	-	-	-	0.0%	0				
	Solomon Islands	03 Oct 2020	16-Apr-21	20	-	-	-	0.0%	3		62,891	20,550	2.9
	Wallis et Futuna	17 Oct 2020	06-May-21	445	-	7	-	1.6%	2,777		4,952	4,849	43.7
	Marshall Islands	26 Oct 2020	17-Nov-20	4	-	-	-	0.0%	7		22,183	19,206	32.9
	Vanuatu	11 Nov 2020	21-Apr-21	4	-	1	-	25.0%	1		34,753	8,906	2.8
	Samoa	18 Nov 2020	12-Feb-21	3	-	-	-	0.0%	2		94,441	43,517	21.7
	Micronesia	11 Jan 2021	11-Jan-21	1	-	-	-	0.0%	1		43,077	35,684	34.4
	Palau	31 May 2021	14-Jun-21	2	-	-	-	0.0%	11		17,312	14,971	83.6
AMERICAS	USA	21 Jan 2020	12-Sep-21	41,841,684	25,016	677,922	185	1.6%	12,747	2,219	209,099,300	178,328,389	53.0
	Canada	25 Jan 2020	12-Sep-21	1,542,280	1,963	27,198	9	1.8%	4,058	1,961	28,340,569	25,999,253	68.3
	Brazil	26 Feb 2020	11-Sep-21	20,992,733	-	586,809	-	2.8%	9,914	-	142,138,164	72,640,257	34.0
	Mexico	28 Feb 2020	11-Sep-21	3,506,743	-	267,524	-	7.6%	2,749	178	60,468,615	38,782,067	29.8
	Saint Martin	01 Mar 2020	09-Sep-21	3,582	-	45	-	1.3%	9,426				
	Ecuador	01 Mar 2020	11-Sep-21	505,262	-	32,444	-	6.4%	2,908	40	10,699,102	9,573,230	53.5
	Dominican Republic	01 Mar 2020	12-Sep-21	353,303	232	4,014	-	1.1%	3,290	209	5,908,816	4,754,536	43.4
	Chile	03 Mar 2020	12-Sep-21	1,644,071	441	37,232	31	2.3%	8,675	2,504	14,473,229	13,902,345	72.4
	Argentina	03 Mar 2020	11-Sep-21	5,223,604	-	113,356	-	2.2%	11,624	387	28,679,706	18,011,231	39.5
	Peru	05 Mar 2020	11-Sep-21	2,160,327	-	198,728	-	9.2%	6,645	-	11,895,988	8,753,421	26.2
	Costa Rica	06 Mar 2020	10-Sep-21	489,784	-	5,754	-	1.2%	9,703	858	3,071,596	1,509,014	29.4
	Colombia	06 Mar 2020	11-Sep-21	4,928,578	-	125,592	-	2.5%	9,791	901	24,260,079	15,572,631	30.4
	French Guiana	06 Mar 2020	10-Sep-21	36,859	-	227	-	0.6%	18,853				
	Martinique	06 Mar 2020	07-Sep-21	38,868	-	509	-	1.3%	8,979				
	Paraguay	07 Mar 2020	11-Sep-21	459,257	-	16,097	-	3.5%	6,519	92	2,439,006	1,832,045	25.4
Panama	10 Mar 2020	11-Sep-21	462,010	-	7,131	-	1.5%	10,880	581	2,854,742	2,010,120	45.9	
Bolivia	10 Mar 2020	11-Sep-21	494,664	-	18,568	-	3.8%	4,297	167	4,113,206	2,943,362	24.9	

Honduras	11 Mar 2020	10-Sep-21	350,879	-	9,319	-	2.7%	3,600		2,896,759	1,629,331	16.2
Cuba	11 Mar 2020	12-Sep-21	745,202	8,034	6,299	80	0.8%	6,575	-	6,499,906	4,222,992	37.3
Guyana	11 Mar 2020	11-Sep-21	27,782	-	674	-	2.4%	3,549		329,909	172,155	21.8
Jamaica	12 Mar 2020	11-Sep-21	75,297	-	1,704	-	2.3%	2,554	609	472,444	153,879	5.2
St Vincent and the Grenadines	12 Mar 2020	11-Sep-21	2,446	-	12	-	0.5%	2,212		19,399	12,401	11.2
Saint Lucia	13 Mar 2020	11-Sep-21	9,527	-	132	-	1.4%	5,212		36,750	27,773	15.1
Trinidad and Tobago	13 Mar 2020	12-Sep-21	47,130	135	1,376	8	2.9%	3,379	80	543,072	438,491	31.3
Venezuela	13 Mar 2020	11-Sep-21	346,755	-	4,192	-	1.2%	1,216		6,006,270	3,336,547	11.6
Guatemala	13 Mar 2020	11-Sep-21	509,654	-	12,665	-	2.5%	3,069	595	3,712,647	1,742,635	9.6
Uruguay	13 Mar 2020	11-Sep-21	386,562	-	6,039	-	1.6%	11,167	3,043	2,706,539	2,537,561	72.8
Curacao	13 Mar 2020	11-Sep-21	15,696	-	153	-	1.0%	9,963		96,932	87,685	53.2
Puerto Rico	13 Mar 2020	11-Sep-21	176,328	-	2,995	-	1.7%	5,521		2,468,517	2,132,882	66.8
Suriname	13 Mar 2020	11-Sep-21	33,076	-	761	-	2.3%	5,689		211,518	153,476	25.9
Antigua and Barbuda	13 Mar 2020	11-Sep-21	2,166	-	48	-	2.2%	2,230	-	42,938	35,059	35.5
Guadeloupe	13 Mar 2020	09-Sep-21	51,467	-	612	-	1.2%	11,618				
Cayman Islands	13 Mar 2020	11-Sep-21	729	-	2	-	0.3%	1,122		52,831	50,029	75.2
Aruba	14 Mar 2020	11-Sep-21	15,057	-	155	-	1.0%	14,163		79,801	71,486	66.7
Bahamas	15 Mar 2020	11-Sep-21	19,335	-	453	-	2.3%	4,964		105,753	59,002	14.9
US Virgin Islands	16 Mar 2020	11-Sep-21	6,250	-	65	-	1.0%	5,861		52,309	44,713	42.7
Sint Maarten	17 Mar 2020	11-Sep-21	3,969	-	57	-	1.4%	9,744		25,376	23,138	53.3
Montserrat	17 Mar 2020	04-Sep-21	31	-	1	-	3.2%	332		1,466	1,371	27.5
Barbados	17 Mar 2020	11-Sep-21	5,844	-	52	-	0.9%	2,036		119,702	96,307	33.5
El Salvador	18 Mar 2020	09-Sep-21	98,122	-	3,005	-	3.1%	1,520	-	3,818,524	3,074,388	47.2
Nicaragua	18 Mar 2020	07-Sep-21	12,350	-	201	-	1.6%	189		476,308	258,944	3.9
Bermuda	18 Mar 2020	10-Sep-21	3,465	-	35	-	1.0%	5,421		43,377	42,537	68.5
Haiti	19 Mar 2020	10-Sep-21	21,192	-	595	-	2.8%	188		34,317	12,225	0.1
Dominica	22 Mar 2020	11-Sep-21	2,498	-	7	-	0.3%	3,479		22,930	20,464	28.4
Grenada	22 Mar 2020	11-Sep-21	2,345	-	24	-	1.0%	2,094		26,088	19,372	17.1
Belize	23 Mar 2020	09-Sep-21	17,405	-	373	-	2.1%	4,459	-	174,978	80,879	20.0

	Turks and Caicos Islands	23 Mar 2020	12-Sep-21	2,758	5	20	-	0.7%	7,222		26,606	24,269	61.9
	Saint Kitts and Nevis	24 Mar 2020	12-Sep-21	1,464	25	7	-	0.5%	2,772	4,542	24,671	21,916	40.9
	British Virgin Islands	25 Mar 2020	08-Sep-21	2,642	-	37	-	1.4%	8,798		18,405	13,824	45.4
	Anguilla	26 Mar 2020	10-Sep-21	312	-	-	-	0.0%	2,354		9,493	8,978	59.4
	Caribbean Netherlands	01 Apr 2020	11-Sep-21	1,928	-	17	-	0.9%	10,704		19,109	16,736	63.3
	Falkland Islands	03 Apr 2020	01-Sep-21	67	-	-	-	0.0%	2,540		2,632	1,775	50.3
	Saint Pierre and Miquelon	05 Apr 2020	02-Sep-21	31	-	-	-	0.0%	442				
	Saint Barthelemy	25 Jul 2020	09-Sep-21	1,542	-	2	-	0.1%	18,249				
EUROPE	France	24 Jan 2020	12-Sep-21	6,905,071	7,679	115,517	29	1.7%	10,297		49,316,604	42,210,622	62.5
	Germany	27 Jan 2020	12-Sep-21	4,102,371	11,255	93,128	15	2.3%	4,935	-	55,214,189	51,561,208	61.5
	Finland	29 Jan 2020	12-Sep-21	133,638	976	1,039	-	0.8%	2,421	3,810	4,075,096	3,110,128	56.1
	Italy	30 Jan 2020	12-Sep-21	4,606,413	4,664	129,919	34	2.8%	7,639	4,406	43,722,953	38,487,931	63.8
	Russian Federation	31 Jan 2020	12-Sep-21	7,140,070	18,554	192,749	788	2.7%	4,946	3,538	45,527,817	39,589,536	27.1
	Spain	31 Jan 2020	10-Sep-21	4,907,461	-	85,290	-	1.7%	10,424	-	37,126,744	35,070,311	75.0
	Sweden	31 Jan 2020	10-Sep-21	1,138,017	-	14,662	-	1.3%	11,064		7,006,231	6,131,967	60.4
	United Kingdom of Great Britain	31 Jan 2020	12-Sep-21	7,226,276	26,297	134,200	48	1.9%	10,812	13,784	48,395,359	43,895,440	64.4
	Belgium	05 Feb 2020	11-Sep-21	1,205,516	-	25,454	-	2.1%	10,497	3,196	8,478,671	8,237,076	70.8
	Switzerland	25 Feb 2020	10-Sep-21	808,050	-	11,010	-	1.4%	9,424	3,291	5,121,966	4,524,196	51.9
	Austria	25 Feb 2020	12-Sep-21	710,030	1,857	10,839	2	1.5%	7,998	32,189	5,603,256	5,297,801	58.6
	Croatia	25 Feb 2020	12-Sep-21	383,915	807	8,440	13	2.2%	9,439	2,152	1,757,756	1,647,073	40.4
	Norway	26 Feb 2020	12-Sep-21	175,880	391	827	-	0.5%	3,289	4,670	3,957,401	3,430,587	62.8
	Romania	26 Feb 2020	12-Sep-21	1,120,804	2,255	34,990	29	3.1%	5,790	884	5,310,136	5,200,211	27.2
	Estonia	26 Feb 2020	12-Sep-21	146,707	329	1,312	2	0.9%	11,059	3,633	740,429	568,057	42.9
	Georgia	26 Feb 2020	12-Sep-21	580,869	1,838	8,185	39	1.4%	15,613	3,763	879,384	553,912	13.9
North Macedonia	26 Feb 2020	12-Sep-21	183,523	464	6,259	23	3.4%	8,809	3,041	754,272	603,795	29.0	
Greece	26 Feb 2020	12-Sep-21	615,157	1,319	14,169	28	2.3%	5,740	2,487	6,259,410	5,845,008	56.4	
Denmark	27 Feb 2020	12-Sep-21	352,373	434	2,611	-	0.7%	6,056	7,852	4,430,918	4,290,071	73.8	

San Marino	27 Feb 2020	06-Sep-21	5,351	-	90	-	1.7%	15,803		23,989	23,989	70.5
Lithuania	27 Feb 2020	12-Sep-21	308,464	842	4,688	19	1.5%	11,069	2,146	1,699,661	1,567,912	58.3
Netherlands	27 Feb 2020	12-Sep-21	1,970,914	2,082	18,069	1	0.9%	11,371	-	12,030,970	10,864,413	63.3
Azerbaijan	27 Feb 2020	10-Sep-21	455,044	-	6,031	-	1.3%	4,540	1,472	4,465,644	3,027,390	29.6
Belarus	28 Feb 2020	12-Sep-21	503,073	1,907	3,917	12	0.8%	5,314	2,156	1,692,439	1,392,817	14.8
Iceland	28 Feb 2020	12-Sep-21	11,247	13	33	-	0.3%	3,113	6,557	280,486	266,050	77.5
Ireland	28 Feb 2020	11-Sep-21	365,313	-	5,155	-	1.4%	7,393	4,095	3,730,456	3,509,499	70.4
Monaco	29 Feb 2020	11-Sep-21	3,275	-	33	-	1.0%	8,405		26,451	22,811	57.7
Czech Republic	01 Mar 2020	12-Sep-21	1,683,179	253	30,413	-	1.8%	15,775		6,005,243	5,840,100	54.5
Luxembourg	01 Mar 2020	10-Sep-21	76,632	-	834	-	1.1%	12,362	6,354	411,462	360,008	56.7
Armenia	01 Mar 2020	12-Sep-21	248,850	453	5,002	7	2.0%	8,414	1,008	195,290	108,035	3.6
Latvia	02 Mar 2020	12-Sep-21	147,193	393	2,609	2	1.8%	7,695	-	878,376	786,930	42.2
Portugal	02 Mar 2020	12-Sep-21	1,055,584	911	17,861	8	1.7%	10,279	4,082	8,815,569	8,097,561	79.6
Andorra	02 Mar 2020	10-Sep-21	15,083	-	130	-	0.9%	19,552	1,598	51,599	41,831	54.1
Liechtenstein	03 Mar 2020	11-Sep-21	3,376	-	60	-	1.8%	8,880	4,127	22,945	20,637	54.0
Ukraine	03 Mar 2020	12-Sep-21	2,316,619	2,196	54,342	22	2.3%	5,219	538	5,889,810	4,775,986	11.0
Slovenia	04 Mar 2020	12-Sep-21	276,174	559	4,469	-	1.6%	13,227	1,654	1,025,572	935,776	45.0
Hungary	04 Mar 2020	10-Sep-21	814,732	-	30,086	-	3.7%	8,339	1,122	5,834,961	5,541,598	57.5
Poland	04 Mar 2020	12-Sep-21	2,893,649	476	75,425	-	2.6%	7,621	384	19,523,117	19,096,932	50.5
Faroe Islands	04 Mar 2020	11-Sep-21	1,035	-	2	-	0.2%	2,126		37,277	35,314	72.0
Bosnia and Herzegovina	05 Mar 2020	10-Sep-21	220,636	-	9,995	-	4.5%	6,684	901	634,063	426,082	13.1
Gibraltar	05 Mar 2020	12-Sep-21	5,431	12	97	-	1.8%	16,115		39,787	39,331	116.7
Slovakia	06 Mar 2020	12-Sep-21	398,690	412	12,558	-	3.1%	7,310	2,687	2,400,165	2,202,051	40.3
Serbia	06 Mar 2020	12-Sep-21	816,912	5,003	7,548	28	0.9%	11,763	2,344	2,960,217	2,832,387	41.6
Vatican City	06 Mar 2020	17-Oct-20	27	-	-	-	0.0%	2,932				
Malta	07 Mar 2020	12-Sep-21	36,758	50	449	2	1.2%	7,313	2,632	417,009	416,292	80.9
Moldova	07 Mar 2020	12-Sep-21	274,812	213	6,521	14	2.4%	10,340	2,314	573,001	729,577	18.1
Bulgaria	08 Mar 2020	11-Sep-21	470,835	-	19,469	-	4.1%	6,750	4,038	1,089,066	1,234,979	17.9
Albania	09 Mar 2020	12-Sep-21	157,026	864	2,543	4	1.6%	5,502	-	890,978	698,597	24.3
Cyprus	09 Mar 2020	11-Sep-21	116,109	-	528	-	0.5%	9,687	42,991	584,336	533,057	60.0
Channel Islands	09 Mar 2020	10-Sep-21	1,417	-	18	-	1.3%	2,172		32,969	13,618	20.3

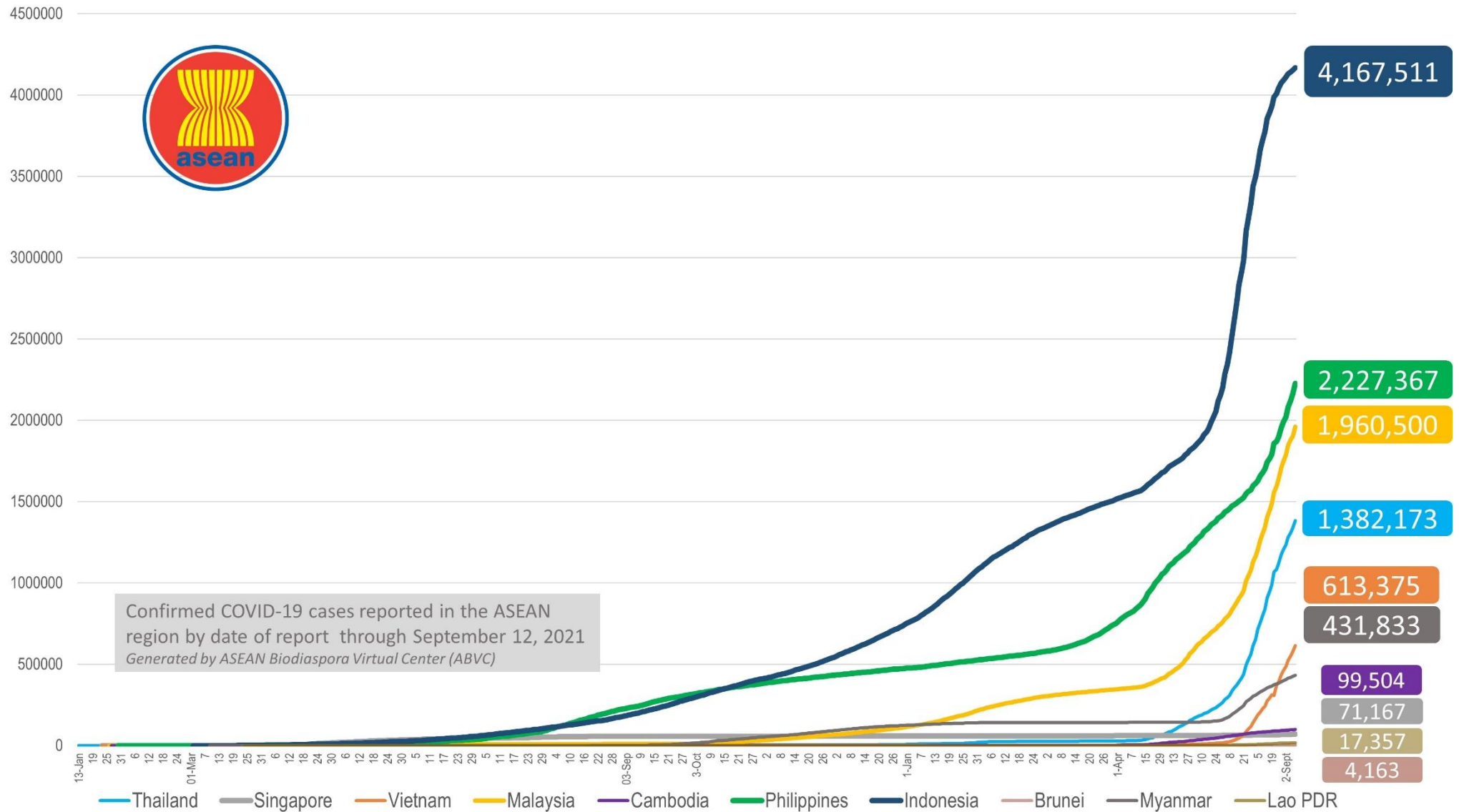
	Jersey	10 Mar 2020	10-Sep-21	9,612	-	78	-	0.8%	10,585		76,630	73,118	72.3
	Kazakhstan	13 Mar 2020	12-Sep-21	839,499	3,575	10,297	59	1.2%	4,534	-	7,044,876	5,871,229	30.9
	Kosovo	13 Mar 2020	10-Sep-21	155,267	-	2,718	-	1.8%	8,654				
	Uzbekistan	15 Mar 2020	12-Sep-21	164,364	594	1,153	5	0.7%	489		9,787,973	2,884,433	8.5
	Greenland	16 Mar 2020	12-Sep-21	395	5	-	-	0.0%	703		40,553	33,952	59.7
	Montenegro	17 Mar 2020	12-Sep-21	121,908	557	1,800	2	1.5%	19,595		220,066	195,710	31.2
	Kyrgyzstan	18 Mar 2020	12-Sep-21	177,158	75	2,572	3	1.5%	2,744		735,276	518,500	7.8
	Isle of Man	19 Mar 2020	11-Sep-21	6,998	-	38	-	0.5%	8,273		65,427	63,265	74.1
	Tajikistan	30 Apr 2020	12-Sep-21	17,064	10	124	-	0.7%	183		2,097,435	1,077,100	11.1
MIDDLE EAST	UAE	29 Jan 2020	12-Sep-21	728,886	620	2,062	-	0.3%	7,460	11,877	8,921,128	7,813,405	78.2
	Iran	19 Feb 2020	12-Sep-21	5,295,786	20,219	114,311	487	2.2%	6,387	1,632	19,467,858	9,684,669	11.4
	Israel	21 Feb 2020	12-Sep-21	1,172,253	6,571	7,383	45	0.6%	12,948	14,829	6,037,001	5,538,985	63.0
	Lebanon	21 Feb 2020	11-Sep-21	612,713	-	8,181	-	1.3%	8,937	-	1,443,056	1,157,494	17.1
	Kuwait	24 Feb 2020	12-Sep-21	410,784	50	2,431	1	0.6%	9,764	1,198	2,668,082	923,307	21.3
	Oman	24 Feb 2020	12-Sep-21	303,105	181	4,089	5	1.3%	6,093		2,592,464	1,443,886	27.6
	Bahrain	24 Feb 2020	11-Sep-21	273,622	-	1,388	-	0.5%	16,672	10,763	1,155,692	1,096,582	62.7
	Iraq	24 Feb 2020	12-Sep-21	1,950,765	3,554	21,496	51	1.1%	4,963	406	826,007	494,900	1.2
	Qatar	29 Feb 2020	12-Sep-21	234,642	133	604	-	0.3%	8,285	1,605	2,360,308	2,218,292	75.7
	Saudi Arabia	02 Mar 2020	12-Sep-21	545,992	80	8,623	6	1.6%	1,593	1,405	22,726,957	16,624,836	47.0
	Jordan	02 Mar 2020	12-Sep-21	807,384	883	10,548	6	1.3%	7,993	1,906	3,562,904	3,076,704	30.0
	Palestine	05 Mar 2020	12-Sep-21	399,174	1,601	4,085	18	1.0%	8,520		1,185,157	488,649	9.4
	Syria	22 Mar 2020	12-Sep-21	29,498	140	2,077	6	7.0%	173		201,379	201,379	1.1
	Yemen	10 Apr 2020	12-Sep-21	8,414	56	1,584	15	18.8%	29		298,161	13,322	0.0
AFRICA	Egypt	14 Feb 2020	11-Sep-21	292,476	-	16,860	-	5.8%	291		7,076,086	3,693,748	3.5
	Algeria	25 Feb 2020	11-Sep-21	199,822	-	5,558	-	2.8%	464		5,000,000	3,000,000	6.7
	Nigeria	28 Feb 2020	12-Sep-21	198,786	547	2,590	2	1.3%	99	52	3,600,858	1,576,011	0.8
	Tunisia	02 Mar 2020	12-Sep-21	685,019	1,319	24,205	47	3.5%	5,858	921	4,422,956	2,560,775	21.5
	Morocco	02 Mar 2020	12-Sep-21	904,647	1,953	13,546	58	1.5%	2,480	345	19,884,992	16,386,208	43.9
	Senegal	02 Mar 2020	12-Sep-21	73,478	38	1,831	3	2.5%	451	139	1,179,100	564,998	3.3
	South Africa	05 Mar 2020	12-Sep-21	2,858,195	3,961	84,877	126	3.0%	4,881	243	10,707,263	7,187,179	12.0
	Cameroon	06 Mar 2020	01-Sep-21	84,210	-	1,357	-	1.6%	325		355,561	80,115	0.3
	Togo	06 Mar 2020	11-Sep-21	23,618	-	205	-	0.9%	292	98	414,249	237,692	2.8
	Burkina Faso	09 Mar 2020	12-Sep-21	13,942	13	171	-	1.2%	69		108,799	13,273	0.1
	Democratic Republic of Congo	10 Mar 2020	10-Sep-21	56,096	-	1,068	-	1.9%	65		83,667	18,047	0.0
	Ivory Coast	11 Mar 2020	11-Sep-21	57,784	-	506	-	0.9%	225	66	1,506,289		
	Reunion	11 Mar 2020	07-Sep-21	51,651	-	354	-	0.7%	6,648				

Ghana	13 Mar 2020	06-Sep-21	122,779	-	1,087	-	0.9%	404	-	865,422	405,971	1.3
Guinea	13 Mar 2020	11-Sep-21	30,001	-	365	-	1.2%	235	-	917,762	415,920	3.1
Gabon	13 Mar 2020	10-Sep-21	26,638	-	170	-	0.6%	1,226	1,702	84,214	62,250	2.7
Sudan	13 Mar 2020	01-Sep-21	37,715	-	2,837	-	7.5%	88	-	645,926	241,564	0.5
Kenya	13 Mar 2020	11-Sep-21	243,456	-	4,902	-	2.0%	463	-	2,208,468	823,260	1.5
Ethiopia	13 Mar 2020	12-Sep-21	323,104	472	4,929	22	1.5%	288	68	2,754,008		
Central African Republic	14 Mar 2020	09-Sep-21	11,309	-	100	-	0.9%	238	-	102,591	9,901	0.2
Seychelles	14 Mar 2020	10-Sep-21	20,593	-	110	-	0.5%	21,094	-	74,719	70,901	71.7
Rwanda	14 Mar 2020	10-Sep-21	92,025	-	1,158	-	1.3%	729	1,136	1,711,757	932,692	7.0
Namibia	14 Mar 2020	12-Sep-21	126,290	87	3,435	4	2.7%	5,063	165	223,071	129,891	5.0
Swaziland	14 Mar 2020	11-Sep-21	44,831	-	1,169	-	2.6%	3,905	-	179,200	171,325	14.6
Mauritania	14 Mar 2020	11-Sep-21	34,771	-	749	-	2.2%	768	-	285,121	21,545	0.5
Mayotte	14 Mar 2020	10-Sep-21	20,015	-	175	-	0.9%	12,585	-			
Equatorial Guinea	15 Mar 2020	11-Sep-21	10,498	-	131	-	1.2%	774	445	207,723	159,113	11.0
Republic of Congo	15 Mar 2020	09-Sep-21	13,701	-	183	-	1.3%	255	-	198,954	110,621	2.0
Benin	16 Mar 2020	10-Sep-21	19,841	-	141	-	0.7%	168	-	152,669	42,212	0.3
Liberia	16 Mar 2020	02-Aug-21	5,459	-	148	-	2.7%	111	-	104,545	27,392	0.5
Tanzania	16 Mar 2020	10-Aug-21	1,367	-	50	-	3.7%	2	-	304,603	304,603	0.5
Somalia	16 Mar 2020	11-Sep-21	18,373	-	1,023	-	5.6%	119	-	207,256	102,749	0.6
Gambia	17 Mar 2020	09-Sep-21	9,820	-	328	-	3.3%	418	-	179,910	165,785	6.7
Zambia	17 Mar 2020	12-Sep-21	207,938	102	3,631	2	1.7%	1,164	349	354,752	295,167	1.6
Mauritius	18 Mar 2020	11-Sep-21	13,114	-	42	-	0.3%	1,036	-	828,108	763,306	59.9
Djibouti	18 Mar 2020	12-Sep-21	11,860	15	157	-	1.3%	1,218	-	38,634	26,087	2.6
Niger	19 Mar 2020	11-Sep-21	5,919	-	199	-	3.4%	25	-	404,246	87,492	0.4
Chad	19 Mar 2020	12-Sep-21	5,016	2	174	-	3.5%	31	-	60,431	15,811	0.1
Zimbabwe	20 Mar 2020	12-Sep-21	126,220	57	4,536	4	3.6%	862	108	2,836,453	1,849,927	12.3
Cape Verde	20 Mar 2020	11-Sep-21	36,519	-	320	-	0.9%	6,641	-	236,158	72,843	13.0
Madagascar	20 Mar 2020	11-Sep-21	42,894	-	958	-	2.2%	159	-	210,666	86,090	0.3
Uganda	21 Mar 2020	08-Sep-21	121,166	-	3,085	-	2.5%	274	15	901,900	242,310	0.5
Eritrea	21 Mar 2020	10-Sep-21	6,655	-	40	-	0.6%	188	-			
Angola	21 Mar 2020	11-Sep-21	50,348	-	1,327	-	2.6%	158	-	1,165,755	920,570	2.7
Mozambique	22 Mar 2020	12-Sep-21	149,207	119	1,892	-	1.3%	491	24	1,643,520	654,322	2.0
Libya	24 Mar 2020	12-Sep-21	323,930	1,443	4,427	17	1.4%	4,780	-	1,163,013	111,063	1.6
Guinea-Bissau	25 Mar 2020	11-Sep-21	6,021	-	125	-	2.1%	313	-	28,097	2,993	0.2
Mali	25 Mar 2020	12-Sep-21	14,983	2	543	-	3.6%	76	-	257,674	86,477	0.4
Botswana	30 Mar 2020	09-Sep-21	163,665	-	2,325	-	1.4%	7,104	-	355,273	218,418	9.1
Sierra Leone	31 Mar 2020	10-Sep-21	6,379	-	121	-	1.9%	82	-	159,793	33,764	0.4
Burundi	31 Mar 2020	11-Sep-21	15,058	-	12	-	0.1%	131	-			

Malawi	02 Apr 2020	12-Sep-21	61,113	15	2,238	2	3.7%	328	-	710,897	450,250	2.3
South Sudan	05 Apr 2020	12-Sep-21	11,610	4	120	-	1.0%	105	-	53,147	6,718	0.1
Sao Tome and Principe	06 Apr 2020	11-Sep-21	2,814	-	39	-	1.4%	1,308		38,979	11,907	5.3
Comoros	30 Apr 2020	11-Sep-21	4,094	-	147	-	3.6%	481		175,038	102,389	11.5
Lesotho	13May 2020	26-Aug-21	14,395	-	403	-	2.8%	677		71,597	32,181	1.5
			213,378,241	367,789	4,378,205	5,205	2.1%					

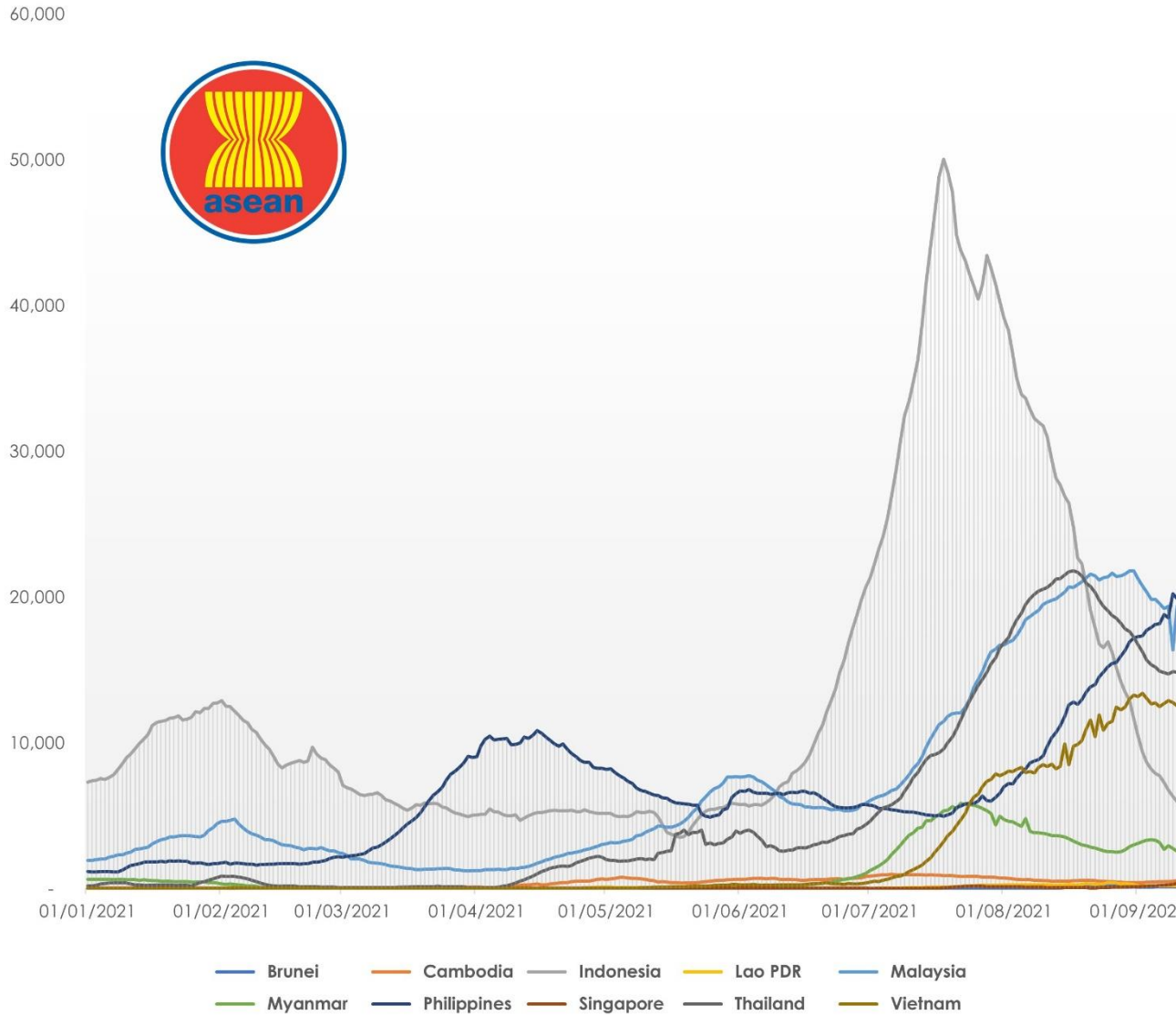
COVID-19 Epi curve among ASEAN Countries

as of 12 September 2021



7-Day Rolling Average of COVID-19 new cases

as of 12 September 2021

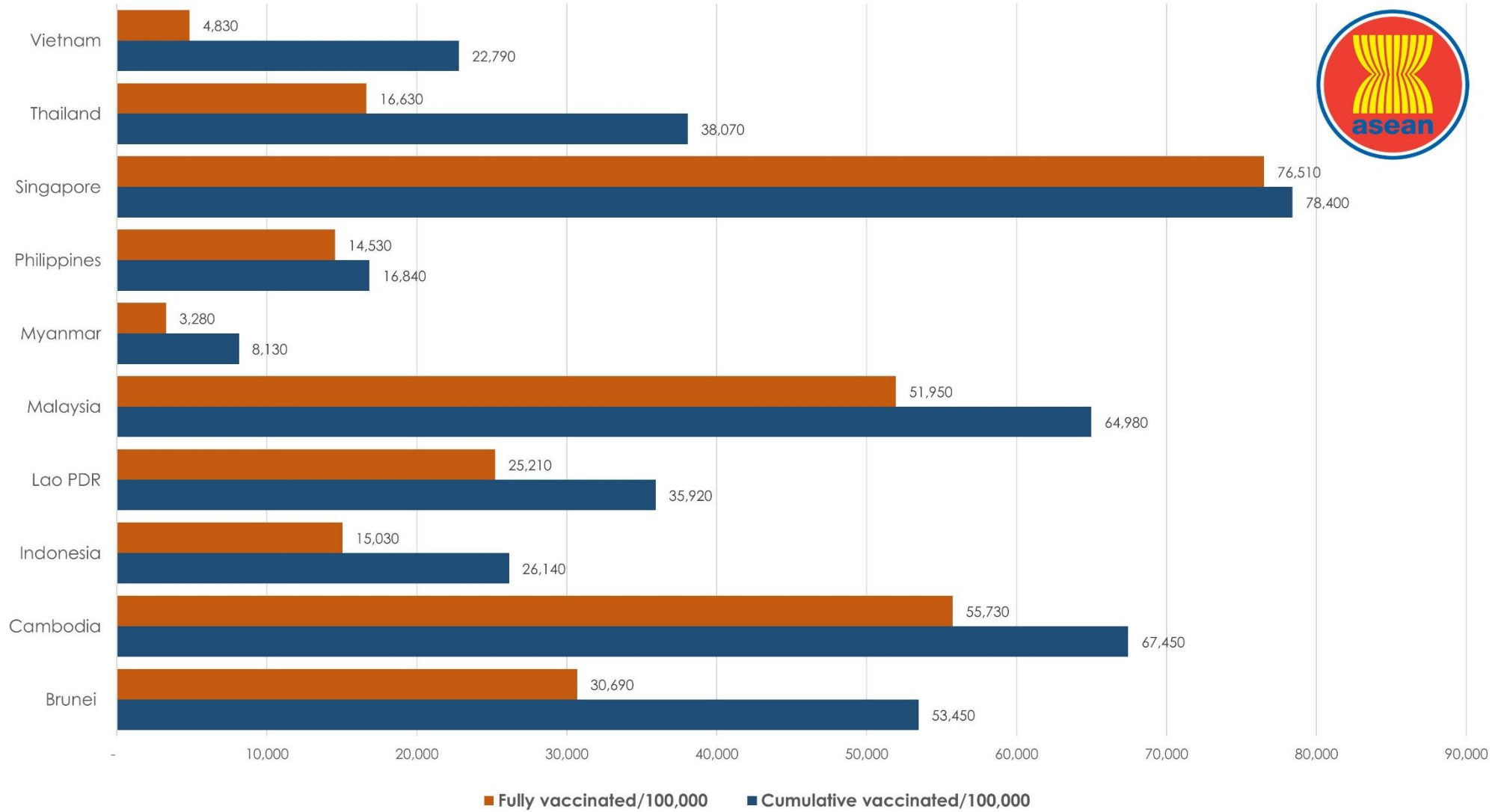


ASEAN Country	New Cases Rate of Change 7-Day Window*	P-value
Brunei	-0.352	0.63
Cambodia	24.265	0
Indonesia	-376.77	0
Lao PDR	3.306	0.031
Malaysia	-307.224	0.139
Myanmar	-113.582	0.007
Philippines	479.01	0.001
Singapore	24.872	0.001
Thailand	-44.587	0.064
Vietnam	27.995	0.394

*Beta coefficient of linear line of best fit; equal to the rate of change in the 7-day rolling average of new cases over the past 7 days (as of September 12, 2021)

COVID-19 Vaccination Status

as of 12 September 2021



Outlook Assessment

as of 7 September 2021

ASEAN MEMBER STATE	REQUIREMENT					
	At least 80% of the high-risk population has been vaccinated with at least one dose of a COVID-19 vaccine.		At least 65% of the total population has a level of immunity to COVID-19; either recovered from COVID-19 or have been vaccinated with at least one dose of a COVID-19 vaccine.		Case levels are generally low (a 7-day rolling average number of daily new cases that is <10 cases per 100,000, with each day's past-14-day test positivity is consistently <5%).	
	% of High risk population with one dose	Projected Completion Date <i>(moderate case scenario)</i>	% of Total population with one dose	Projected Completion Date <i>(moderate case scenario)</i>	Daily cases/100,000	Test positivity last 14 days
Brunei	>80.0	Aug 2021	53.7		26.904	
Cambodia	>80.0	Jun 2021	72.7	Aug 2021	3.469	
Indonesia	>80.0	Aug 2021	28.8	Mar 2022	2.118	9.0
Lao PDR	> 80.0	Aug 2021	39.4	Mar 2022	2.748	5.6
Malaysia	>80.0	Jul 2021	67.5	Sep 2021	60.837	13.2
Myanmar	13.6	-	9.0	-	4.571	13.7
Philippines	75.2	Nov 2021	19.5	Apr 2022	19.151	25.2
Singapore	>80.0	May 2021	>80.2	Jul 2021	5.368	0.3
Thailand	75.5	Oct 2021	39.9	Dec 2021	21.146	32.9
Vietnam	65.4	Oct 2021	24.6		13.355	4.2

