

COVID-19 Situational Report in the ASEAN Region

ASEAN BioDiaspora Virtual Center (ABVC)

as of December 13, 2021



Canada



COVID-19: Highlights and Situation Overview

Global Update

- Worldwide, there have been over 270 million cases and over 5 million deaths attributed to COVID-19.
- An exceptionally rapid spread of the Omicron variant has been reported in South Africa. Recent data suggests that this rapid spread is expected to follow in other geographies, and may overtake the Delta variant. Based on preliminary data, in the United Kingdom, it is estimated that Omicron variant has an Rt number (the average number of how many people an infected person will pass the virus on to) that ranges between 3 and 3.5, which is similar to when the virus was spreading prior to the availability of vaccines. Similarly, estimates of Omicron variant Rt with these data stand at 3.1 for Germany, and 3.0 for the U.S. These values are high compared to the initial Rt of Delta in South Africa and the United States of America, which was about 1.5. Along with the rate of spread, unknowns such as the size of the susceptible population continue to make estimating the size of this wave difficult. The percentage of Omicron-susceptible population will likely vary across countries and more data is required to understand the impacts of the emerging variant.
- As of December 12 (3:00 pm EST), a total of 3,890 confirmed cases of the Omicron variant (B.1.1.529) reported across 73 countries. Cases of the Omicron variant have been reported for the first time today in Gibraltar (3), Slovakia (3), and Turkey (6). As of December 12, many countries have reasonable or strong evidence of community transmission. In the United States, there have been at least 72 confirmed Omicron variant cases across 30 states, and in Canada, there have been at least 108 confirmed Omicron variant cases across seven provinces/territories.

Country	Number of confirmed cases	Case Change in Value from December 11, 2021	Evidence of local transmission
Australia	42	0	Evidence of community transmission
Austria	17	0	
Belgium	30	0	
Botswana	26	0	
Brazil	6	0	
Canada	108	17	
Croatia	3	0	
Czech Republic	5	0	
Denmark	1,280	0	
Finland	20	0	
France	59	0	
Germany	82	5	
Iceland	20	0	
India	38	5	

Israel	21	0	
Italy	13	0	
Namibia	18	0	
Nepal	3	0	
Nigeria	6	0	
Norway	109	0	
Portugal	49	0	
South Africa	633	0	
South Korea	63	0	
Spain	36	18	
Switzerland	16	0	
United Kingdom	820	0	
United States	72	0	
Zambia	3	0	
Zimbabwe	50	0	
Argentina	1	0	Imported cases only
Bahrain	1	0	
Bangladesh	2	0	
Bermuda	4	0	
Chile	2	0	
Cuba	1	0	
Cyprus	3	0	
Estonia	15	0	
Fiji	2	0	
Greece	3	0	
Guernsey	1	0	
Ireland	6	0	
Japan	12	0	
Kuwait	1	0	
Latvia	5	0	
Lebanon	2	0	
Liechtenstein	1	0	
Malaysia	1	0	
Maldives	1	0	

Mauritius	2	0	
Mexico	1	0	
Romania	7	4	
Russia	4	0	
Saudi Arabia	1	0	
Senegal	3	0	
Sierra Leone	1	0	
Singapore	2	0	
Slovakia	3	3	
Sri Lanka	2	0	
Sweden	23	0	
Taiwan	3	0	
Thailand	3	0	
Tunisia	1	0	
Uganda	7	0	
United Arab Emirates	1	0	
Gibraltar	3	3	Insufficient information
Turkey	6	6	
DRC	NA	NA	
Luxembourg	0	0	
Malawi	3	0	
Ghana	33	0	Suspected community transmission
Hong Kong*	5	0	
Jordan	2	0	
Mozambique	NA	NA	
Netherlands	62	0	

**This list is based on limited data, and may not capture the location of all local transmission events.*

Regional Update

- Vietnam's Ministry of Health reported 14,638 new COVID-19 cases on December 12 (Sunday), including 14,621 locally transmitted and 17 imported. Meanwhile, Covid-19 infections in Hanoi reached a record high of 980 on Sunday, as part of the 14,638 new cases across the country. This is the highest number of daily cases in the capital since the first COVID-19 patient was identified in March 2020. Most of the community cases were reported in southern localities, including 1,216 in Ho Chi Minh City, 920 in Tay Ninh province, and 745 in Dong Thap province.

- Brunei will enter the endemic phase of its COVID-19 recovery plan starting December 15 (Wednesday), loosening remaining restrictions on public life. Brunei's endemic plan will begin with a month-long early phase from December 15, 2021 to January 14, 2022. This phase will maintain the stay-at-home period from 10pm to 4am from the previous transition phase. Government and business premises will be allowed to increase their accommodating capacities to 75%, and those without full vaccination can now enter these premises by taking antigen rapid tests (ARTs). Those above 18-years-old will need to take an ART test within two days of entry into premises, while those below 18 will not need an ART but must be accompanied by a fully vaccinated adult. Staff in the public and private sector have to take ART every two days if they are returning to work without being fully vaccinated. For the private sector, only critical staff without full vaccination are allowed to work on site provided they are not exposed to the public. For civil servants and entry to government premises, the ART must be conducted at an ART center. Schools will also resume for the fully vaccinated on January 3 next year; subsequent phases are to be announced. Government will also resume normal working hours from 7.45am to 12.15pm and 1.30pm to 4.30pm.

Vaccine Update

- Malaysia reported a total of 22,774,778 individuals or 97.3% of the adult population have completed the COVID-19 vaccination as of December 12 (Sunday). Based on the Health Ministry's CovidNow portal, 23,096,370 individuals or 98.7% of the adult population have received at least one dose of the vaccine. As for adolescents aged 12-17, 86.8% or 2,724,110 individuals have completed the vaccination, while 2,825,229 individuals or 89.7% have received at least one dose of the vaccine. Meanwhile, total of 67,376 doses of the vaccine were administered yesterday, with 63,889 of them given as booster dose, 2,005 as second dose and 1,472 as first dose, bringing total doses administered under the National COVID-19 Immunization Programme (PICK) to 54,891,289 doses of the vaccine, including 3,663,587 booster doses.

Travel Advisories (new update/s)

- Brunei: Starting January 1 next year, non-essential travel will be allowed to countries on Brunei's green travel list – currently China, Australia, Singapore, and the United Kingdom. Land and sea control posts will remain closed. All travelers will need to be fully vaccinated: Brunei residents will need to have had their second dose within 14 days to six months, or have a third booster dose; while travelers to Brunei will also need double jabs from vaccines recognized by the World Health Organization. All travelers will also have to purchase insurance with COVID-19 coverage from a Brunei-registered provider. All those arriving to Brunei – including residents – will need to get both an RT-PCR and an ART 48 and 24 hours respectively before departing. Another RT-PCR will be mandatory upon arrival to Brunei, followed by an ART on the third day at a Ministry of Health (MoH) appointed ART centre. Those who take both RT-PCR and ART within the specified guidelines before departing to Brunei will be able to isolate at their chosen residence, while those unable to meet this requirement must isolate at appointed hotels. Travellers who meet the travel requirements under Brunei's green travel list will not need to apply for entry/exit approval from the Prime Minister's Office (PMO). Meanwhile travel to countries outside the list will only be allowed for essential purposes, and requires application and approval from PMO. Those who do not meet Brunei's vaccine requirements and are seeking to travel under the green list will also have to apply as essential travel.

- Laos: The Lao Government has announced their plan to reopen the country to fully vaccinated tourists in January 2022 under the “Lao Travel Green Zone” program. Under the program, Lao capital Vientiane, Vang Veng and Luang Prabang are designated as “green zones”. International entry points will be in Vientiane via the Wattay International Airport and the Lao – Thai Friendship Bridge. This scheme will allow visitors to book tour packages on the condition that they have a Laos VISA, certificate of entry, a vaccination certificate dated at least 14 days prior to entry, a negative PCR test result for COVID-19 done 72 hours or less before departure.
- Vietnam: Deputy Prime Minister has given the greenlight to the planned resumption of regular international commercial flights to some countries in Asia and the United States starting January 1, 2022. In the short term, flights will operate between Vietnam and Beijing/Guangzhou (China), Tokyo (Japan), Seoul (South Korea), Taipei – Taiwan (China), Bangkok (Thailand), Singapore, Vientiane (Laos), Phnom Penh (Cambodia) and San Francisco/Los Angeles (USA). The flights will be operated based on the guidance from the Ministry of Health on medical measures to prevent the spread of COVID-19 and ensuring safety, efficiency and smoothness. The health ministry, the Ministry of Public Security and the Ministry of Information and Communications are told to immediately discuss and publish a medical declaration software applicable to air travel to facilitate the declaration of passengers, activities of aviation enterprises as well as medical monitoring, control and tracing of people on entry.

Cases and Deaths as of 13 December 2021

- As of 13 December 2021 (2PM, GMT+8), worldwide, there were **270,797,405** confirmed cases, including **5,328,290** deaths. Globally, Case Fatality Rate (CFR) was **2.0**.
- In **China**, there were **128,986** confirmed cases with **5,697** deaths, including deaths in Hong Kong (213) and Taiwan (848). Confirmed cases in China include confirmed cases in Hong Kong (12,489) and Taiwan (16,737). CFR was **4.4**.
- **14,390,627 confirmed cases** of COVID-19 have been reported in the ASEAN region with a total of **297,393 deaths**, with a CFR of **2.1**.

REGION	COUNTRY	FIRST CONFIRMED CASE(S)	LATEST REPORT ON CONFIRMED CASE(S)	TOTAL CONFIRMED CASES	NEW CASES (7-DAY ROLLING AVERAGE)	TOTAL DEATHS	NEW DEATHS (7-DAY ROLLING AVERAGE)	CASE FATALITY RATE	CUMULATIVE CASES/ 100,000	NUMBER OF TESTS LAST 14 DAYS/ 100,000	CUMULATIVE VACCINATED	CUMULATIVE FULLY VACCINATED	FULLY VACCINATED / 100
ASEAN REGION	Brunei	10-Mar-20	12-Dec-21	15,348	5 (23)	98	-	0.6%	3,542		404,707	367,276	83.2
	Cambodia	27-Jan-20	12-Dec-21	120,355	12 (14)	2,985	3 (4)	2.5%	730	-	14,194,474	13,533,887	79.9
	Indonesia	02-Mar-20	12-Dec-21	4,259,143	163 (208)	143,936	7 (10)	3.4%	1,574	955	146,489,638	102,910,182	37.2
	Lao PDR	24-Mar-20	12-Dec-21	89,320	1,274 (1,355)	247	11 (6)	0.3%	1,246	-	3,744,740	3,099,003	42.0
	Malaysia	25-Jan-20	11-Dec-21	2,688,149	- (4,197)	30,862	- (35)	1.1%	8,414	3,585	25,865,614	25,448,420	77.6
	Myanmar	23-Mar-20	12-Dec-21	526,661	280 (322)	19,183	6 (6)	3.6%	974	-	16,849,172	11,858,598	21.6
	Philippines	30-Jan-20	12-Dec-21	2,836,592	232 (260)	50,280	184 (128)	1.8%	2,624	238	40,517,967	39,560,598	35.6
	Singapore	23-Jan-20	12-Dec-21	273,362	370 (593)	794	5 (5)	0.3%	4,793	-	4,744,632	4,744,632	87.0
	Thailand	13-Jan-20	12-Dec-21	2,168,646	3,787 (3,915)	21,169	20 (32)	1.0%	3,115	320	49,859,697	43,234,343	61.8
	Vietnam	23-Jan-20	12-Dec-21	1,413,051	14,638 (14,851)	27,839	228 (226)	2.0%	1,465	1,540	74,713,350	57,103,042	58.2
				14,390,627	20,761	297,393	464	2.1%					

- **256,277,792 confirmed cases** of COVID-19 have been reported in **223 countries/states** (other than China, Hong Kong, Taiwan, Macau, and ASEAN countries):

REGION	COUNTRY	FIRST CONFIRMED CASE(S)	LATEST REPORT ON CONFIRMED CASE(S)	TOTAL CONFIRMED CASES	NEW CASES	TOTAL DEATHS	NEW DEATHS	CASE FATALITY RATE	CUMULATIVE CASES/ 100,000	NUMBER OF TESTS LAST 14 DAYS/ 100,000	CUMULATIVE IMMUNIZED	CUMULATIVE FULLY VACCINATED	FULLY VACCINATED/ 100
ASIA PACIFIC	Japan	16 Jan 2020	12-Dec-21	1,728,398	120	18,283	-	1.1%	1,369	397	100,036,244	97,941,682	77.7
	South Korea	20 Jan 2020	12-Dec-21	517,271	6,688	4,253	43	0.8%	1,000	-	42,928,345	41,648,826	81.2
	Nepal	24 Jan 2020	12-Dec-21	824,222	242	11,554	1	1.4%	2,881	321	10,431,659	8,725,785	29.4
	Australia	25 Jan 2020	12-Dec-21	228,930	1,542	2,104	4	0.9%	893	7,285	20,205,275	19,262,415	74.7
	Sri Lanka	27 Jan 2020	12-Dec-21	572,726	723	14,614	19	2.6%	2,627	406	15,952,312	13,782,724	64.1
	India	30 Jan 2020	11-Dec-21	34,690,510	-	475,434	-	1.4%	2,539	1,011	815,387,998	512,106,250	36.8
	Afghanistan	24 Feb 2020	12-Dec-21	157,633	22	7,328	3	4.6%	414		4,397,449	3,566,192	9.0
	Pakistan	26 Feb 2020	12-Dec-21	1,289,049	288	28,830	7	2.2%	595	255	84,243,233	56,119,999	24.9
	New Zealand	28 Feb 2020	12-Dec-21	12,884	103	46	-	0.4%	262	6,669	3,948,761	3,747,367	73.2
	Bhutan	05 Mar 2020	10-Dec-21	2,649	-	3	-	0.1%	347	2,321	589,482	564,611	72.4
	Maldives	07 Mar 2020	12-Dec-21	93,119	55	258	1	0.3%	17,538	8,090	396,066	365,046	67.2
	Bangladesh	08 Mar 2020	12-Dec-21	1,579,325	329	28,028	6	1.8%	969	142	85,775,630	42,065,073	25.3
	Mongolia	10 Mar 2020	12-Dec-21	385,353	157	2,033	2	0.5%	11,948	57,642	2,262,711	2,155,876	64.8
	Turkey	10 Mar 2020	12-Dec-21	9,040,179	17,956	79,151	182	0.9%	10,836	4,679	56,507,792	50,896,427	59.9
	French Polynesia	12 Mar 2020	08-Dec-21	46,805	-	636	-	1.4%	16,759		165,041	155,959	55.2
	Guam	15 Mar 2020	11-Dec-21	19,307	-	267	-	1.4%	11,541		138,622	124,862	74.1
	New Caledonia	17 Mar 2020	12-Dec-21	12,379	3	280	-	2.3%	4,301		181,108	170,833	59.3
	Fiji	18 Mar 2020	10-Dec-21	52,577	-	697	-	1.3%	5,908	-	655,857	589,377	65.3
	Papua New Guinea	21 Mar 2020	08-Dec-21	35,835	-	573	-	1.6%	408	-	269,366	197,800	2.2
	Timor Leste	21 Mar 2020	07-Dec-21	19,829	-	122	-	0.6%	1,533	-	652,294	489,709	36.4
Northern Mariana Islands	28 Mar 2020	11-Dec-21	1,774	-	5	-	0.3%	3,101		41,779	37,816	72.9	
North Korea	24 Jul 2020	25-Jul-20	1	-	-	-	0.0%	0					
Solomon Islands	03 Oct 2020	16-Apr-21	20	-	-	-	0.0%	3		161,521	46,525	6.6	

	Wallis et Futuna	17 Oct 2020	03-Dec-21	454	-	7	-	1.5%	2,833		6,016	5,923	53.4
	Marshall Islands	26 Oct 2020	17-Nov-20	4	-	-	-	0.0%	7		25,461	22,346	28.7
	Vanuatu	11 Nov 2020	24-Oct-21	6	-	1	-	16.7%	2		96,141	45,349	14.4
	Samoa	18 Nov 2020	12-Feb-21	3	-	-	-	0.0%	2		139,865	108,864	54.4
	Micronesia	11 Jan 2021	11-Jan-21	1	-	-	-	0.0%	1		48,087	42,837	41.9
	Palau	31 May 2021	08-Oct-21	8	-	-	-	0.0%	44		18,665	15,873	73.7
	Tonga	05 Nov 2021	05-Nov-21	1	-				1		73,296	46,239	43.3
AMERICAS	USA	21 Jan 2020	12-Dec-21	50,784,012	21,341	817,912	123	1.6%	15,472	2,232	238,679,707	200,145,430	60.3
	Canada	25 Jan 2020	12-Dec-21	1,834,902	3,378	29,919	9	1.6%	4,828	2,747	31,087,130	29,189,554	76.7
	Brazil	26 Feb 2020	11-Dec-21	22,191,775	-	617,013	-	2.8%	10,480	89	165,080,223	139,389,518	65.1
	Mexico	28 Feb 2020	11-Dec-21	3,917,361	-	296,620	-	7.6%	3,071	101	80,191,983	66,003,384	50.7
	Saint Martin	01 Mar 2020	28-Nov-21	3,973	-	56	-	1.4%	10,455				
	Ecuador	01 Mar 2020	08-Dec-21	530,865	-	33,498	-	6.3%	3,056	168	13,796,237	11,501,793	64.3
	Dominican Republic	01 Mar 2020	12-Dec-21	410,265	178	4,218	-	1.0%	3,820	-	6,910,029	5,650,591	51.6
	Chile	03 Mar 2020	12-Dec-21	1,782,804	1,577	38,686	40	2.2%	9,407	3,629	16,903,669	16,222,466	84.4
	Argentina	03 Mar 2020	12-Dec-21	5,358,455	1,570	116,771	11	2.2%	11,924	518	37,297,036	30,941,717	67.9
	Peru	05 Mar 2020	10-Dec-21	2,251,027	-	201,650	-	9.0%	6,924	-	22,946,103	19,215,945	57.6
	Costa Rica	06 Mar 2020	10-Dec-21	567,995	-	7,332	-	1.3%	11,253	-	3,904,671	3,278,289	63.8
	Colombia	06 Mar 2020	12-Dec-21	5,093,534	2,026	129,107	51	2.5%	10,118	969	39,203,676	25,863,264	50.5
	French Guiana	06 Mar 2020	10-Dec-21	46,421	-	332	-	0.7%	23,744				
	Martinique	06 Mar 2020	30-Nov-21	45,501	-	718	-	1.6%	10,511				
	Paraguay	07 Mar 2020	11-Dec-21	463,707	-	16,502	-	3.6%	6,582	410	3,414,571	2,768,880	38.4
	Panama	10 Mar 2020	11-Dec-21	480,573	-	7,386	-	1.5%	11,317	1,509	3,015,642	2,445,146	55.8
	Bolivia	10 Mar 2020	10-Dec-21	551,516	-	19,305	-	3.5%	4,790	621	5,193,701	4,316,055	36.5
	Honduras	11 Mar 2020	10-Dec-21	378,561	-	10,421	-	2.8%	3,884		4,927,085	3,891,577	38.7
	Cuba	11 Mar 2020	12-Dec-21	963,628	62	8,313	-	0.9%	8,502	-	10,212,248	9,343,711	82.6
	Guyana	11 Mar 2020	10-Dec-21	38,453	-	1,016	-	2.6%	4,912		404,122	283,505	35.9
	Jamaica	12 Mar 2020	12-Dec-21	91,765	40	2,425	1	2.6%	3,112	286	694,626	536,572	18.1
	St Vincent and the Grenadines	12 Mar 2020	10-Dec-21	5,692	-	77	-	1.4%	5,147	904	31,993	23,908	21.5

Saint Lucia	13 Mar 2020	10-Dec-21	13,086	-	283	-	2.2%	7,159		55,063	47,633	25.8
Trinidad and Tobago	13 Mar 2020	12-Dec-21	80,607	558	2,407	24	3.0%	5,778	-	698,473	654,075	46.6
Venezuela	13 Mar 2020	11-Dec-21	437,887	-	5,234	-	1.2%	1,536		16,415,684	9,858,581	34.3
Guatemala	13 Mar 2020	12-Dec-21	622,168	-	16,036	-	2.6%	3,747	286	6,233,673	4,319,618	23.7
Uruguay	13 Mar 2020	11-Dec-21	402,383	-	6,142	-	1.5%	11,624	2,736	2,755,353	2,665,494	76.5
Curacao	13 Mar 2020	12-Dec-21	17,589	17	182	-	1.0%	11,165		103,448	95,934	58.2
Puerto Rico	13 Mar 2020	10-Dec-21	189,384	-	3,274	-	1.7%	5,930		2,762,256	2,403,154	75.3
Suriname	13 Mar 2020	11-Dec-21	51,184	-	1,176	-	2.3%	8,804		259,712	224,126	37.9
Antigua and Barbuda	13 Mar 2020	10-Dec-21	4,159	-	117	-	2.8%	4,282	-	61,420	57,345	58.1
Guadeloupe	13 Mar 2020	02-Dec-21	55,284	-	748	-	1.4%	12,479				
Cayman Islands	13 Mar 2020	10-Dec-21	7,871	-	9	-	0.1%	12,119		58,143	56,187	84.5
Aruba	14 Mar 2020	12-Dec-21	16,593	18	177	-	1.1%	15,608		83,936	78,407	73.1
Bahamas	15 Mar 2020	09-Dec-21	22,881	-	708	-	3.1%	5,875	1,078	154,135	143,672	36.2
US Virgin Islands	16 Mar 2020	10-Dec-21	7,598	-	87	-	1.1%	7,126		61,645	52,876	49.8
Sint Maarten	17 Mar 2020	12-Dec-21	4,632	4	75	-	1.6%	11,372		26,935	24,921	57.4
Montserrat	17 Mar 2020	09-Oct-21	41	-	1	-	2.4%	439		1,531	1,417	28.5
Barbados	17 Mar 2020	10-Dec-21	26,740	-	251	-	0.9%	9,316		154,177	138,719	48.2
El Salvador	18 Mar 2020	11-Dec-21	119,803	-	3,795	-	3.2%	1,856	-	4,448,067	4,099,822	62.9
Nicaragua	18 Mar 2020	07-Dec-21	17,328	-	210	-	1.2%	265		4,402,422	2,540,334	37.9
Bermuda	18 Mar 2020	09-Dec-21	5,764	-	106	-	1.8%	9,018		46,054	45,029	72.5
Haiti	19 Mar 2020	09-Dec-21	25,744	-	758	-	2.9%	229		118,222	66,888	0.6
Dominica	22 Mar 2020	09-Dec-21	6,233	-	42	-	0.7%	8,680		29,064	27,115	37.6
Grenada	22 Mar 2020	12-Dec-21	5,915	2	200	-	3.4%	5,281		40,561	34,593	30.6
Belize	23 Mar 2020	10-Dec-21	31,033	-	586	-	1.9%	7,950	4,255	228,517	195,230	48.2
Turks and Caicos Islands	23 Mar 2020	11-Dec-21	3,137	-	25	-	0.8%	8,214		29,210	27,133	69.2
Saint Kitts and Nevis	24 Mar 2020	11-Dec-21	2,796	-	28	-	1.0%	5,293	2,094	27,358	25,165	47.0
British Virgin Islands	25 Mar 2020	04-Dec-21	2,816	-	38	-	1.3%	9,377		18,288	16,704	54.9
Anguilla	26 Mar 2020	09-Dec-21	1,523	-	4	-	0.3%	11,491		10,079	9,223	61.0
Caribbean Netherlands	01 Apr 2020	11-Dec-21	3,129	-	22	-	0.7%	17,372		19,109	16,736	63.3

	Falkland Islands	03 Apr 2020	01-Dec-21	83	-	-	-	0.0%	3,146		2,632	1,775	50.3
	Saint Pierre and Miquelon	05 Apr 2020	06-Dec-21	91	-	-	-	0.0%	1,298				
	Saint Barthelemy	25 Jul 2020	28-Nov-21	1,603	-	6	-	0.4%	18,970				
EUROPE	France	24 Jan 2020	12-Dec-21	8,258,692	43,848	120,431	48	1.5%	12,315		52,222,763	47,838,675	70.8
	Germany	27 Jan 2020	12-Dec-21	6,546,344	29,633	106,331	123	1.6%	7,875	2,282	60,323,094	57,811,831	68.9
	Finland	29 Jan 2020	10-Dec-21	201,051	-	1,421	-	0.7%	3,642	3,637	4,307,025	4,059,580	73.2
	Italy	30 Jan 2020	12-Dec-21	5,225,517	19,212	134,831	66	2.6%	8,666	9,741	47,608,661	44,284,676	73.4
	Russian Federation	31 Jan 2020	12-Dec-21	10,016,896	29,929	289,483	1,132	2.9%	6,938	5,193	69,738,785	60,962,126	41.8
	Spain	31 Jan 2020	10-Dec-21	5,290,190	-	88,381	-	1.7%	11,237	2,122	38,488,342	37,702,839	80.7
	Sweden	31 Jan 2020	10-Dec-21	1,229,217	-	15,191	-	1.2%	11,951		7,662,893	7,260,558	71.5
	United Kingdom of Great Britain	31 Jan 2020	12-Dec-21	10,819,515	48,071	146,439	52	1.4%	16,189	16,067	51,229,132	46,705,196	68.5
	Belgium	05 Feb 2020	11-Dec-21	1,929,772	-	27,504	-	1.4%	16,804	9,253	8,862,250	8,731,781	75.1
	Switzerland	25 Feb 2020	10-Dec-21	1,106,573	-	11,785	-	1.1%	12,905	7,758	5,899,051	5,748,798	66.0
	Austria	25 Feb 2020	11-Dec-21	1,225,555	-	13,143	-	1.1%	13,806	51,579	6,469,342	6,173,828	68.3
	Croatia	25 Feb 2020	12-Dec-21	654,202	2,339	11,619	45	1.8%	16,084	3,637	2,226,748	2,037,511	49.9
	Norway	26 Feb 2020	11-Dec-21	314,258	-	1,136	-	0.4%	5,876	3,991	4,255,967	3,874,468	70.9
	Romania	26 Feb 2020	12-Dec-21	1,793,149	716	57,696	60	3.2%	9,264	2,277	7,830,179	7,628,548	39.9
	Estonia	26 Feb 2020	12-Dec-21	228,279	377	1,852	4	0.8%	17,208	4,855	833,812	801,388	60.5
	Georgia	26 Feb 2020	12-Dec-21	889,286	2,922	12,731	36	1.4%	23,903	-	1,257,362	1,042,961	26.2
	North Macedonia	26 Feb 2020	12-Dec-21	219,408	308	7,732	9	3.5%	10,531	1,135	885,888	789,905	37.9
	Greece	26 Feb 2020	12-Dec-21	1,002,877	3,225	19,245	88	1.9%	9,358	36,694	7,225,914	6,758,054	65.2
	Denmark	27 Feb 2020	12-Dec-21	554,389	5,989	3,014	9	0.5%	9,528	32,453	4,638,584	4,486,874	77.2
	San Marino	27 Feb 2020	05-Dec-21	6,217	-	94	-	1.5%	18,361		24,922	23,750	69.8
	Lithuania	27 Feb 2020	12-Dec-21	491,122	1,449	6,974	18	1.4%	17,623	5,754	1,889,820	1,803,809	67.1
	Netherlands	27 Feb 2020	12-Dec-21	2,880,426	16,588	20,112	38	0.7%	16,618	4,468	13,274,722	12,772,175	74.4
Azerbaijan	27 Feb 2020	12-Dec-21	604,480	1,226	8,088	18	1.3%	6,031	1,573	5,117,826	4,613,676	45.1	
Belarus	28 Feb 2020	12-Dec-21	674,723	1,454	5,276	15	0.8%	7,127	2,964	3,812,391	2,865,546	30.4	
Iceland	28 Feb 2020	10-Dec-21	19,159	-	35	-	0.2%	5,303	6,399	286,650	282,199	82.2	
Ireland	28 Feb 2020	12-Dec-21	623,623	4,667	5,788	-	0.9%	12,620	7,783	3,871,391	3,808,193	76.4	

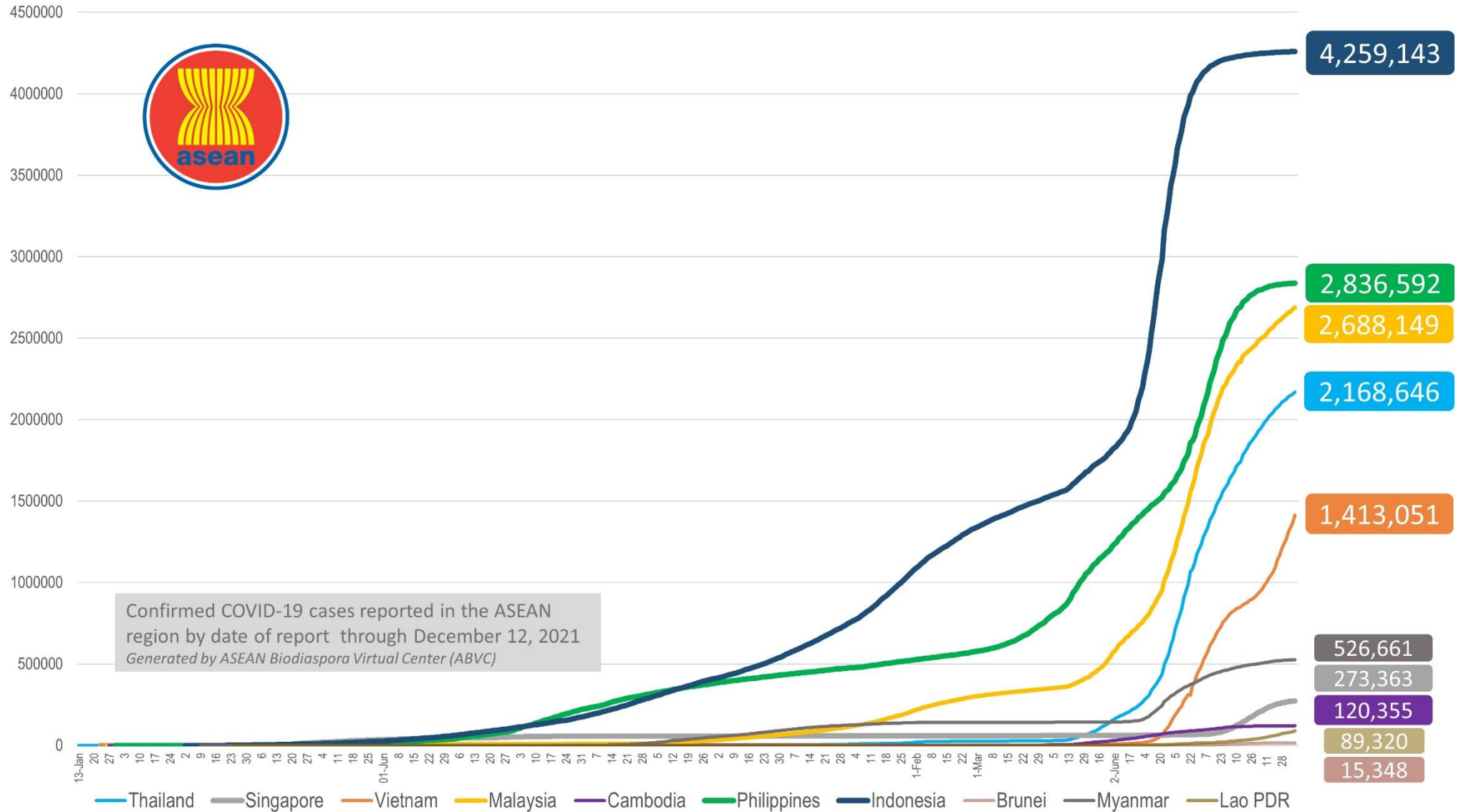
Monaco	29 Feb 2020	12-Dec-21	4,094	1	36	-	0.9%	10,507		26,672	23,308	59.0
Czech Republic	01 Mar 2020	12-Dec-21	2,334,289	9,108	34,451	74	1.5%	21,878		6,737,218	6,482,529	60.5
Luxembourg	01 Mar 2020	09-Dec-21	93,429	-	890	-	1.0%	15,072	7,307	449,972	429,705	67.7
Armenia	01 Mar 2020	12-Dec-21	342,538	133	7,802	14	2.3%	11,581	2,633	835,816	516,989	17.4
Latvia	02 Mar 2020	12-Dec-21	261,944	481	4,375	9	1.7%	13,694	5,966	1,291,259	1,225,606	65.7
Portugal	02 Mar 2020	12-Dec-21	1,194,288	3,879	18,658	13	1.6%	11,630	10,652	9,083,253	9,026,273	88.8
Andorra	02 Mar 2020	10-Dec-21	19,440	-	133	-	0.7%	25,200	14,431	56,095	50,333	65.1
Liechtenstein	03 Mar 2020	12-Dec-21	5,327	52	67	-	1.3%	14,011	9,111	25,871	25,274	66.1
Ukraine	03 Mar 2020	12-Dec-21	3,559,092	5,275	91,027	238	2.6%	8,019	993	14,114,892	12,441,591	28.6
Slovenia	04 Mar 2020	12-Dec-21	439,952	787	5,408	14	1.2%	21,071	2,800	1,238,292	1,170,181	56.3
Hungary	04 Mar 2020	10-Dec-21	1,182,922	-	36,429	-	3.1%	12,108	4,811	6,176,567	5,883,873	61.1
Poland	04 Mar 2020	12-Dec-21	3,828,248	19,450	88,479	65	2.3%	10,082	3,005	21,171,467	20,685,210	54.7
Faroe Islands	04 Mar 2020	12-Dec-21	4,372	97	13	-	0.3%	8,981		40,205	38,142	77.8
Bosnia and Herzegovina	05 Mar 2020	10-Dec-21	280,980	-	12,918	-	4.6%	8,512	1,225	833,233	720,631	22.1
Gibraltar	05 Mar 2020	12-Dec-21	7,525	17	100	-	1.3%	22,329		41,025	39,870	118.3
Slovakia	06 Mar 2020	12-Dec-21	774,857	4,913	15,354	50	2.0%	14,207	12,432	2,677,886	2,365,560	43.3
Serbia	06 Mar 2020	12-Dec-21	1,274,047	944	12,178	30	1.0%	18,345	2,286	3,284,917	3,157,418	46.0
Vatican City	06 Mar 2020	17-Oct-20	27	-	-	-	0.0%	2,932				
Malta	07 Mar 2020	12-Dec-21	40,546	78	470	-	1.2%	8,066	6,751	436,791	433,718	84.0
Moldova	07 Mar 2020	12-Dec-21	369,659	257	9,368	14	2.5%	13,909	-	948,882	956,010	23.8
Bulgaria	08 Mar 2020	11-Dec-21	714,156	-	29,486	-	4.1%	10,238	4,518	1,786,530	1,838,105	26.7
Albania	09 Mar 2020	12-Dec-21	203,787	263	3,134	2	1.5%	7,140	-	1,092,316	982,658	34.2
Cyprus	09 Mar 2020	12-Dec-21	140,851	393	610	2	0.4%	11,752	78,029	631,421	590,288	65.9
Channel Islands	09 Mar 2020	10-Dec-21	4,985	-	23	-	0.5%	7,642		32,969	13,618	21.5
Jersey	10 Mar 2020	10-Dec-21	15,342	-	84	-	0.5%	16,894		80,282	75,778	75.0
Kazakhstan	13 Mar 2020	12-Dec-21	979,484	554	12,852	15	1.3%	5,291	-	8,846,068	8,277,848	43.6
Kosovo	13 Mar 2020	10-Dec-21	161,176	-	2,986	-	1.9%	8,983				
Uzbekistan	15 Mar 2020	12-Dec-21	195,747	223	1,436	2	0.7%	583		18,135,171	5,882,086	17.3
Greenland	16 Mar 2020	12-Dec-21	1,831	18	-	-	0.0%	3,257		40,351	37,769	66.4
Montenegro	17 Mar 2020	12-Dec-21	159,788	153	2,350	1	1.5%	25,684		279,631	263,380	41.9
Kyrgyzstan	18 Mar 2020	12-Dec-21	183,965	34	2,770	2	1.5%	2,849		1,160,863	936,814	14.1

MIDDLE EAST	Isle of Man	19 Mar 2020	12-Dec-21	12,580	61	67	-	0.5%	14,873		68,512	65,034	76.1
	Tajikistan	30 Apr 2020	20-Nov-21	17,095	-	124	-	0.7%	183		3,118,206	2,592,830	26.6
	UAE	29 Jan 2020	12-Dec-21	742,802	83	2,151	-	0.3%	7,602	-	9,890,432	9,010,183	90.2
	Iran	19 Feb 2020	12-Dec-21	6,154,813	2,289	130,722	61	2.1%	7,423	1,697	58,094,169	48,149,791	56.6
	Israel	21 Feb 2020	12-Dec-21	1,349,818	77	8,210	-	0.6%	14,910	11,884	6,400,940	5,789,014	62.3
	Lebanon	21 Feb 2020	12-Dec-21	690,054	1,539	8,848	12	1.3%	10,065	-	2,050,765	1,742,263	25.7
	Kuwait	24 Feb 2020	12-Dec-21	413,711	39	2,466	-	0.6%	9,834	5,306	3,314,143	3,179,881	73.5
	Oman	24 Feb 2020	12-Dec-21	304,714	11	4,113	-	1.3%	6,125		3,310,409	2,828,176	54.1
	Bahrain	24 Feb 2020	12-Dec-21	278,065	28	1,394	-	0.5%	16,943	14,505	1,192,600	1,165,232	66.7
	Iraq	24 Feb 2020	12-Dec-21	2,087,837	340	23,978	13	1.1%	5,311	522	7,880,958	5,028,072	12.2
	Qatar	29 Feb 2020	12-Dec-21	245,354	166	613	1	0.2%	8,663	-	2,360,308	2,218,292	75.7
	Saudi Arabia	02 Mar 2020	12-Dec-21	550,240	51	8,853	1	1.6%	1,606	1,338	24,766,927	22,771,497	64.4
	Jordan	02 Mar 2020	12-Dec-21	1,010,033	3,897	11,982	41	1.2%	9,999	7,225	4,220,599	3,813,116	37.1
	Palestine	05 Mar 2020	11-Dec-21	464,036	-	4,837	-	1.0%	9,904		1,986,530	1,386,990	26.6
Syria	22 Mar 2020	11-Dec-21	49,189	-	2,809	-	5.7%	288		890,837	739,210	4.0	
Yemen	10 Apr 2020	12-Dec-21	10,069	6	1,971	3	19.6%	35		556,652	366,587	1.2	
AFRICA	Egypt	14 Feb 2020	11-Dec-21	368,335	-	21,015	-	5.7%	367		27,979,218	16,827,971	16.1
	Algeria	25 Feb 2020	12-Dec-21	212,848	196	6,145	8	2.9%	494		6,875,003	5,391,232	12.1
	Nigeria	28 Feb 2020	11-Dec-21	217,063	-	2,981	-	1.4%	108	75	7,350,443	3,843,337	1.8
	Tunisia	02 Mar 2020	11-Dec-21	719,434	-	25,427	-	3.5%	6,152	54	6,257,611	5,324,150	44.6
	Morocco	02 Mar 2020	12-Dec-21	951,482	102	14,796	-	1.6%	2,609	324	24,547,579	22,844,707	61.2
	Senegal	02 Mar 2020	12-Dec-21	74,086	10	1,886	-	2.5%	455	32	1,334,702	936,623	5.5
	South Africa	05 Mar 2020	12-Dec-21	3,167,497	37,875	90,137	21	2.8%	5,409	982	18,344,024	15,330,635	25.5
	Cameroon	06 Mar 2020	08-Dec-21	107,549	-	1,823	-	1.7%	416		792,208	611,800	2.3
	Togo	06 Mar 2020	12-Dec-21	26,400	28	243	-	0.9%	327	135	1,281,856	649,079	7.7
	Burkina Faso	09 Mar 2020	07-Dec-21	16,334	-	290	-	1.8%	80		442,769	323,767	1.5
	Democratic Republic of Congo	10 Mar 2020	10-Dec-21	59,851	-	1,118	-	1.9%	69		162,994	68,345	0.1
	Ivory Coast	11 Mar 2020	11-Dec-21	61,896	-	706	-	1.1%	241	80	3,120,320	1,408,460	5.2
	Reunion	11 Mar 2020	07-Dec-21	63,863	-	391	-	0.6%	8,220				
	Ghana	13 Mar 2020	01-Dec-21	131,246	-	1,228	-	0.9%	431	-	2,651,463	842,225	2.7
	Guinea	13 Mar 2020	04-Dec-21	30,798	-	388	-	1.3%	241		1,680,365	813,477	6.0
	Gabon	13 Mar 2020	08-Dec-21	37,591	-	282	-	0.8%	1,730	333	186,639	142,082	6.2
	Sudan	13 Mar 2020	10-Dec-21	44,529	-	3,208	-	7.2%	104		2,782,463	1,234,386	2.8
	Kenya	13 Mar 2020	12-Dec-21	256,335	201	5,348	2	2.1%	488	-	5,419,540	3,235,498	5.9
	Ethiopia	13 Mar 2020	12-Dec-21	373,115	115	6,829	-	1.8%	333	11	8,911,330	1,453,513	1.2
	Central African Republic	14 Mar 2020	10-Dec-21	11,912	-	101	-	0.8%	251		375,096	334,906	6.8
Seychelles	14 Mar 2020	09-Dec-21	23,806	-	129	-	0.5%	24,385		81,937	77,951	78.8	

Rwanda	14 Mar 2020	12-Dec-21	100,634	50	1,344	-	1.3%	797	1,421	6,388,237	3,880,262	29.2
Namibia	14 Mar 2020	12-Dec-21	132,849	578	3,577	-	2.7%	5,326	796	378,182	319,080	12.3
Swaziland	14 Mar 2020	12-Dec-21	52,643	469	1,250	2	2.4%	4,585		302,675	282,886	24.1
Mauritania	14 Mar 2020	12-Dec-21	39,806	28	849	-	2.1%	880	-	1,097,581	697,886	14.6
Mayotte	14 Mar 2020	10-Dec-21	21,088	-	185	-	0.9%	13,259				
Equatorial Guinea	15 Mar 2020	10-Dec-21	13,612	-	175	-	1.3%	1,004	145	247,933	198,691	13.7
Republic of Congo	15 Mar 2020	07-Dec-21	19,066	-	359	-	1.9%	354		550,142	135,954	2.4
Benin	16 Mar 2020	09-Dec-21	24,897	-	161	-	0.6%	211	-	1,087,430	877,113	7.0
Liberia	16 Mar 2020	10-Dec-21	5,833	-	287	-	4.9%	118		506,647	476,276	9.2
Tanzania	16 Mar 2020	08-Dec-21	26,309	-	734	-	2.8%	45		1,592,897	1,078,102	1.8
Somalia	16 Mar 2020	09-Dec-21	23,074	-	1,333	-	5.8%	149		892,093	664,422	4.1
Gambia	17 Mar 2020	08-Dec-21	9,998	-	342	-	3.4%	426	39	239,974	226,037	9.1
Zambia	17 Mar 2020	12-Dec-21	211,077	118	3,670	1	1.7%	1,182	308	806,611	821,536	4.3
Mauritius	18 Mar 2020	12-Dec-21	22,613	152	680	-	3.0%	1,787		916,524	914,936	71.9
Djibouti	18 Mar 2020	11-Dec-21	13,514	-	189	-	1.4%	1,388		82,858	26,087	2.6
Niger	19 Mar 2020	11-Dec-21	7,154	-	268	-	3.7%	31		507,223	464,413	1.9
Chad	19 Mar 2020	30-Nov-21	5,701	-	181	-	3.2%	36		198,522	76,504	0.5
Zimbabwe	20 Mar 2020	11-Dec-21	165,002	-	4,735	-	2.9%	1,127	579	3,938,056	2,961,011	19.6
Cape Verde	20 Mar 2020	12-Dec-21	38,503	7	351	-	0.9%	7,001		299,770	250,238	44.5
Madagascar	20 Mar 2020	11-Dec-21	45,794	-	980	-	2.1%	170	-	589,003	541,160	1.9
Uganda	21 Mar 2020	10-Dec-21	127,973	-	3,268	-	2.6%	289	102	6,525,371	1,287,799	2.7
Eritrea	21 Mar 2020	12-Dec-21	7,646	17	63	-	0.8%	216				
Angola	21 Mar 2020	11-Dec-21	65,397	-	1,737	-	2.7%	205		7,003,795	3,315,757	9.8
Mozambique	22 Mar 2020	12-Dec-21	153,674	266	1,944	2	1.3%	506	-	6,801,754	4,297,826	13.4
Libya	24 Mar 2020	11-Dec-21	378,105	-	5,553	-	1.5%	5,579		1,759,338	726,260	10.4
Guinea-Bissau	25 Mar 2020	09-Dec-21	6,447	-	149	-	2.3%	336		368,424	20,202	1.0
Mali	25 Mar 2020	12-Dec-21	18,591	87	629	1	3.4%	95		822,145	348,728	1.7
Botswana	30 Mar 2020	06-Dec-21	196,090	-	2,421	-	1.2%	8,512	-	955,135	528,046	22.0
Sierra Leone	31 Mar 2020	10-Dec-21	6,421	-	121	-	1.9%	82		747,044	385,232	4.7
Burundi	31 Mar 2020	09-Dec-21	20,666	-	14	-	0.1%	179		2,259	1,472	0.0
Malawi	02 Apr 2020	11-Dec-21	62,230	-	2,307	-	3.7%	334	-	1,218,720	622,676	3.2
South Sudan	05 Apr 2020	10-Dec-21	12,873	-	133	-	1.0%	116	-	219,733	172,441	1.5
Sao Tome and Principe	06 Apr 2020	08-Dec-21	3,733	-	57	-	1.5%	1,736		85,356	47,349	21.2
Comoros	30 Apr 2020	11-Dec-21	4,567	-	151	-	3.3%	537		281,946	241,310	27.2
Lesotho	13May 2020	12-Dec-21	23,102	654	664	-	2.9%	1,087		626,669	618,414	28.6
			256,277,792	367,602	5,025,200	3,002	2.0%					

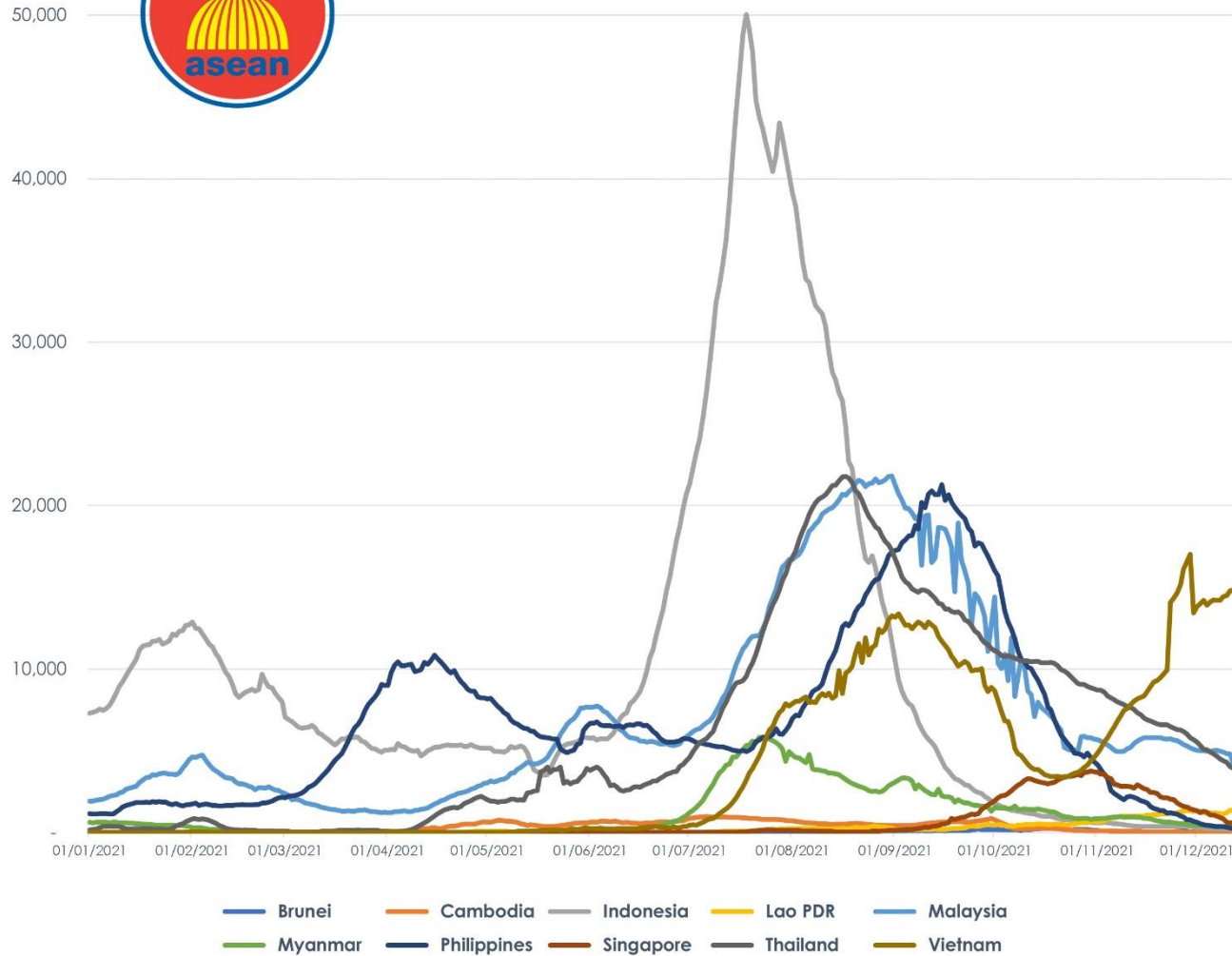
COVID-19 Epi curve among ASEAN Countries

as of 12 December 2021



7-Day Rolling Average of COVID-19 new cases

as of 12 December 2021

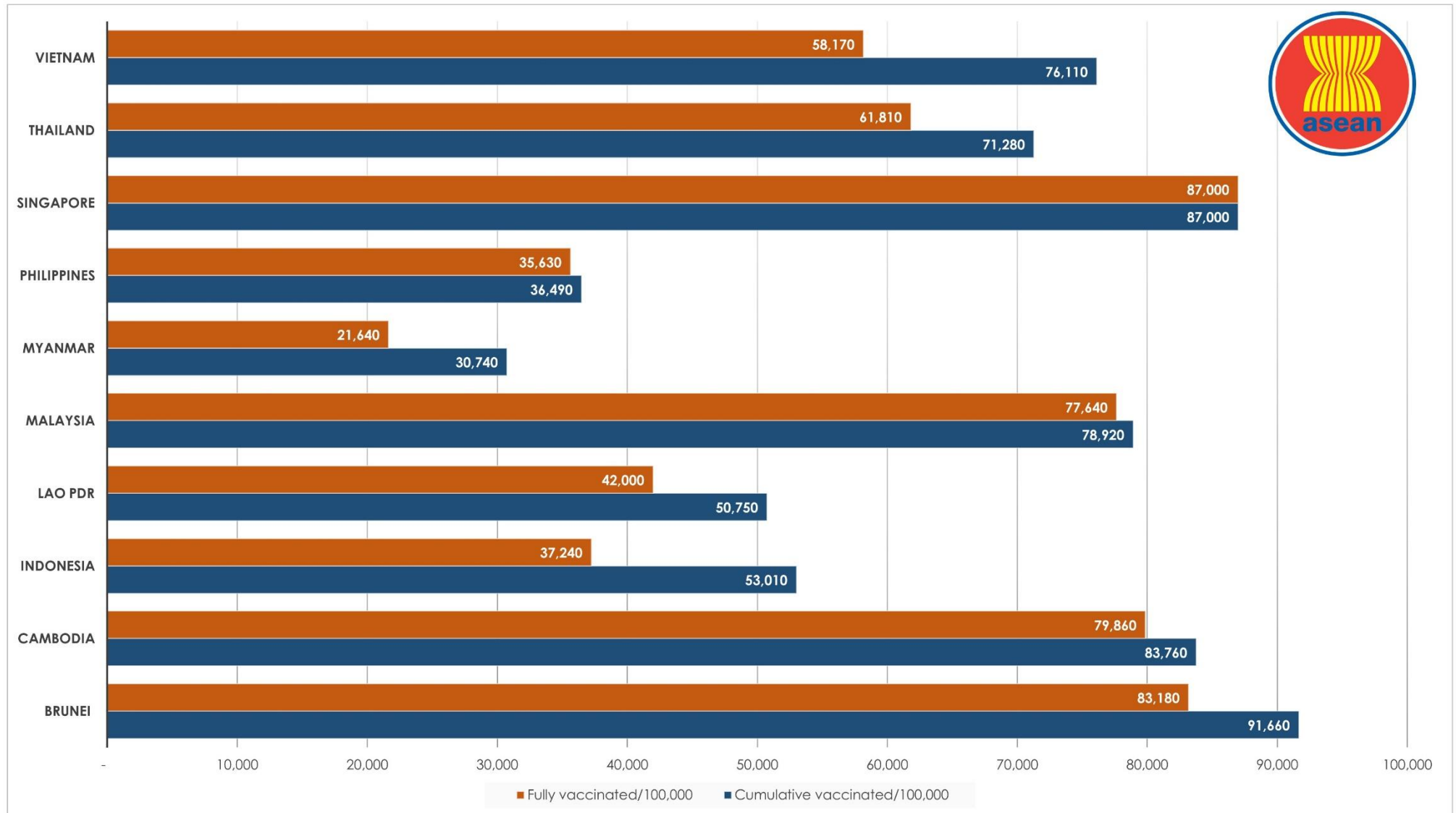


ASEAN Country	New Cases Rate of Change 7-Day Window*	P-value
Brunei	0.88	0.033
Cambodia	-1.45	0
Indonesia	-6.28	0
Lao PDR	33.79	0.033
Malaysia	-108.16	0.029
Myanmar	-12.03	0
Philippines	-21.47	0.001
Singapore	-89.85	0
Thailand	-150.21	0
Vietnam	119.93	0.001

*Beta coefficient of linear line of best fit; equal to the rate of change in the 7-day rolling average of new cases over the past 7 days (as of December 12, 2021)


COVID-19 Vaccination Status

as of 12 December 2021



Outlook Assessment

as of 10 December 2021

 ASEAN MEMBER STATE	REQUIREMENT							
	At least 80% of the high-risk population has been vaccinated with at least one dose of a COVID-19 vaccine.		At least 65% of the total population has a level of immunity to COVID-19; either recovered from COVID-19 or have been vaccinated with at least one dose of a COVID-19 vaccine.		Case levels are generally low (a 7-day rolling average number of daily new cases that is <10 cases per 100,000, with each day's past-14-day test positivity is consistently <5%).		Government Policy on containment and health (strictness and comprehensiveness in COVID-19 related government policies)	
	% of High risk population fully vaccinated	Population vaccinated/day (7-day average)	% of Total population fully vaccinated	Population vaccinated/day (7-day average)	Daily cases/100,000	Test positivity last 14 days	Containment and health index score - Oxford COVID-19 Government Response Tracker (OxCGRT)	Change over the past 30 days
Brunei	89.9	0.76%/day	83.0	0.76%/day	5.90	Unknown	82.1/100	0.0
Cambodia	≥90.0	0%/day	85.9	0.1%/day	0.10	Unknown	64.6	+1.8
Indonesia	≥90.0	0%/day	39.0	0.21%/day	0.08	0.1	58.4/100	+1.8
Lao PDR	≥90.0	0%/day	45.9	Unknown	19.08	28.2	70.0/100	-4.8
Malaysia	≥90.0	0%/day	78.1	0.02%/day	15.06	4.2	58.6/100	0.0
Myanmar	63.2	unknown-	22.4	Unknown	0.60	Unknown	73.6/100	+3.0
Philippines	≥90.0	0.72%/day	38.3	0.72%/day	0.27	1.8	54.8/100	0.0
Singapore	≥90.0	0%/day	84.1	unknown	9.45	unknown	64.3/100	0.0
Thailand	≥90.0	0%/day	61.7	0.08%/day	5.81	13.8	55.4/100	-9.5
Vietnam	65.0	0.58%/day	60.8	0.58%/day	15.35	9.5	73.5/100	0.0



Report generated by
ASEAN Biodiaspora Virtual Center (ABVC)
 in collaboration with **Bluedot Inc.**
 Email: support@biodiaspora.org

