

COVID-19 Situational Report in the ASEAN Region

ASEAN Biodiaspora Virtual Center (ABVC)

as of August 13, 2021



COVID-19: Highlights and Situation Overview

Global Update

- Worldwide, there have been over 206 million cases and over 4 million deaths attributed to COVID-19.
- The World Health Organization (WHO) on August 12 (Thursday) urged China to share raw data from the earliest COVID-19 cases to revive the pandemic origins probe - and release information to address the controversial laboratory-leak theory. The WHO stressed it was "vitally important" to uncover the origins of the worst pandemic in a century, which has killed at least 4.3 million people and battered the global economy since the virus was first detected in the Chinese city of Wuhan in December 2019. In a statement on advancing phase two of the studies, the WHO insisted the search was not "an exercise in attributing blame" or political point-scoring adding that access to data is critically important for evolving our understanding of science. The WHO said it was working with several countries that reported detection of SARS-CoV-2 in samples from 2019 stored biological specimens. For example, in Italy, it had facilitated an independent evaluation by international laboratories, which included the blind retesting of pre-pandemic blood samples. The WHO said that sharing raw data and giving permission for the retesting of samples in the laboratories outside of Italy reflects scientific solidarity at its best and is no different from what WHO encouraging all countries, including China, to support so that WHO can advance the studies of the origins quickly and effectively.
- A new study led by researchers from the National University of Singapore (NUS), and conducted at the National Centre for Infectious Diseases (NCID), revealed that severe acute respiratory syndrome coronavirus (SARS-CoV-2) particles can be aerosolized by an infected person during talking and singing. According to the project leader, this is the first study to quantify and compare SARS-CoV-2 particles in aerosols generated through breathing, talking and singing. The researchers also found that fine aerosols (less than 5 micrometers) generated from these two types of activities contain more viral particles than coarse aerosols (more than 5 micrometers). The researchers concluded that fine respiratory aerosols may play a significant role in SARS-CoV-2 transmission, especially in an indoor environment, and hence, should be taken into consideration when planning infection prevention measures. The researchers also observed that COVID-19 patients who are early in the course of illness are likely to shed detectable levels of SARS-CoV-2 RNA in respiratory aerosols. However, person-to-person variation in virus emission was high and that some patients surprisingly released more virus from talking than singing. The findings of this study demonstrated that exposure to fine-particle aerosols needs to be mitigated, especially in indoor environments where airborne transmission of SARS-CoV-2 is most likely to occur. Reducing exposure to fine respiratory aerosols can be achieved through non-pharmaceutical interventions, such as universal masking, physical distancing, increased room ventilation, more efficient filtration and appropriately applied air-cleaning technologies. In particular, the research team recommended a multi-layered approach of control measures to decrease the risk of airborne SARS-CoV-2 transmission.

Regional Update

- Malaysia reported a record 21,668 new COVID-19 cases on August 12 (Thursday). Infections continued to surge in the Klang Valley, with Selangor reporting highest number of cases among the states with 6,278 new infections, while Kuala Lumpur reported 2,436 new cases. Two states – Kedah and Sabah – also passed the 2,000 mark with 2,143 and 2,052 new infections respectively according to figures released by the Ministry of Health. New cases exceeded the 1,000 mark in three states – Johor with 1,706, Penang with 1,229 and Sarawak with

1,216. There were also 972 new infections in Kelantan, 930 in Perak, 899 in Negeri Sembilan, 629 in Pahang, 594 in Terengganu and 494 in Melaka.

- Vietnam's business hub Ho Chi Minh City announced today (August 13) that it will extend its COVID-19 restrictions until August 31 as new infections and deaths rise further in the epicenter of the country's worst outbreak yet. As of August 13, 2021, Vietnam's Ministry of Health confirmed a total of 246,568 cases of COVID-19. Meanwhile, 89,145 of the affected patients have recovered and have been discharged from hospitals. Vietnam has also recorded 4,813 COVID-19 related deaths. The latest community transmission cases have been reported from Ho Chi Minh City, Dong Nai, Dong Thap, Can Tho, and Da Nang among others.
- In Laos, the Deputy Provincial Governor of Champasack Province has issued a lockdown order across Pakse City from August 14 to August 20. The city of Pakse recorded five cases of community transmission on August 12, prompting the provincial taskforce to order the lockdown. The governor also ordered regular updates on the situation from the district administration office and will consider extending the lockdown if necessary.

Vaccine Update

- Cambodia started offering COVID-19 vaccine booster shots on August 12 (Thursday) in a renewed public health drive after managing to immunize more than half of its population. Cambodia government is offering the AstraZeneca vaccine as a third shot to those who have received the inactivated virus vaccines developed by Sinopharm and Sinovac, with the aim of bolstering immunity against the COVID-19 Delta variant. Priorities for the boosters are medical staff, government employees and frontline workers.
- Philippines has received on Friday (August 13) morning 575,800 vaccine doses of the AstraZeneca COVID-19 vaccine procured by the private sector via a tripartite agreement with the national government. Overall, the Philippines has already received more than 42 million COVID-19 vaccine doses since February of 2021. The National Task Force against COVID-19 said 15,000 doses of the Russian-made vaccine Sputnik V are also expected to arrive in the country today. To date, over 12 million individuals have already been fully vaccinated against COVID-19 in the Philippines.

Travel Advisories (new update/s)

- Philippines: The Philippines announced today (August 13) that the government will extend a ban on travellers from India and nine other countries until the end of August because of concerns posed by the highly contagious Delta variant. The travel ban, which was first imposed on April 27, has been rolled over several times and expanded to include Pakistan, Bangladesh, Sri Lanka, Nepal, the United Arab Emirates, Oman, Thailand, Malaysia and Indonesia.
- Vietnam: Transport authorities rejected the proposal of suspending all flights between Hanoi and Ho Chi Minh City but have reduced the frequency to just one flight on the route per day. However, regular commercial flights between provinces and cities applying social distancing measures were suspended from August 8.

Cases and Deaths as of 13 August 2021

- As of 13 August 2021 (2PM, GMT+8), worldwide, there were **206,367,712** confirmed cases, including **4,349,627** deaths. Globally, Case Fatality Rate (CFR) was **2.1**.

- In **China**, there were **122,070** confirmed cases with **5,665** deaths, including deaths in Hong Kong (212) and Taiwan (817). Confirmed cases in China include confirmed cases in Hong Kong (12,026), Macau (63), and Taiwan (15,820).
- **8,402,534 confirmed cases** of COVID-19 have been reported in the ASEAN region with a total of **180,679 deaths**, with a CFR of **2.2**.

REGION	COUNTRY	FIRST CONFIRMED CASE(S)	LATEST REPORT ON CONFIRMED CASE(S)	TOTAL CONFIRMED CASES	NEW CASES (7-DAY ROLLING AVERAGE)	TOTAL DEATHS	NEW DEATHS (7-DAY ROLLING AVERAGE)	CASE FATALITY RATE	CUMULATIVE CASES/ 100,000	NUMBER OF TESTS LAST 14 DAYS/ 100,000	CUMULATIVE VACCINATED	CUMULATIVE FULLY VACCINATED	FULLY VACCINATED / 100,000
ASEAN REGION	Brunei	10-Mar-20	12-Aug-21	543	103 (29)	3	-	0.6%	125		148,510	41,417	9,470
	Cambodia	27-Jan-20	12-Aug-21	83,839	455 (56)	1,634	20 (18)	1.9%	509	-	8,519,714	6,635,999	39,690
	Indonesia	02-Mar-20	12-Aug-21	3,774,155	24,709 (29,403)	113,664	1,466 (1,613)	3.0%	1,395	612	52,373,483	25,788,857	9,430
	Lao PDR	24-Mar-20	12-Aug-21	9,363	202 (265)	9	1 (0)	0.1%	131	-	1,361,484	1,212,794	16,670
	Malaysia	25-Jan-20	12-Aug-21	1,342,215	21,668 (19,787)	11,691	318 (239)	0.9%	4,201	4,160	16,347,422	9,516,141	29,400
	Myanmar	23-Mar-20	12-Aug-21	344,730	3,430 (3,640)	12,667	215 (240)	3.7%	638	171	1,840,758	1,527,284	2,810
	Philippines	30-Jan-20	12-Aug-21	1,700,363	12,323 (10,364)	29,539	165 (159)	1.7%	1,573	474	14,100,119	12,027,383	10,980
	Singapore	23-Jan-20	12-Aug-21	66,012	59 (72)	43	- (1)	0.1%	1,157	15,576	4,466,037	3,992,931	68,250
	Thailand	13-Jan-20	12-Aug-21	839,771	22,782 (20,924)	6,942	147 (183)	0.8%	1,206	-	17,068,105	4,826,641	6,910
	Vietnam	23-Jan-20	12-Aug-21	241,543	8,606 (8,541)	4,487	342 (309)	1.9%	250	1,154	11,006,121	1,092,700	1,120
				8,402,534	94,337	180,679	2,674	2.2%					

- **197,843,108 confirmed cases** of COVID-19 have been reported in **222 countries/states** (other than China, Hong Kong, Taiwan, Macau, and ASEAN countries):

REGION	COUNTRY	FIRST CONFIRMED CASE(S)	LATEST REPORT ON CONFIRMED CASE(S)	TOTAL CONFIRMED CASES	NEW CASES	TOTAL DEATHS	NEW DEATHS	CASE FATALITY RATE	CUMULATIVE CASES/ 100,000	NUMBER OF TESTS LAST 14 DAYS/ 100,000	CUMULATIVE IMMUNIZED	CUMULATIVE FULLY VACCINATED	FULLY VACCINATED/ 100,000
ASIA PACIFIC	Japan	16 Jan 2020	12-Aug-21	1,090,236	18,888	15,301	24	1.4%	863	690	61,190,128	45,891,443	36,280
	South Korea	20 Jan 2020	12-Aug-21	218,192	1,986	2,138	3	1.0%	422	826	21,813,171	8,226,416	16,050
	Nepal	24 Jan 2020	12-Aug-21	725,769	2,473	10,212	32	1.4%	2,537	251	4,570,553	2,888,360	9,910
	Australia	25 Jan 2020	12-Aug-21	37,754	376	947	2	2.5%	147	8,007	9,361,037	4,852,972	19,030
	Sri Lanka	27 Jan 2020	12-Aug-21	345,118	3,039	5,620	156	1.6%	1,583	817	10,986,524	2,778,714	12,980
	India	30 Jan 2020	11-Aug-21	32,076,976	-	429,702	-	1.3%	2,348	1,401	406,980,329	116,690,690	8,460
	Afghanistan	24 Feb 2020	12-Aug-21	151,770	207	7,000	12	4.6%	399		770,302	219,159	560
	Pakistan	26 Feb 2020	12-Aug-21	1,085,294	4,934	24,187	102	2.2%	501	362	32,607,884	11,497,462	5,210
	New Zealand	28 Feb 2020	12-Aug-21	2,913	9	26	-	0.9%	59	1,695	1,444,895	848,406	17,590
	Bhutan	05 Mar 2020	12-Aug-21	2,553	2	3	1	0.1%	335	-	534,468	475,661	61,650
	Maldives	07 Mar 2020	12-Aug-21	78,815	125	222	-	0.3%	14,844	7,174	332,816	287,599	53,210

	Bangladesh	08 Mar 2020	12-Aug-21	1,396,868	10,126	23,613	215	1.7%	857	283	14,875,182	4,910,618	2,980
	Mongolia	10 Mar 2020	12-Aug-21	178,436	1,443	869	6	0.5%	5,533	-	2,210,968	2,006,887	61,220
	Turkey	10 Mar 2020	12-Aug-21	6,018,485	22,261	52,703	138	0.9%	7,214	-	42,732,950	30,819,342	36,540
	French Polynesia	12 Mar 2020	11-Aug-21	25,919	-	181	-	0.7%	9,280		96,949	77,178	27,470
	Guam	15 Mar 2020	11-Aug-21	8,817	-	143	-	1.6%	5,270		109,574	99,860	60,240
	New Caledonia	17 Mar 2020	31-Jul-21	134	-	-	-	0.0%	47		70,773	63,031	22,080
	Fiji	18 Mar 2020	12-Aug-21	38,812	398	345	5	0.9%	4,361	-	512,282	178,606	19,920
	Papua New Guinea	21 Mar 2020	12-Aug-21	17,807	-	193	1	1.1%	203	-	83,122	17,287	190
	Timor Leste	21 Mar 2020	11-Aug-21	11,870	-	29	-	0.2%	918	815	327,855	115,874	8,790
	Northern Mariana Islands	28 Mar 2020	28-May-21	183	-	2	-	1.1%	320		33,489	30,602	53,800
	North Korea	24 Jul 2020	25-Jul-20	1	-	-	-	0.0%	0				
	Solomon Islands	03 Oct 2020	16-Apr-21	20	-	-	-	0.0%	3		43,466	13,155	1,920
	Wallis et Futuna	17 Oct 2020	06-May-21	445	-	7	-	1.6%	2,777		4,780	4,659	41,430
	Marshall Islands	26 Oct 2020	17-Nov-20	4	-	-	-	0.0%	7		20,560	17,808	30,490
	Vanuatu	11 Nov 2020	21-Apr-21	4	-	1	-	25.0%	1		23,881	114	40
	Samoa	18 Nov 2020	12-Feb-21	3	-	-	-	0.0%	2		71,957	28,653	14,440
	Micronesia	11 Jan 2021	11-Jan-21	1	-	-	-	0.0%	1		36,029	30,976	29,890
	Palau	31 May 2021	14-Jun-21	2	-	-	-	0.0%	11		15,602	13,648	76,220
AMERICAS	USA	21 Jan 2020	12-Aug-21	37,160,029	99,575	635,853	634	1.7%	11,321	2,047	196,077,952	167,105,507	49,970
	Canada	25 Jan 2020	12-Aug-21	1,446,373	1,084	26,691	3	1.8%	3,806	1,618	27,288,715	23,700,094	62,790
	Brazil	26 Feb 2020	11-Aug-21	20,255,401	-	566,213	-	2.8%	9,565	-	114,496,161	47,397,442	22,300
	Mexico	28 Feb 2020	11-Aug-21	3,020,596	-	246,203	-	8.2%	2,368	215	51,914,599	28,011,649	21,730
	Saint Martin	01 Mar 2020	06-Aug-21	2,713	-	39	-	1.4%	7,139				
	Ecuador	01 Mar 2020	11-Aug-21	493,148	-	31,837	-	6.5%	2,838	158	9,929,240	3,422,242	19,400
	Dominican Republic	01 Mar 2020	12-Aug-21	345,325	207	3,975	-	1.2%	3,216	406	5,645,781	4,417,043	40,720
	Chile	03 Mar 2020	12-Aug-21	1,626,594	1,138	36,243	86	2.2%	8,583	3,281	14,056,388	12,737,914	66,630

Argentina	03 Mar 2020	11-Aug-21	5,052,884	-	108,388	-	2.1%	11,244	517	26,293,313	8,954,463	19,810
Peru	05 Mar 2020	11-Aug-21	2,128,516	-	197,146	-	9.3%	6,547	14	8,879,464	6,290,463	19,080
Costa Rica	06 Mar 2020	11-Aug-21	424,472	-	5,185	-	1.2%	8,409	1,038	2,780,658	862,851	16,940
Colombia	06 Mar 2020	11-Aug-21	4,852,323	-	122,953	-	2.5%	9,639	1,364	19,913,442	13,313,500	26,160
French Guiana	06 Mar 2020	11-Aug-21	31,439	-	196	-	0.6%	16,081				
Martinique	06 Mar 2020	10-Aug-21	27,255	-	166	-	0.6%	6,296				
Paraguay	07 Mar 2020	11-Aug-21	456,064	-	15,363	-	3.4%	6,474	299	1,837,008	286,989	4,020
Panama	10 Mar 2020	11-Aug-21	444,695	-	6,924	-	1.6%	10,472	1,440	2,412,000	775,124	17,960
Bolivia	10 Mar 2020	11-Aug-21	480,229	-	18,109	-	3.8%	4,171	348	2,957,194	1,921,905	16,460
Honduras	11 Mar 2020	11-Aug-21	312,192	-	8,310	-	2.7%	3,203		2,193,052	532,819	5,380
Cuba	11 Mar 2020	12-Aug-21	491,904	8,194	3,757	73	0.8%	4,340	-	4,692,604	2,847,661	25,140
Guyana	11 Mar 2020	11-Aug-21	23,156	-	567	-	2.4%	2,958		271,122	144,965	18,430
Jamaica	12 Mar 2020	12-Aug-21	56,165	375	1,268	14	2.3%	1,905	647	238,475	132,465	4,470
St Vincent and the Grenadines	12 Mar 2020	11-Aug-21	2,307	-	12	-	0.5%	2,086		15,779	10,017	9,030
Saint Lucia	13 Mar 2020	11-Aug-21	5,982	-	94	-	1.6%	3,273		33,120	25,931	14,120
Trinidad and Tobago	13 Mar 2020	12-Aug-21	41,207	318	1,159	8	2.8%	2,954	526	432,806	255,138	18,230
Venezuela	13 Mar 2020	11-Aug-21	315,498	-	3,748	-	1.2%	1,106		2,900,000	1,100,000	3,870
Guatemala	13 Mar 2020	12-Aug-21	403,348	4,358	10,960	62	2.7%	2,429	570	2,462,592	404,698	2,260
Uruguay	13 Mar 2020	11-Aug-21	382,873	-	5,991	-	1.6%	11,060	3,189	2,600,895	2,354,538	67,780
Curacao	13 Mar 2020	12-Aug-21	14,396	63	132	-	0.9%	9,138		94,027	84,083	51,240
Puerto Rico	13 Mar 2020	11-Aug-21	153,405	-	2,626	-	1.7%	4,803		2,234,537	1,943,455	60,850
Suriname	13 Mar 2020	11-Aug-21	26,222	-	671	-	2.6%	4,510		191,342	75,327	12,840
Antigua and Barbuda	13 Mar 2020	11-Aug-21	1,372	-	43	-	3.1%	1,413	-	38,605	31,414	32,080
Guadeloupe	13 Mar 2020	05-Aug-21	23,821	-	247	-	1.0%	5,377				
Cayman Islands	13 Mar 2020	11-Aug-21	649	-	2	-	0.3%	999		50,607	48,458	73,730
Aruba	14 Mar 2020	12-Aug-21	12,929	138	115	2	0.9%	12,161		73,738	67,163	62,910
Bahamas	15 Mar 2020	12-Aug-21	16,141	226	311	3	1.9%	4,144		62,863	47,580	12,100
US Virgin Islands	16 Mar 2020	11-Aug-21	5,093	-	41	-	0.8%	4,776		47,738	38,663	36,930
Sint Maarten	17 Mar 2020	12-Aug-21	3,088	43	38	-	1.2%	7,581		24,599	22,017	51,340

Montserrat	17 Mar 2020	07-Aug-21	22	-	1	-	4.5%	236		1,460	1,368	27,370	
Barbados	17 Mar 2020	11-Aug-21	4,496	-	48	-	1.1%	1,566		100,573	80,752	28,100	
El Salvador	18 Mar 2020	11-Aug-21	90,129	-	2,759	-	3.1%	1,397	-	3,133,669	1,817,323	28,020	
Nicaragua	18 Mar 2020	10-Aug-21	10,251	-	197	-	1.9%	157		580,179	339,096	5,120	
Bermuda	18 Mar 2020	10-Aug-21	2,645	-	33	-	1.2%	4,138		41,917	41,059	65,930	
Haiti	19 Mar 2020	11-Aug-21	20,507	-	576	-	2.8%	182		15,454	341	-	
Dominica	22 Mar 2020	09-Aug-21	412	-	-	-	0.0%	574		20,892	19,661	27,310	
Grenada	22 Mar 2020	09-Aug-21	180	-	1	-	0.6%	161		21,859	17,013	15,120	
Belize	23 Mar 2020	11-Aug-21	14,672	-	344	-	2.3%	3,759	409	143,022	57,498	14,460	
Turks and Caicos Islands	23 Mar 2020	11-Aug-21	2,546	-	19	-	0.7%	6,666		24,567	22,696	58,620	
Saint Kitts and Nevis	24 Mar 2020	11-Aug-21	630	-	3	-	0.5%	1,193	2,533	23,966	20,000	37,600	
British Virgin Islands	25 Mar 2020	08-Aug-21	2,532	-	37	-	1.5%	8,432		16,590	11,438	37,830	
Anguilla	26 Mar 2020	19-Jul-21	113	-	-	-	0.0%	853		9,492	8,965	59,760	
Caribbean Netherlands	01 Apr 2020	11-Aug-21	1,737	-	17	-	1.0%	9,644		5,726	1,665	6,350	
Falkland Islands	03 Apr 2020	04-Aug-21	66	-	-	-	0.0%	2,502		2,632	1,775	50,960	
Saint Pierre and Miquelon	05 Apr 2020	10-Aug-21	30	-	-	-	0.0%	428					
Saint Barthelemy	25 Jul 2020	06-Aug-21	1,336	-	2	-	0.1%	15,811					
EUROPE	France	24 Jan 2020	12-Aug-21	6,398,983	28,554	112,487	77	1.8%	9,542		45,234,134	34,437,149	50,970
	Germany	27 Jan 2020	12-Aug-21	3,829,437	5,508	92,348	16	2.4%	4,606	683	52,240,943	46,653,588	55,680
	Finland	29 Jan 2020	12-Aug-21	115,305	1,024	995	11	0.9%	2,089	2,188	3,798,258	2,251,795	40,640
	Italy	30 Jan 2020	12-Aug-21	4,420,429	7,267	128,334	30	2.9%	7,331	3,725	40,219,402	34,087,414	56,380
	Russian Federation	31 Jan 2020	12-Aug-21	6,534,791	21,932	168,049	808	2.6%	4,526	3,445	39,355,337	28,654,757	19,640
	Spain	31 Jan 2020	12-Aug-21	4,677,883	17,410	82,407	87	1.8%	9,937	-	33,871,458	28,993,301	62,010
	Sweden	31 Jan 2020	12-Aug-21	1,109,112	1,055	14,657	-	1.3%	10,783		6,584,455	4,641,169	45,960
	United Kingdom of Great Britain	31 Jan 2020	12-Aug-21	6,179,506	32,706	130,701	94	2.1%	9,246	11,019	47,129,400	39,839,709	58,690
	Belgium	05 Feb 2020	12-Aug-21	1,145,736	2,609	25,282	3	2.2%	9,977	4,503	8,248,951	7,511,821	64,820
	Switzerland	25 Feb 2020	12-Aug-21	733,275	2,127	10,918	-	1.5%	8,551	2,113	4,755,451	4,268,398	49,320

Austria	25 Feb 2020	12-Aug-21	665,885	850	10,753	1	1.6%	7,501	40,082	5,371,954	4,926,407	54,700
Croatia	25 Feb 2020	12-Aug-21	366,049	333	8,278	3	2.3%	8,999	2,762	1,671,367	1,534,745	37,380
Norway	26 Feb 2020	12-Aug-21	142,895	574	807	-	0.6%	2,672	2,452	3,741,607	2,091,723	38,580
Romania	26 Feb 2020	12-Aug-21	1,086,109	371	34,334	3	3.2%	5,611	705	5,091,535	4,958,156	25,770
Estonia	26 Feb 2020	12-Aug-21	136,228	372	1,279	-	0.9%	10,269	3,382	679,225	510,874	38,510
Georgia	26 Feb 2020	12-Aug-21	466,326	5,128	6,279	49	1.3%	12,534	8,252	497,752	218,167	5,470
North Macedonia	26 Feb 2020	12-Aug-21	159,908	639	5,527	6	3.5%	7,675	1,059	543,597	439,048	21,070
Greece	26 Feb 2020	12-Aug-21	528,474	3,603	13,126	20	2.5%	4,931	6,022	5,815,086	5,441,745	52,210
Denmark	27 Feb 2020	12-Aug-21	327,972	1,085	2,555	1	0.8%	5,637	9,741	4,313,191	3,651,972	63,050
San Marino	27 Feb 2020	09-Aug-21	5,194	-	90	-	1.7%	15,340		23,644	23,644	69,670
Lithuania	27 Feb 2020	12-Aug-21	288,173	604	4,438	3	1.5%	10,340	3,443	1,525,539	1,333,620	48,990
Netherlands	27 Feb 2020	12-Aug-21	1,894,667	2,563	17,894	7	0.9%	10,931	1,316	11,859,910	9,991,004	58,310
Azerbaijan	27 Feb 2020	12-Aug-21	359,732	2,674	5,109	14	1.4%	3,589	1,527	3,243,487	2,299,824	22,680
Belarus	28 Feb 2020	12-Aug-21	457,422	1,175	3,572	10	0.8%	4,832	1,950	1,445,967	1,095,778	11,600
Iceland	28 Feb 2020	12-Aug-21	9,246	120	30	-	0.3%	2,559	9,341	275,173	255,322	74,820
Ireland	28 Feb 2020	12-Aug-21	318,937	1,733	5,059	-	1.6%	6,454	-	3,458,335	3,004,099	60,840
Monaco	29 Feb 2020	12-Aug-21	3,040	5	33	-	1.1%	7,802		24,454	19,606	49,960
Czech Republic	01 Mar 2020	12-Aug-21	1,675,675	225	30,372	1	1.8%	15,705		5,782,378	5,213,822	48,690
Luxembourg	01 Mar 2020	12-Aug-21	74,545	47	827	-	1.1%	12,025	8,626	397,995	340,062	54,330
Armenia	01 Mar 2020	12-Aug-21	233,400	399	4,669	5	2.0%	7,891	1,498	132,529	62,373	2,100
Latvia	02 Mar 2020	12-Aug-21	139,814	107	2,561	-	1.8%	7,309	4,786	802,601	712,336	37,770
Portugal	02 Mar 2020	12-Aug-21	995,949	2,708	17,525	11	1.8%	9,698	5,414	7,443,601	6,478,085	63,530
Andorra	02 Mar 2020	12-Aug-21	14,908	17	129	-	0.9%	19,325	2,503	48,445	33,904	43,880
Liechtenstein	03 Mar 2020	12-Aug-21	3,127	8	59	-	1.9%	8,225	3,119	20,857	19,823	51,980
Ukraine	03 Mar 2020	12-Aug-21	2,262,601	1,247	53,173	24	2.4%	5,098	581	4,427,896	2,580,552	5,900
Slovenia	04 Mar 2020	12-Aug-21	260,867	248	4,433	-	1.7%	12,494	704	946,819	840,023	40,410
Hungary	04 Mar 2020	12-Aug-21	810,212	86	30,037	-	3.7%	8,293	729	5,663,658	5,497,940	56,910
Poland	04 Mar 2020	12-Aug-21	2,884,780	223	75,291	2	2.6%	7,597	694	18,714,190	18,003,250	47,570
Faroe Islands	04 Mar 2020	03-Aug-21	987	-	2	-	0.2%	2,028		35,793	32,602	66,720
Bosnia and Herzegovina	05 Mar 2020	12-Aug-21	206,835	180	9,698	4	4.7%	6,266	533	536,499	338,624	10,320
Gibraltar	05 Mar 2020	12-Aug-21	5,187	16	95	-	1.8%	15,391		39,366	39,162	116,240

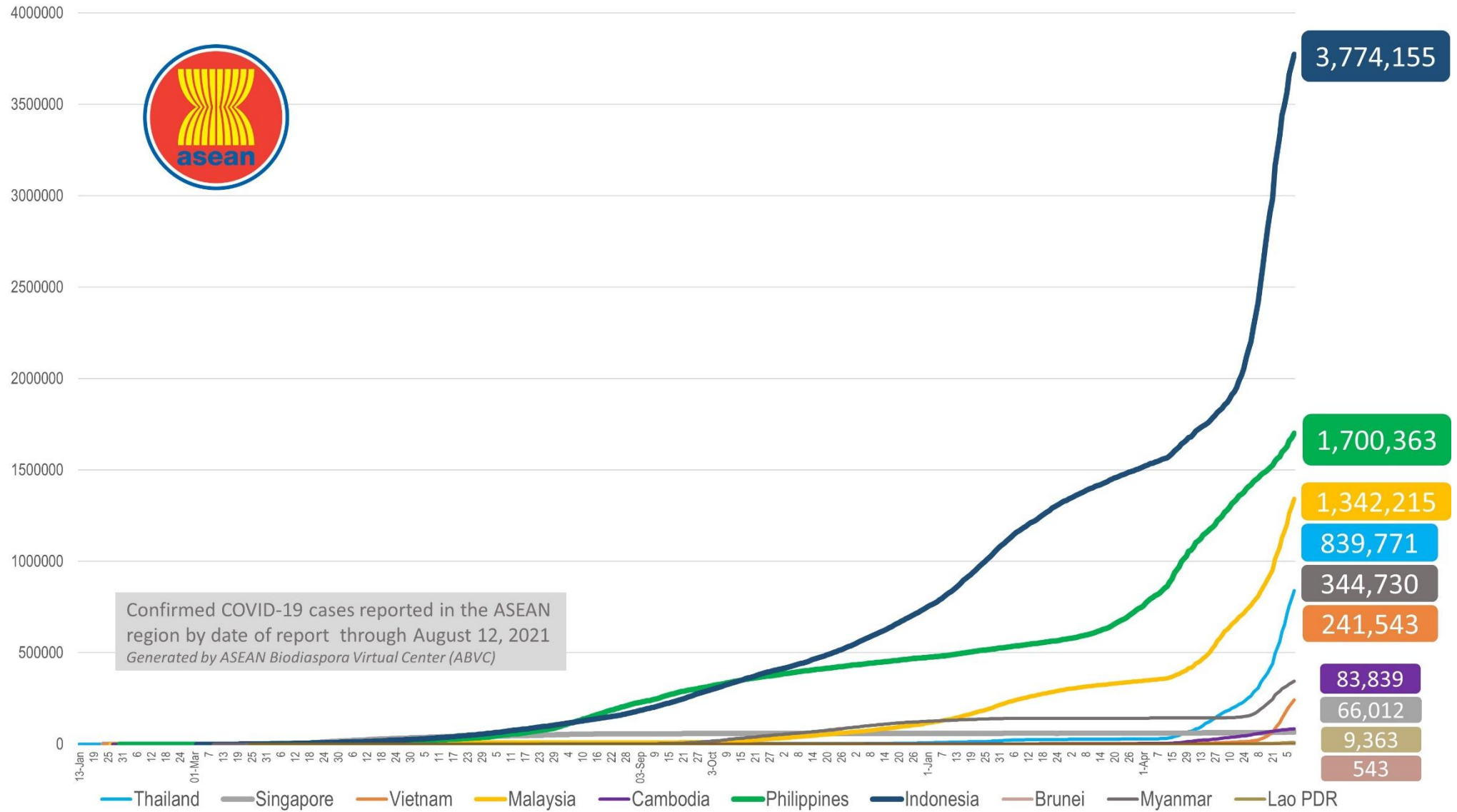
	Slovakia	06 Mar 2020	12-Aug-21	393,302	74	12,544	-	3.2%	7,211	2,418	2,305,536	2,071,152	37,940
	Serbia	06 Mar 2020	12-Aug-21	729,150	983	7,152	1	1.0%	10,499	1,479	2,866,367	2,742,964	40,310
	Vatican City	06 Mar 2020	17-Oct-20	27	-	-	-	0.0%	2,932				
	Malta	07 Mar 2020	12-Aug-21	35,091	51	429	-	1.2%	6,981	4,591	406,414	401,390	90,910
	Moldova	07 Mar 2020	12-Aug-21	261,524	268	6,298	3	2.4%	9,840	2,808	566,461	545,219	13,520
	Bulgaria	08 Mar 2020	12-Aug-21	431,292	882	18,321	15	4.2%	6,183	3,333	1,070,631	1,056,193	15,200
	Albania	09 Mar 2020	12-Aug-21	134,761	274	2,460	-	1.8%	4,722	-	720,232	560,007	19,460
	Cyprus	09 Mar 2020	12-Aug-21	107,887	402	454	2	0.4%	9,001	42,183	552,214	484,450	54,550
	Channel Islands	09 Mar 2020	12-Aug-21	1,047	15	18	-	1.7%	1,605		32,969	13,618	20,310
	Jersey	10 Mar 2020	12-Aug-21	8,768	42	74	1	0.8%	9,655		74,710	69,416	68,680
	Kazakhstan	13 Mar 2020	12-Aug-21	664,524	7,747	7,208	105	1.1%	3,589	-	5,879,016	4,505,662	24,000
	Kosovo	13 Mar 2020	12-Aug-21	111,601	888	2,264	1	2.0%	6,220				
	Uzbekistan	15 Mar 2020	12-Aug-21	140,210	925	956	8	0.7%	418		7,043,000	1,257,000	3,760
	Greenland	16 Mar 2020	12-Aug-21	221	20	-	-	0.0%	393		37,401	28,884	50,880
	Montenegro	17 Mar 2020	12-Aug-21	105,002	389	1,640	1	1.6%	16,878		191,020	160,182	25,500
	Kyrgyzstan	18 Mar 2020	12-Aug-21	170,770	417	2,426	6	1.4%	2,645		571,497	233,841	3,580
	Isle of Man	19 Mar 2020	11-Aug-21	5,717	-	36	-	0.6%	6,759		65,030	60,563	71,220
	Tajikistan	30 Apr 2020	12-Aug-21	15,862	70	123	-	0.8%	170		1,541,475	130,000	1,360
MIDDLE EAST	UAE	29 Jan 2020	12-Aug-21	698,166	1,260	1,992	4	0.3%	7,146	28,681	8,040,860	7,180,399	72,600
	Iran	19 Feb 2020	12-Aug-21	4,320,266	39,049	96,215	568	2.2%	5,211	955	13,061,640	3,152,074	3,750
	Israel	21 Feb 2020	12-Aug-21	923,531	5,294	6,602	15	0.7%	10,201	13,051	5,827,741	5,406,229	62,460
	Lebanon	21 Feb 2020	11-Aug-21	576,550	-	7,958	-	1.4%	8,410	-	1,207,245	958,392	14,040
	Kuwait	24 Feb 2020	12-Aug-21	405,442	555	2,380	2	0.6%	9,637	2,208	1,452,148	923,307	21,620
	Oman	24 Feb 2020	12-Aug-21	299,642	224	3,974	6	1.3%	6,023		2,008,140	648,518	12,700
	Bahrain	24 Feb 2020	12-Aug-21	270,590	139	1,384	-	0.5%	16,488	13,506	1,122,139	1,067,589	62,740
	Iraq	24 Feb 2020	12-Aug-21	1,751,176	10,243	19,466	64	1.1%	4,455	909	826,007	494,900	1,230
	Qatar	29 Feb 2020	12-Aug-21	228,543	197	601	-	0.3%	8,070	2,136	2,185,670	1,852,885	64,310
	Saudi Arabia	02 Mar 2020	12-Aug-21	536,693	766	8,378	12	1.6%	1,566	2,915	20,460,951	10,440,947	29,990
	Jordan	02 Mar 2020	12-Aug-21	780,542	1,012	10,173	15	1.3%	7,727	1,916	3,221,151	2,463,327	24,140
	Palestine	05 Mar 2020	12-Aug-21	348,234	486	3,889	3	1.1%	7,432		619,360	426,079	8,350
	Syria	22 Mar 2020	12-Aug-21	26,205	40	1,930	3	7.4%	154		121,909	9,312	50
	Yemen	10 Apr 2020	12-Aug-21	7,233	20	1,395	3	19.3%	25		298,161	13,322	40
AFRICA	Egypt	14 Feb 2020	11-Aug-21	284,966	-	16,597	-	5.8%	284		3,883,927	1,866,622	1,820
	Algeria	25 Feb 2020	12-Aug-21	185,042	851	4,695	41	2.5%	430		3,421,279	724,812	1,650
	Nigeria	28 Feb 2020	11-Aug-21	179,908	-	2,195	-	1.2%	90	74	2,550,390	1,416,623	690

Tunisia	02 Mar 2020	12-Aug-21	618,124	1,360	21,310	90	3.4%	5,285	1,728	2,147,121	1,404,936	11,890
Morocco	02 Mar 2020	12-Aug-21	731,084	10,828	10,711	104	1.5%	2,005	716	15,717,132	11,235,814	30,440
Senegal	02 Mar 2020	12-Aug-21	69,576	656	1,554	9	2.2%	427	239	1,035,558	324,537	1,940
South Africa	05 Mar 2020	12-Aug-21	2,568,511	14,271	76,247	473	3.0%	4,386	95	6,995,459	3,719,508	6,270
Cameroon	06 Mar 2020	11-Aug-21	82,454	-	1,338	-	1.6%	319		306,462	61,818	230
Togo	06 Mar 2020	11-Aug-21	17,239	-	162	-	0.9%	213	126	321,139	153,637	1,860
Burkina Faso	09 Mar 2020	12-Aug-21	13,635	3	170	-	1.2%	67		38,405		
Democratic Republic of Congo	10 Mar 2020	11-Aug-21	52,432	-	1,050	-	2.0%	60		81,984	4,260	-
Ivory Coast	11 Mar 2020	12-Aug-21	51,926	194	354	7	0.7%	202	73	1,165,391		
Reunion	11 Mar 2020	11-Aug-21	43,835	-	298	-	0.7%	5,642				
Ghana	13 Mar 2020	08-Aug-21	109,428	-	899	-	0.8%	360	-	865,422	405,971	1,310
Guinea	13 Mar 2020	11-Aug-21	27,311	-	266	-	1.0%	214		590,168	342,847	2,610
Gabon	13 Mar 2020	12-Aug-21	25,529	-	165	-	0.6%	1,175	2,186	65,709	45,837	2,060
Sudan	13 Mar 2020	16-Jul-21	37,138	-	2,776	-	7.5%	87		641,154	182,727	420
Kenya	13 Mar 2020	12-Aug-21	217,276	1,546	4,273	32	2.0%	413	-	1,131,631	710,711	1,320
Ethiopia	13 Mar 2020	12-Aug-21	287,184	898	4,452	2	1.6%	256	61	2,291,339		
Central African Republic	14 Mar 2020	09-Aug-21	11,195	-	98	-	0.9%	236		85,381	9,901	200
Seychelles	14 Mar 2020	10-Aug-21	18,714	-	98	-	0.5%	19,169		72,882	68,553	69,710
Rwanda	14 Mar 2020	12-Aug-21	78,303	449	930	10	1.2%	620	1,101	450,856	403,338	3,110
Namibia	14 Mar 2020	12-Aug-21	121,817	214	3,244	18	2.7%	4,883	473	177,470	57,587	2,270
Swaziland	14 Mar 2020	12-Aug-21	34,585	1,020	905	9	2.6%	3,012		80,129	69,069	5,950
Mauritania	14 Mar 2020	11-Aug-21	29,004	-	620	-	2.1%	641	-	215,782	20,796	450
Mayotte	14 Mar 2020	09-Aug-21	19,546	-	175	-	0.9%	12,290				
Equatorial Guinea	15 Mar 2020	08-Aug-21	8,951	-	123	-	1.4%	660	787	182,152	132,137	9,420
Republic of Congo	15 Mar 2020	12-Aug-21	13,356	-	179	-	1.3%	248		132,671	66,027	1,200
Benin	16 Mar 2020	10-Aug-21	9,065	-	113	-	1.2%	77	-	48,918	21,405	180
Liberia	16 Mar 2020	02-Aug-21	5,459	-	148	-	2.7%	111		86,288	9,135	180
Tanzania	16 Mar 2020	10-Aug-21	1,367	-	50	-	3.7%	2		105,745	105,745	180
Somalia	16 Mar 2020	11-Aug-21	16,103	-	864	-	5.4%	104		186,595	87,135	550
Gambia	17 Mar 2020	11-Aug-21	8,920	-	251	-	2.8%	380	-	31,254	12,303	510
Zambia	17 Mar 2020	12-Aug-21	201,770	428	3,512	3	1.7%	1,130	386	305,427	205,990	1,120
Mauritius	18 Mar 2020	12-Aug-21	5,349	130	21	-	0.4%	423		720,910	576,180	45,310
Djibouti	18 Mar 2020	12-Aug-21	11,672	3	156	-	1.3%	1,199		31,528	18,981	1,920
Niger	19 Mar 2020	12-Aug-21	5,716	5	196	-	3.4%	25		393,293	32,190	130
Chad	19 Mar 2020	10-Aug-21	4,981	-	174	-	3.5%	31		26,511	9,662	60
Zimbabwe	20 Mar 2020	11-Aug-21	117,954	-	3,991	-	3.4%	805	312	1,932,929	1,084,412	7,300

Cape Verde	20 Mar 2020	12-Aug-21	34,235	64	298	-	0.9%	6,225		178,956	25,824	4,640
Madagascar	20 Mar 2020	12-Aug-21	42,795	4	950	1	2.2%	159	5	197,001		
Uganda	21 Mar 2020	10-Aug-21	96,224	-	2,832	-	2.9%	217	39	1,155,265	4,129	10
Eritrea	21 Mar 2020	12-Aug-21	6,597	4	36	-	0.5%	186				
Angola	21 Mar 2020	12-Aug-21	44,174	176	1,070	7	2.4%	139		972,978	722,610	2,200
Mozambique	22 Mar 2020	12-Aug-21	136,566	1,038	1,671	16	1.2%	450	123	907,839	478,487	1,530
Libya	24 Mar 2020	12-Aug-21	276,739	2,286	3,835	24	1.4%	4,083		712,033		
Guinea-Bissau	25 Mar 2020	11-Aug-21	4,901	-	83	-	1.7%	255		28,097	2,374	120
Mali	25 Mar 2020	12-Aug-21	14,669	7	534	-	3.6%	75		173,242	86,477	430
Botswana	30 Mar 2020	09-Aug-21	130,771	-	1,832	-	1.4%	5,677		243,894	132,466	5,630
Sierra Leone	31 Mar 2020	12-Aug-21	6,332	8	121	-	1.9%	81		82,145	15,170	190
Burundi	31 Mar 2020	12-Aug-21	9,408	233	38	-	0.4%	82				
Malawi	02 Apr 2020	12-Aug-21	57,273	321	1,919	24	3.4%	307	-	474,251	169,632	890
South Sudan	05 Apr 2020	12-Aug-21	11,143	2	120	-	1.1%	101	-	52,226	4,763	40
Sao Tome and Principe	06 Apr 2020	12-Aug-21	2,480	2	37	-	1.5%	1,153		32,107	11,871	5,420
Comoros	30 Apr 2020	12-Aug-21	4,035	-	147	-	3.6%	474		121,092	67,783	7,790
Lesotho	13May 2020	12-Aug-21	13,862	-	391	-	2.8%	652		36,637	36,311	1,690
			197,843,108	439,251	4,163,283	4,580	2.1%					

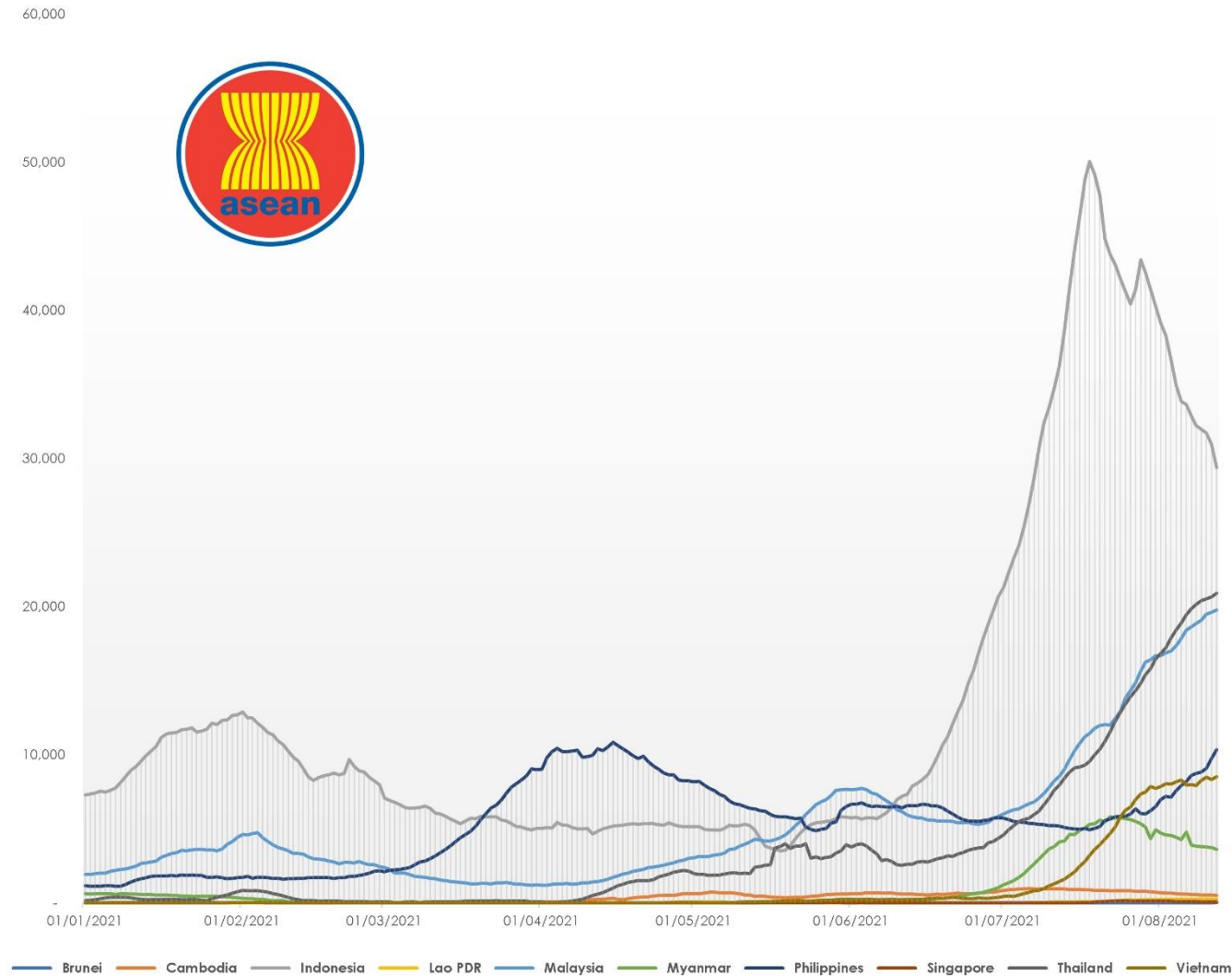
COVID-19 Epi curve among ASEAN Countries

as of 12 August 2021



7-Day Rolling Average of COVID-19 new cases

as of 12 August 2021

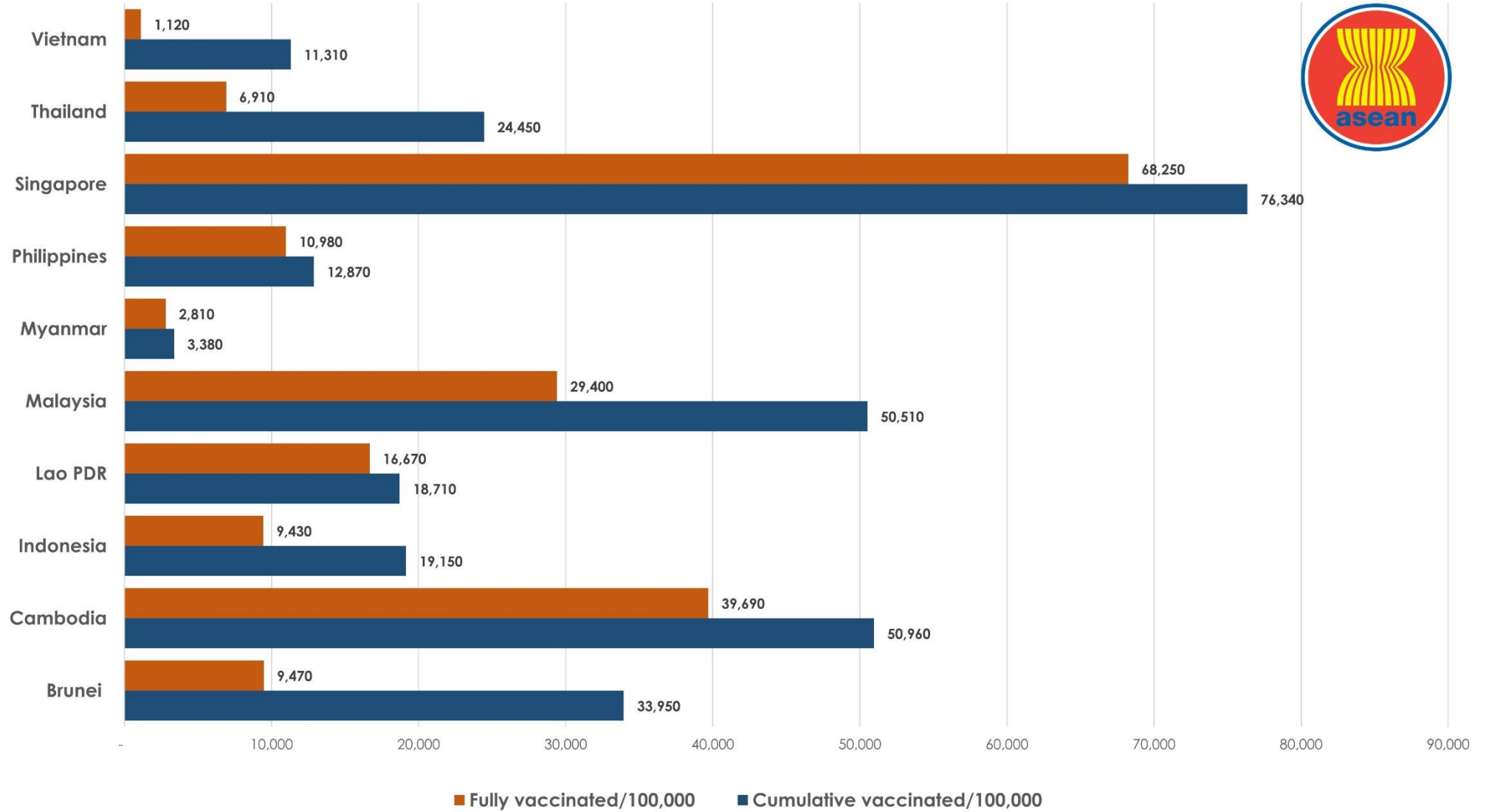


ASEAN Country	New Cases Rate of Change 7-Day Window*	P-value
Brunei	4.332	0.007
Cambodia	-13.551	0
Indonesia	-605.444	0.001
Lao PDR	0.306	0.675
Malaysia	236.082	0
Myanmar	-136.102	0.047
Philippines	322.173	0.001
Singapore	-5.77	0
Thailand	223.388	0
Vietnam	108.077	0.006

*Beta coefficient of linear line of best fit; equal to the rate of change in the 7-day rolling average of new cases over the past 7 days (as of August 12, 2021)

COVID-19 Vaccination Status

as of 12 August 2021



Re-opening Tracker

as of 10 August 2021

ASEAN MEMBER STATE	REQUIREMENT					
	At least 80% of the high-risk population has been vaccinated with at least one dose of a COVID-19 vaccine.		At least 65% of the total population has a level of immunity to COVID-19; either recovered from COVID-19 or have been vaccinated with at least one dose of a COVID-19 vaccine.		Case levels are generally low (a 7-day rolling average number of daily new cases that is <10 cases per 100,000, with each day's past-14-day test positivity is consistently <5%).	
	% of High risk population with one dose	Projected Completion Date	% of Total population with one dose	Projected Completion Date	Daily cases/100,000	Test positivity last 14 days
Brunei	72.4	Oct 2021	33.7		3.330	
Cambodia	>80.0	Jun 2021	53.5		3.249	
Indonesia	77.7	Oct 2021	20.9	> 12 mos	11.449	24.3
Lao PDR	65.6	Nov 2021	20.2	Apr 2022	3.698	
Malaysia	>80.0	Jul 2021-	51.5	Sep 2021	61.452	12.0
Myanmar	13.6	-	3.8	-	6.921	35.0
Philippines	53.8	Nov 2021	14.3		9.014	15.4
Singapore	>80.0	May 2021	77.9	Jul 2021	1.360	0.2
Thailand	67.6	Oct 2021	24.6	Jan 2022	29.670	
Vietnam	36.4		9.9	Jan 2022	8.660	6.8



Report generated by
ASEAN Biodiaspora Virtual Center (ABVC)
 in collaboration with **Bluedot Inc.**
 Email: support@biodiaspora.org

