

# COVID-19 Situational Report in the ASEAN Region

ASEAN BioDiaspora Virtual Center (ABVC)

as of November 12, 2021



# COVID-19: Highlights and Situation Overview

## Global Update

- Worldwide, there have been over 252 million cases and over 5 million deaths attributed to COVID-19.

## Regional Update

- Malaysia's COVID-19 infectivity rate has increased to 1.0, one month after reopening state borders and allowing travel within the country. Health Ministry director-general said on November 12 (Friday) that there were concerns that the number of cases would rise again as the country's R-naught (R0) value, or the or number of new infections generated by each case, recorded a figure of 1.0 on November 11 (Thursday). The country had last recorded an infectivity rate of at least 1.0 on August 31 this year. The R0 for Malaysia had been trending downward since then and was 0.86 at its lowest, but has been going up since the end of October. He added that the infectivity rate was back to 1.0 and that the Ministry of Health is monitoring hospital admissions and other leading indicators. Likewise, he said that the country retains public health action strategies with adherence to standard operating procedures (SOPs) as well as further enhancing vaccination coverage for those who have not yet been vaccinated as well as giving booster doses to vulnerable groups.
- Singapore reported that its COVID-19 weekly infection growth rate has decreased slightly to 0.87 from 0.88 on November 10 (Wednesday), adding that the infection growth rate has been below one for nine days in a row to date. The new COVID-19 infections on November 11 were comprised of 2,243 cases in the community, 136 in migrant worker dormitories and 17 imported cases. One new case was reported on Thursday in a cluster linked to St John's – St Margaret's Nursing Home in Dover, bringing its total to 17 cases. Of these, three are staff and the rest are residents. Other clusters under close monitoring are those linked to NTUC Health Senior Day Care (Taman Jurong), Acacia Home in Sembawang, Jenaris Home @ Pelangi Village and MWS Nursing Home in Yew Tee. These clusters each reported one to three new cases. Ministry of Health said that there are currently 270 patients who require oxygen supplementation in general hospital wards, 59 who are unstable and are being closely monitored in the intensive care unit (ICU), and 70 who are critically ill and intubated in the ICU. Likewise, the overall ICU utilization rate on Thursday was at 68.9%, down from 71% on Wednesday.
- Vietnam COVID-19 cases has surpassed the 1-million mark with 8,162 new cases on November 11 (Thursday), bringing the total number of COVID-19 cases to 1,000,897. The Ministry of Health reported that 845,948 of the COVID-19 patients have recovered and been discharged from hospitals. The latest community transmission cases have been reported from Ho Chi Minh City, Dong Nai, Tay Ninh, Binh Duong, and An Giang among others. Several provinces with lower vaccination rates such as Lao Cai, Phu Tho, Bac Giang, and Ha Tinh have imposed a number of social distancing measures including a ban on in-person dining, while Binh Thuan and Soc Trang have re-established pandemic prevention checkpoints.

## Vaccine Update

- Malaysia's Ministry of Health (MOH) has reported that 95.1% of the adult population, or 22,258,551 individuals have completed the vaccination and 22,843,780 individuals have received at least one dose of the vaccine. In addition, a total of 2,472,098 individuals or 78.5% of adolescents aged between 12 and 17, have completed their covid-19 vaccination as of November 11. Overall, a total of 24,730,649 individuals, or 75.7% of the population in Malaysia have completed the COVID-19 vaccination. On the daily vaccination rate, a total of 143,662 doses of the vaccine were dispensed on November 11 (Thursday), of which 42,888 doses were for the second dose

recipients, 8,449 doses as first dose and 92,325 doses as booster dose, bringing the total number of doses administered under the National COVID-19 Immunization Programme (NIP) to 50,946,620, including 825,497 booster doses. On another note, MOH announced that the administration of Pfizer BioNTech COVID-19 vaccine to children under the age of 12 will begin in 2022. MOH said that currently, only the Pfizer-BioNTech Covid-19 vaccine is available for use in children below 12 and it is awaiting regulatory approval from the European Union and the United States. Pfizer is also expected to submit data related to the vaccine registration for use in children below 12 by the end of this year to the NPRA (National Pharmaceutical Regulatory Agency) for evaluation and approval.

- Singapore government said that the validity period during which Singapore residents will be considered "fully vaccinated" after their last COVID-19 jab will be reviewed as more data becomes available. Under the current regulations, a person's vaccination status expires one year and 14 days after their second dose of the COVID-19 vaccine. The country's Ministry of Health (MOH) added that as more data becomes available, including on the increase in protection provided by booster doses, the Expert Committee on COVID-19 Vaccination will study the evidence and make its recommendations. The ministry will then review the stipulated time frame. As of November 11 (Thursday), 85% of the country's population have received two doses of COVID-19 vaccines while 86% have received at least one dose, and 19% have had boosters.

#### Travel Advisories (new update/s)

- Malaysia: Malaysia's government advisory council said on November 11 (Thursday) that the country will reopen its borders to international visitors by January 1 of 2022 at the latest. He added that control measures such as COVID-19 tests will remain in place, with authorities to determine the entry based on the COVID-19 situation of the originating countries and other factors. The decision however was still being detailed by health and security agencies. Malaysia this week announced it would launch a vaccinated travel lane with neighboring Singapore starting November 29, allowing quarantine-free travel for vaccinated travellers between both countries. It has also agreed with Indonesia to introduce a similar travel corridor on a gradual basis.

#### Cases and Deaths as of 12 November 2021

- As of 12 November 2021 (2PM, GMT+8), worldwide, there were **252,997,690** confirmed cases, including **5,100,869** deaths. Globally, Case Fatality Rate (CFR) was **2.0**.
- In **China**, there were **126,927** confirmed cases with **5,697** deaths, including deaths in Hong Kong (213) and Taiwan (848). Confirmed cases in China include confirmed cases in Hong Kong (12,378), Macau (77), and Taiwan (16,465). CFR was **4.5**.
- **13,510,492 confirmed cases** of COVID-19 have been reported in the ASEAN region with a total of **283,201 deaths**, with a CFR of **2.1**.

REGION	COUNTRY	FIRST CONFIRMED CASE(S)	LATEST REPORT ON CONFIRMED CASE(S)	TOTAL CONFIRMED CASES	NEW CASES (7-DAY ROLLING AVERAGE)	TOTAL DEATHS	NEW DEATHS (7-DAY ROLLING AVERAGE)	CASE FATALITY RATE	CUMULATIVE CASES/ 100,000	NUMBER OF TESTS LAST 14 DAYS/ 100,000	CUMULATIVE VACCINATED	CUMULATIVE FULLY VACCINATED	FULLY VACCINATED / 100
ASEAN REGION	Brunei	10-Mar-20	11-Nov-21	14,058	96 (73)	95	2 (1)	0.7%	3,245		361,215	287,951	65.2
	Cambodia	27-Jan-20	11-Nov-21	119,358	66 (70)	2,850	5 (5)	2.4%	724	-	13,999,741	13,170,169	77.7
	Indonesia	02-Mar-20	11-Nov-21	4,249,758	435 (422)	143,608	16 (15)	3.4%	1,570	-	127,335,266	80,954,139	29.3
	Lao PDR	24-Mar-20	11-Nov-21	50,977	- (853)	93	- (2)	0.2%	698	812	3,251,958	2,776,646	37.6
	Malaysia	25-Jan-20	11-Nov-21	2,528,821	6,323 (5,211)	29,535	49 (54)	1.2%	7,915	3,398	25,541,722	24,684,082	75.3

	<b>Myanmar</b>	23-Mar-20	11-Nov-21	510,725	954 (963)	18,882	13 (17)	3.7%	945	-	13,244,996	7,054,015	12.9
	<b>Philippines</b>	30-Jan-20	11-Nov-21	2,811,248	1,937 (2,229)	44,866	201 (149)	1.6%	2,600	408	32,954,936	36,337,059	32.7
	<b>Singapore</b>	23-Jan-20	11-Nov-21	227,681	3,481 (2,815)	540	17 (14)	0.2%	3,992	4,805	4,759,748	4,703,751	86.3
	<b>Thailand</b>	13-Jan-20	11-Nov-21	1,996,969	7,496 (7,649)	19,883	57 (60)	1.0%	2,868	-	44,116,509	34,240,355	49.0
	<b>Vietnam</b>	23-Jan-20	11-Nov-21	1,000,897	8,162 (7,836)	22,849	84 (72)	2.3%	1,038	848	62,806,992	31,155,673	31.7
				<b>13,510,492</b>	<b>28,950</b>	<b>283,201</b>	<b>444</b>	<b>2.1%</b>					

- **239,361,217 confirmed cases** of COVID-19 have been reported in **223 countries/states** (other than China, Hong Kong, Taiwan, Macau, and ASEAN countries):

REGION	COUNTRY	FIRST CONFIRMED CASE(S)	LATEST REPORT ON CONFIRMED CASE(S)	TOTAL CONFIRMED CASES	NEW CASES	TOTAL DEATHS	NEW DEATHS	CASE FATALITY RATE	CUMULATIVE CASES/ 100,000	NUMBER OF TESTS LAST 14 DAYS/ 100,000	CUMULATIVE IMMUNIZED	CUMULATIVE FULLY VACCINATED	FULLY VACCINATED/ 100
ASIA PACIFIC	<b>Japan</b>	16 Jan 2020	11-Nov-21	1,721,643	350	18,234	7	1.1%	1,364	375	98,961,017	94,134,252	74.7
	<b>South Korea</b>	20 Jan 2020	11-Nov-21	388,351	2,520	3,033	21	0.8%	751	102	41,757,700	39,735,580	77.5
	<b>Nepal</b>	24 Jan 2020	11-Nov-21	816,060	301	11,466	6	1.4%	2,852	180	8,670,024	7,248,554	24.4
	<b>Australia</b>	25 Jan 2020	11-Nov-21	185,627	1,555	1,862	4	1.0%	724	6,060	19,417,387	17,582,957	68.2
	<b>Sri Lanka</b>	27 Jan 2020	11-Nov-21	547,873	527	13,927	19	2.5%	2,513	317	15,825,242	13,596,509	63.3
	<b>India</b>	30 Jan 2020	10-Nov-21	34,401,670	-	462,189	-	1.3%	2,518	931	745,597,244	352,209,127	25.3
	<b>Afghanistan</b>	24 Feb 2020	11-Nov-21	156,456	42	7,292	1	4.7%	411		3,097,293	2,755,517	6.9
	<b>Pakistan</b>	26 Feb 2020	11-Nov-21	1,278,751	637	28,575	9	2.2%	590	243	76,784,188	46,660,734	20.7
	<b>New Zealand</b>	28 Feb 2020	11-Nov-21	8,107	185	33	1	0.4%	165	6,308	3,773,068	3,350,104	65.4
	<b>Bhutan</b>	05 Mar 2020	05-Nov-21	2,623	-	3	-	0.1%	344	1,882	588,307	559,839	71.8
	<b>Maldives</b>	07 Mar 2020	11-Nov-21	89,364	109	247	1	0.3%	16,831	6,333	394,871	359,758	66.2
	<b>Bangladesh</b>	08 Mar 2020	11-Nov-21	1,571,906	237	27,907	1	1.8%	964	-	49,114,910	31,967,327	19.2
	<b>Mongolia</b>	10 Mar 2020	11-Nov-21	370,324	1,021	1,850	10	0.5%	11,482	2,518	2,256,788	2,143,032	64.4
	<b>Turkey</b>	10 Mar 2020	11-Nov-21	8,340,322	24,898	72,910	197	0.9%	9,997	4,690	55,726,882	49,405,070	58.1
	<b>French Polynesia</b>	12 Mar 2020	10-Nov-21	46,756	-	636	-	1.4%	16,741		157,343	147,185	52.1
	<b>Guam</b>	15 Mar 2020	10-Nov-21	18,813	-	258	-	1.4%	11,245		132,849	121,996	72.4
<b>New Caledonia</b>	17 Mar 2020	11-Nov-21	11,506	40	272	1	2.4%	3,998		177,450	162,552	56.4	
<b>Fiji</b>	18 Mar 2020	10-Nov-21	52,356	-	679	-	1.3%	5,883	-	630,524	566,364	62.7	

	<b>Papua New Guinea</b>	21 Mar 2020	10-Nov-21	32,378	-	415	-	1.3%	369	-	183,856	106,657	1.2
	<b>Timor Leste</b>	21 Mar 2020	11-Nov-21	19,809	2	122	-	0.6%	1,532	-	543,053	353,922	26.3
	<b>Northern Mariana Islands</b>	28 Mar 2020	04-Nov-21	342	-	3	-	0.9%	598		37,150	35,091	67.7
	<b>North Korea</b>	24 Jul 2020	25-Jul-20	1	-	-	-	0.0%	0				
	<b>Solomon Islands</b>	03 Oct 2020	16-Apr-21	20	-	-	-	0.0%	3		135,995	35,567	5.1
	<b>Wallis et Futuna</b>	17 Oct 2020	06-May-21	445	-	7	-	1.6%	2,777		5,966	5,808	52.4
	<b>Marshall Islands</b>	26 Oct 2020	17-Nov-20	4	-	-	-	0.0%	7		24,513	20,765	26.7
	<b>Vanuatu</b>	11 Nov 2020	24-Oct-21	6	-	1	-	16.7%	2		80,551	34,361	10.9
	<b>Samoa</b>	18 Nov 2020	12-Feb-21	3	-	-	-	0.0%	2		133,465	84,252	42.1
	<b>Micronesia</b>	11 Jan 2021	11-Jan-21	1	-	-	-	0.0%	1		47,295	41,495	40.6
	<b>Palau</b>	31 May 2021	08-Oct-21	8	-	-	-	0.0%	44		18,030	15,726	73.0
	<b>Tonga</b>	05 Nov 2021	05-Nov-21	1	-				1				
<b>AMERICAS</b>	<b>USA</b>	21 Jan 2020	11-Nov-21	47,682,462	34,717	780,701	465	1.6%	14,527	2,714	224,660,453	192,936,045	57.4
	<b>Canada</b>	25 Jan 2020	11-Nov-21	1,741,583	1,570	29,266	16	1.7%	4,582	2,513	29,987,284	28,560,621	75.0
	<b>Brazil</b>	26 Feb 2020	10-Nov-21	21,917,564	-	610,302	-	2.8%	10,350	-	161,113,931	124,652,049	58.3
	<b>Mexico</b>	28 Feb 2020	10-Nov-21	3,834,815	-	290,374	-	7.6%	3,006	84	75,170,848	62,684,986	48.1
	<b>Saint Martin</b>	01 Mar 2020	29-Oct-21	3,872	-	56	-	1.4%	10,189				
	<b>Ecuador</b>	01 Mar 2020	07-Nov-21	519,560	-	32,989	-	6.3%	2,991	134	12,686,924	10,344,290	57.8
	<b>Dominican Republic</b>	01 Mar 2020	11-Nov-21	392,223	1,119	4,158	1	1.1%	3,652	-	6,796,631	5,417,869	49.5
	<b>Chile</b>	03 Mar 2020	11-Nov-21	1,718,085	2,733	37,917	22	2.2%	9,065	3,998	16,636,019	15,546,887	80.9
	<b>Argentina</b>	03 Mar 2020	10-Nov-21	5,300,985	-	116,184	-	2.2%	11,796	461	35,406,164	26,875,476	58.9
	<b>Peru</b>	05 Mar 2020	10-Nov-21	2,210,129	-	200,532	-	9.1%	6,798	-	20,009,051	15,859,932	47.5
	<b>Costa Rica</b>	06 Mar 2020	09-Nov-21	563,290	-	7,176	-	1.3%	11,160	145	3,790,500	2,922,621	56.9
	<b>Colombia</b>	06 Mar 2020	10-Nov-21	5,021,619	-	127,640	-	2.5%	9,976	843	31,811,242	22,249,865	43.4
	<b>French Guiana</b>	06 Mar 2020	10-Nov-21	45,306	-	318	-	0.7%	23,174				
	<b>Martinique</b>	06 Mar 2020	07-Nov-21	43,881	-	700	-	1.6%	10,137				
	<b>Paraguay</b>	07 Mar 2020	10-Nov-21	461,520	-	16,272	-	3.5%	6,551	264	2,927,343	2,380,170	33.0
	<b>Panama</b>	10 Mar 2020	10-Nov-21	473,903	-	7,338	-	1.5%	11,160	1,147	2,982,161	2,384,718	54.4

<b>Bolivia</b>	10 Mar 2020	10-Nov-21	520,553	-	18,985	-	3.6%	4,521	434	4,619,842	3,913,343	33.1
<b>Honduras</b>	11 Mar 2020	10-Nov-21	376,762	-	10,341	-	2.7%	3,866		3,847,285	3,453,221	34.3
<b>Cuba</b>	11 Mar 2020	11-Nov-21	957,735	403	8,278	4	0.9%	8,450	-	10,036,001	7,810,402	69.0
<b>Guyana</b>	11 Mar 2020	10-Nov-21	36,439	-	952	-	2.6%	4,655		387,505	253,938	32.1
<b>Jamaica</b>	12 Mar 2020	11-Nov-21	89,926	108	2,302	4	2.6%	3,050	449	615,312	460,319	15.5
<b>St Vincent and the Grenadines</b>	12 Mar 2020	09-Nov-21	5,167	-	69	-	1.3%	4,672	9,020	27,828	19,960	17.9
<b>Saint Lucia</b>	13 Mar 2020	10-Nov-21	12,785	-	267	-	2.1%	6,994		52,389	43,331	23.5
<b>Trinidad and Tobago</b>	13 Mar 2020	10-Nov-21	60,475	-	1,806	-	3.0%	4,335	-	629,328	621,161	44.3
<b>Venezuela</b>	13 Mar 2020	10-Nov-21	416,190	-	4,996	-	1.2%	1,460		13,858,057	9,271,857	32.3
<b>Guatemala</b>	13 Mar 2020	11-Nov-21	608,307	810	15,627	49	2.6%	3,664	84	5,473,684	3,469,587	19.0
<b>Uruguay</b>	13 Mar 2020	10-Nov-21	395,805	-	6,093	-	1.5%	11,434	-	2,768,462	2,630,427	75.5
<b>Curacao</b>	13 Mar 2020	10-Nov-21	17,176	-	175	-	1.0%	10,903		101,679	93,333	56.6
<b>Puerto Rico</b>	13 Mar 2020	10-Nov-21	185,885	-	3,247	-	1.7%	5,820		2,645,266	2,362,363	74.0
<b>Suriname</b>	13 Mar 2020	10-Nov-21	49,902	-	1,126	-	2.3%	8,583		252,870	208,019	35.2
<b>Antigua and Barbuda</b>	13 Mar 2020	10-Nov-21	4,102	-	105	-	2.6%	4,224	-	58,497	52,689	53.4
<b>Guadeloupe</b>	13 Mar 2020	10-Nov-21	54,920	-	745	-	1.4%	12,397				
<b>Cayman Islands</b>	13 Mar 2020	10-Nov-21	3,427	-	2	-	0.1%	5,277		56,887	54,690	82.2
<b>Aruba</b>	14 Mar 2020	11-Nov-21	16,057	18	172	-	1.1%	15,103		83,077	77,251	72.1
<b>Bahamas</b>	15 Mar 2020	11-Nov-21	22,552	8	665	4	2.9%	5,790	543	143,726	128,242	32.3
<b>US Virgin Islands</b>	16 Mar 2020	10-Nov-21	7,329	-	84	-	1.1%	6,873		56,504	49,688	46.8
<b>Sint Maarten</b>	17 Mar 2020	10-Nov-21	4,526	-	75	-	1.7%	11,111		26,524	24,421	56.2
<b>Montserrat</b>	17 Mar 2020	09-Oct-21	41	-	1	-	2.4%	439		1,502	1,409	28.3
<b>Barbados</b>	17 Mar 2020	10-Nov-21	21,011	-	187	-	0.9%	7,320		150,639	130,367	45.3
<b>El Salvador</b>	18 Mar 2020	10-Nov-21	117,350	-	3,709	-	3.2%	1,818	-	4,367,938	3,952,578	60.6
<b>Nicaragua</b>	18 Mar 2020	09-Nov-21	16,877	-	207	-	1.2%	258		1,249,238	563,164	8.4
<b>Bermuda</b>	18 Mar 2020	08-Nov-21	5,688	-	106	-	1.9%	8,899		48,464	47,365	76.3
<b>Haiti</b>	19 Mar 2020	08-Nov-21	24,233	-	702	-	2.9%	215		96,384	39,705	0.3
<b>Dominica</b>	22 Mar 2020	10-Nov-21	5,176	-	34	-	0.7%	7,208		27,992	25,315	35.1
<b>Grenada</b>	22 Mar 2020	08-Nov-21	5,863	-	200	-	3.4%	5,235		38,704	32,157	28.5

	<b>Belize</b>	23 Mar 2020	10-Nov-21	28,568	-	530	-	1.9%	7,319	4,078	225,088	202,333	50.0
	<b>Turks and Caicos Islands</b>	23 Mar 2020	09-Nov-21	3,021	-	23	-	0.8%	7,910		29,210	27,133	69.2
	<b>Saint Kitts and Nevis</b>	24 Mar 2020	10-Nov-21	2,735	-	27	-	1.0%	5,178	3,888	26,094	24,513	45.8
	<b>British Virgin Islands</b>	25 Mar 2020	06-Oct-21	2,725	-	37	-	1.4%	9,074		18,041	16,336	53.7
	<b>Anguilla</b>	26 Mar 2020	08-Nov-21	1,077	-	2	-	0.2%	8,126		9,548	9,158	60.6
	<b>Caribbean Netherlands</b>	01 Apr 2020	10-Nov-21	2,572	-	20	-	0.8%	14,279		19,109	16,736	63.3
	<b>Falkland Islands</b>	03 Apr 2020	04-Nov-21	72	-	-	-	0.0%	2,729		2,632	1,775	50.3
	<b>Saint Pierre and Miquelon</b>	05 Apr 2020	04-Oct-21	32	-	-	-	0.0%	456				
	<b>Saint Barthelemy</b>	25 Jul 2020	21-Oct-21	1,589	-	6	-	0.4%	18,805				
<b>EUROPE</b>	<b>France</b>	24 Jan 2020	11-Nov-21	7,256,643	12,603	118,073	17	1.6%	10,821		51,431,090	46,251,331	68.5
	<b>Germany</b>	27 Jan 2020	11-Nov-21	4,940,963	50,341	97,820	224	2.0%	5,943	1,372	58,043,550	55,926,691	66.7
	<b>Finland</b>	29 Jan 2020	11-Nov-21	167,119	863	1,216	4	0.7%	3,027	1,852	4,248,511	3,940,675	71.0
	<b>Italy</b>	30 Jan 2020	11-Nov-21	4,835,435	8,697	132,618	67	2.7%	8,019	7,693	46,794,549	43,621,149	72.3
	<b>Russian Federation</b>	31 Jan 2020	11-Nov-21	8,952,472	40,759	251,691	1,237	2.8%	6,201	4,710	59,009,118	50,121,433	34.4
	<b>Spain</b>	31 Jan 2020	11-Nov-21	5,042,803	4,286	87,647	30	1.7%	10,712	-	38,117,778	37,417,377	80.1
	<b>Sweden</b>	31 Jan 2020	10-Nov-21	1,181,532	-	15,078	-	1.3%	11,487		7,271,889	6,951,829	68.4
	<b>United Kingdom of Great Britain</b>	31 Jan 2020	11-Nov-21	9,448,402	42,401	142,533	195	1.5%	14,137	13,892	50,336,130	45,894,237	67.3
	<b>Belgium</b>	05 Feb 2020	11-Nov-21	1,463,548	14,586	26,261	31	1.8%	12,744	6,575	8,748,035	8,603,783	74.0
	<b>Switzerland</b>	25 Feb 2020	09-Nov-21	901,223	-	11,322	-	1.3%	10,510	3,377	5,756,482	5,589,285	64.1
	<b>Austria</b>	25 Feb 2020	11-Nov-21	923,150	11,975	11,601	24	1.3%	10,399	54,387	6,012,532	5,686,118	62.9
	<b>Croatia</b>	25 Feb 2020	11-Nov-21	521,837	6,987	9,721	66	1.9%	12,829	3,048	1,974,397	1,831,401	44.9
	<b>Norway</b>	26 Feb 2020	11-Nov-21	222,296	-	948	1	0.4%	4,157	2,299	4,214,782	3,762,326	68.8
	<b>Romania</b>	26 Feb 2020	11-Nov-21	1,730,433	5,416	52,206	318	3.0%	8,940	3,211	7,047,759	6,599,980	34.5
	<b>Estonia</b>	26 Feb 2020	11-Nov-21	209,597	1,271	1,650	13	0.8%	15,800	6,443	811,209	771,255	58.2
	<b>Georgia</b>	26 Feb 2020	11-Nov-21	771,381	4,563	10,739	77	1.4%	20,734	15,129	1,060,937	957,399	24.1
	<b>North Macedonia</b>	26 Feb 2020	11-Nov-21	207,998	432	7,294	18	3.5%	9,983	-	852,669	780,456	37.5
<b>Greece</b>	26 Feb 2020	11-Nov-21	815,068	6,771	16,560	67	2.0%	7,606	28,190	6,754,414	6,439,470	62.1	

<b>Denmark</b>	27 Feb 2020	11-Nov-21	412,566	2,132	2,749	4	0.7%	7,091	18,632	4,499,344	4,422,338	76.1
<b>San Marino</b>	27 Feb 2020	07-Nov-21	5,598	-	92	-	1.6%	16,533		25,173	22,329	65.7
<b>Lithuania</b>	27 Feb 2020	11-Nov-21	436,690	2,657	6,251	37	1.4%	15,670	6,523	1,828,950	1,739,953	64.7
<b>Netherlands</b>	27 Feb 2020	11-Nov-21	2,253,031	16,287	18,663	26	0.8%	12,999	995	13,032,981	11,839,055	68.9
<b>Azerbaijan</b>	27 Feb 2020	11-Nov-21	554,096	1,774	7,372	30	1.3%	5,528	1,222	5,001,669	4,442,475	43.5
<b>Belarus</b>	28 Feb 2020	11-Nov-21	621,689	1,981	4,805	16	0.8%	6,567	3,793	2,759,758	2,006,423	21.3
<b>Iceland</b>	28 Feb 2020	11-Nov-21	15,140	205	34	-	0.2%	4,190	6,519	283,301	279,044	81.3
<b>Ireland</b>	28 Feb 2020	11-Nov-21	484,523	3,677	5,566	-	1.1%	9,805	6,051	3,827,837	3,760,851	75.5
<b>Monaco</b>	29 Feb 2020	11-Nov-21	3,467	6	36	-	1.0%	8,898		26,672	23,308	59.0
<b>Czech Republic</b>	01 Mar 2020	11-Nov-21	1,856,555	13,536	31,289	60	1.7%	17,400		6,356,158	6,151,314	57.4
<b>Luxembourg</b>	01 Mar 2020	10-Nov-21	84,069	-	854	-	1.0%	13,562	3,807	445,064	418,437	65.9
<b>Armenia</b>	01 Mar 2020	11-Nov-21	325,521	1,482	6,867	36	2.1%	11,006	4,564	497,971	211,374	7.1
<b>Latvia</b>	02 Mar 2020	11-Nov-21	236,765	1,378	3,646	48	1.5%	12,378	12,348	1,216,244	1,088,366	58.3
<b>Portugal</b>	02 Mar 2020	11-Nov-21	1,102,438	1,477	18,231	9	1.7%	10,735	2,950	9,037,865	8,902,861	87.6
<b>Andorra</b>	02 Mar 2020	10-Nov-21	15,744	-	130	-	0.8%	20,409	2,099	54,383	48,309	62.5
<b>Liechtenstein</b>	03 Mar 2020	11-Nov-21	3,739	21	61	-	1.6%	9,835	3,467	25,363	24,745	64.7
<b>Ukraine</b>	03 Mar 2020	11-Nov-21	3,155,519	24,747	74,857	652	2.4%	7,109	1,573	11,844,728	8,305,225	19.1
<b>Slovenia</b>	04 Mar 2020	11-Nov-21	368,669	3,574	4,885	10	1.3%	17,657	3,373	1,199,515	1,126,531	54.2
<b>Hungary</b>	04 Mar 2020	11-Nov-21	931,414	8,394	31,751	132	3.4%	9,533	2,865	5,981,915	5,760,912	59.8
<b>Poland</b>	04 Mar 2020	11-Nov-21	3,162,804	19,079	78,524	274	2.5%	8,330	1,590	20,395,051	20,088,239	53.2
<b>Faroe Islands</b>	04 Mar 2020	10-Nov-21	2,778	-	6	-	0.2%	5,707		40,205	38,142	77.8
<b>Bosnia and Herzegovina</b>	05 Mar 2020	11-Nov-21	262,906	1,107	11,922	31	4.5%	7,964	1,026	797,531	682,065	20.9
<b>Gibraltar</b>	05 Mar 2020	10-Nov-21	6,256	-	98	-	1.6%	18,563		40,578	39,814	118.2
<b>Slovakia</b>	06 Mar 2020	11-Nov-21	540,209	6,546	13,405	38	2.5%	9,905	7,352	2,527,042	2,318,240	42.5
<b>Serbia</b>	06 Mar 2020	11-Nov-21	1,201,080	3,998	10,655	60	0.9%	17,294	3,438	3,194,810	3,033,202	44.1
<b>Vatican City</b>	06 Mar 2020	17-Oct-20	27	-	-	-	0.0%	2,932				
<b>Malta</b>	07 Mar 2020	11-Nov-21	38,067	63	462	-	1.2%	7,573	4,270	432,444	429,900	83.3
<b>Moldova</b>	07 Mar 2020	11-Nov-21	350,697	1,129	8,253	-	2.4%	13,196	4,309	884,590	895,607	22.3
<b>Bulgaria</b>	08 Mar 2020	10-Nov-21	646,856	-	25,754	-	4.0%	9,273	6,842	1,532,911	1,588,991	23.0
<b>Albania</b>	09 Mar 2020	11-Nov-21	191,440	625	2,978	3	1.6%	6,707	-	1,037,546	910,845	31.7
<b>Cyprus</b>	09 Mar 2020	07-Nov-21	124,225	-	577	-	0.5%	10,364	47,951	607,956	573,258	64.0



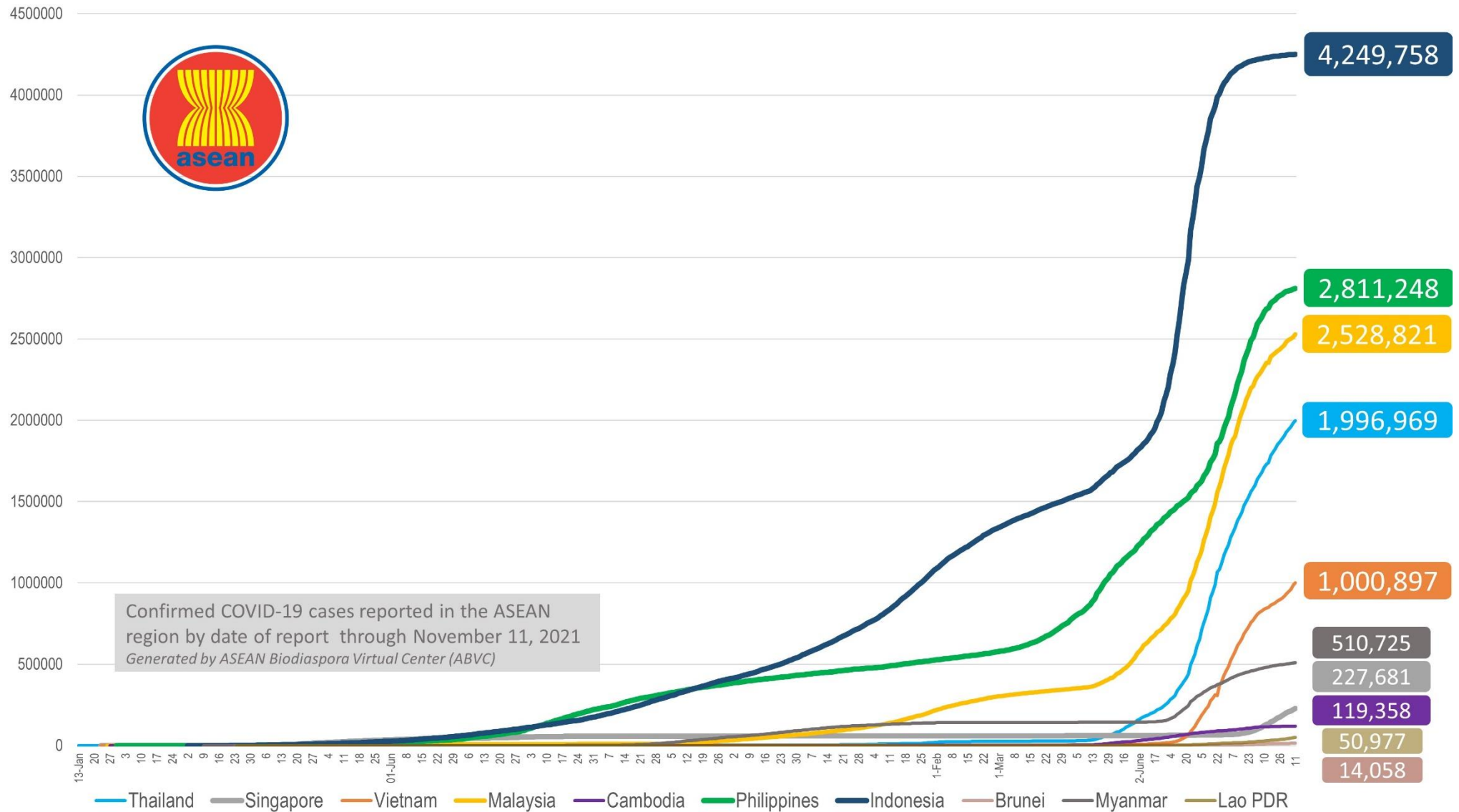
	<b>Channel Islands</b>	09 Mar 2020	11-Nov-21	2,572	79	23	-	0.9%	3,943		32,969	13,618	21.5
	<b>Jersey</b>	10 Mar 2020	11-Nov-21	11,807	110	80	-	0.7%	13,002		78,978	74,681	73.9
	<b>Kazakhstan</b>	13 Mar 2020	11-Nov-21	952,886	1,219	12,349	29	1.3%	5,147	-	8,455,353	7,727,793	40.7
	<b>Kosovo</b>	13 Mar 2020	11-Nov-21	160,905	14	2,978	-	1.9%	8,968				
	<b>Uzbekistan</b>	15 Mar 2020	11-Nov-21	188,892	273	1,349	3	0.7%	563		14,834,189	5,882,086	17.3
	<b>Greenland</b>	16 Mar 2020	11-Nov-21	982	19	-	-	0.0%	1,747		40,125	37,258	65.5
	<b>Montenegro</b>	17 Mar 2020	11-Nov-21	150,793	480	2,185	4	1.4%	24,238		262,443	247,330	39.4
	<b>Kyrgyzstan</b>	18 Mar 2020	11-Nov-21	182,090	108	2,697	3	1.5%	2,820		1,023,628	797,145	12.0
	<b>Isle of Man</b>	19 Mar 2020	11-Nov-21	10,159	53	60	-	0.6%	12,011		68,139	64,720	75.8
	<b>Tajikistan</b>	30 Apr 2020	10-Nov-21	17,088	-	124	-	0.7%	183		2,678,569	2,140,688	22.0
<b>MIDDLE EAST</b>	<b>UAE</b>	29 Jan 2020	11-Nov-21	740,729	82	2,142	-	0.3%	7,581	32,545	9,771,891	8,772,943	87.8
	<b>Iran</b>	19 Feb 2020	11-Nov-21	6,019,947	7,539	127,809	123	2.1%	7,260	1,585	55,405,154	40,193,198	47.3
	<b>Israel</b>	21 Feb 2020	11-Nov-21	1,336,174	520	8,138	5	0.6%	14,759	9,174	6,252,690	5,748,899	61.9
	<b>Lebanon</b>	21 Feb 2020	10-Nov-21	648,782	-	8,561	-	1.3%	9,463	-	1,821,703	1,589,095	23.5
	<b>Kuwait</b>	24 Feb 2020	11-Nov-21	412,936	20	2,462	-	0.6%	9,815	4,106	1,452,148	923,307	21.3
	<b>Oman</b>	24 Feb 2020	11-Nov-21	304,410	7	4,113	-	1.4%	6,119		3,089,635	2,733,021	52.3
	<b>Bahrain</b>	24 Feb 2020	11-Nov-21	277,165	27	1,393	-	0.5%	16,888	10,834	1,182,470	1,146,822	65.6
	<b>Iraq</b>	24 Feb 2020	11-Nov-21	2,066,905	863	23,445	30	1.1%	5,258	451	6,062,577	3,570,258	8.7
	<b>Qatar</b>	29 Feb 2020	11-Nov-21	240,705	148	611	-	0.3%	8,499	-	2,360,308	2,218,292	75.7
	<b>Saudi Arabia</b>	02 Mar 2020	11-Nov-21	549,103	43	8,809	2	1.6%	1,602	711	24,353,452	21,894,014	62.0
	<b>Jordan</b>	02 Mar 2020	11-Nov-21	886,042	2,596	11,183	16	1.3%	8,771	3,502	4,024,651	3,587,803	34.9
	<b>Palestine</b>	05 Mar 2020	11-Nov-21	456,632	225	4,743	6	1.0%	9,746		1,499,846	1,292,573	24.8
	<b>Syria</b>	22 Mar 2020	09-Nov-21	45,468	-	2,637	-	5.8%	266		807,249	503,394	2.8
	<b>Yemen</b>	10 Apr 2020	11-Nov-21	9,907	5	1,920	2	19.4%	34		331,778	215,241	0.7
<b>AFRICA</b>	<b>Egypt</b>	14 Feb 2020	10-Nov-21	340,269	-	19,249	-	5.7%	339		19,462,191	11,811,236	11.3
	<b>Algeria</b>	25 Feb 2020	11-Nov-21	207,624	115	5,966	6	2.9%	482		6,399,209	4,872,110	10.9
	<b>Nigeria</b>	28 Feb 2020	10-Nov-21	212,894	-	2,922	-	1.4%	106	47	5,776,679	3,152,648	1.5
	<b>Tunisia</b>	02 Mar 2020	10-Nov-21	715,396	-	25,294	-	3.5%	6,117	335	5,762,183	4,683,045	39.2
	<b>Morocco</b>	02 Mar 2020	11-Nov-21	947,902	141	14,734	5	1.6%	2,599	317	24,311,560	22,253,789	59.6
	<b>Senegal</b>	02 Mar 2020	11-Nov-21	73,947	2	1,881	-	2.5%	454	55	1,281,042	879,073	5.1
	<b>South Africa</b>	05 Mar 2020	11-Nov-21	2,924,978	353	89,452	17	3.1%	4,995	431	15,917,833	13,030,588	21.7
	<b>Cameroon</b>	06 Mar 2020	10-Nov-21	105,719	-	1,758	-	1.7%	409		421,472	166,517	0.6
	<b>Togo</b>	06 Mar 2020	10-Nov-21	26,133	-	243	-	0.9%	323	136	950,793	462,111	5.5
	<b>Burkina Faso</b>	09 Mar 2020	10-Nov-21	15,281	-	234	-	1.5%	75		364,565	297,231	1.4
	<b>Democratic Republic of Congo</b>	10 Mar 2020	10-Nov-21	57,662	-	1,099	-	1.9%	66		112,529	39,351	0.0

<b>Ivory Coast</b>	11 Mar 2020	10-Nov-21	61,458	-	700	-	1.1%	239	88	2,397,955	978,421	3.6
<b>Reunion</b>	11 Mar 2020	09-Nov-21	55,865	-	376	-	0.7%	7,190				
<b>Ghana</b>	13 Mar 2020	05-Nov-21	130,608	-	1,203	-	0.9%	429	38	2,352,125	835,989	2.6
<b>Guinea</b>	13 Mar 2020	07-Nov-21	30,709	-	387	-	1.3%	240		1,578,200	771,338	5.7
<b>Gabon</b>	13 Mar 2020	11-Nov-21	36,587	257	262	3	0.7%	1,684	1,572	143,136	105,175	4.6
<b>Sudan</b>	13 Mar 2020	24-Oct-21	40,433	-	3,099	-	7.7%	94		1,154,253	581,846	1.3
<b>Kenya</b>	13 Mar 2020	11-Nov-21	254,151	94	5,315	1	2.1%	483	-	3,825,759	1,925,573	3.5
<b>Ethiopia</b>	13 Mar 2020	11-Nov-21	368,106	249	6,583	11	1.8%	328	250	3,664,374	1,391,584	1.2
<b>Central African Republic</b>	14 Mar 2020	30-Oct-21	11,579	-	100	-	0.9%	244		362,174	321,858	6.5
<b>Seychelles</b>	14 Mar 2020	02-Nov-21	22,220	-	119	-	0.5%	22,761		81,375	76,796	77.6
<b>Rwanda</b>	14 Mar 2020	11-Nov-21	100,047	28	1,336	1	1.3%	792	1,137	4,496,161	2,269,455	17.1
<b>Namibia</b>	14 Mar 2020	09-Nov-21	129,027	-	3,565	-	2.8%	5,172	459	339,695	274,466	10.6
<b>Swaziland</b>	14 Mar 2020	11-Nov-21	46,465	1	1,245	-	2.7%	4,047		248,590	240,107	20.5
<b>Mauritania</b>	14 Mar 2020	10-Nov-21	37,884	-	805	-	2.1%	837	-	1,023,425	660,200	13.8
<b>Mayotte</b>	14 Mar 2020	10-Nov-21	20,751	-	185	-	0.9%	13,047				
<b>Equatorial Guinea</b>	15 Mar 2020	08-Nov-21	13,459	-	168	-	1.2%	993	539	243,885	192,594	13.3
<b>Republic of Congo</b>	15 Mar 2020	08-Nov-21	18,153	-	309	-	1.7%	337		423,819	125,435	2.2
<b>Benin</b>	16 Mar 2020	10-Nov-21	24,833	-	161	-	0.6%	210	-	304,596	265,501	2.1
<b>Liberia</b>	16 Mar 2020	09-Nov-21	5,817	-	287	-	4.9%	118		393,975	371,645	7.2
<b>Tanzania</b>	16 Mar 2020	04-Nov-21	26,196	-	725	-	2.8%	45		885,579	965,778	1.6
<b>Somalia</b>	16 Mar 2020	04-Nov-21	22,693	-	1,294	-	5.7%	147		371,167	320,482	2.0
<b>Gambia</b>	17 Mar 2020	10-Nov-21	9,980	-	341	-	3.4%	425	56	235,846	221,893	8.9
<b>Zambia</b>	17 Mar 2020	11-Nov-21	209,953	14	3,664	-	1.7%	1,175	248	311,049	563,482	3.0
<b>Mauritius</b>	18 Mar 2020	10-Nov-21	18,979	-	240	-	1.3%	1,499		906,214	858,131	67.4
<b>Djibouti</b>	18 Mar 2020	11-Nov-21	13,494	1	186	-	1.4%	1,386		66,010	26,087	2.6
<b>Niger</b>	19 Mar 2020	11-Nov-21	6,626	37	229	2	3.5%	28		498,894	397,212	1.6
<b>Chad</b>	19 Mar 2020	01-Nov-21	5,105	-	175	-	3.4%	32		167,809	61,210	0.4
<b>Zimbabwe</b>	20 Mar 2020	10-Nov-21	133,302	-	4,694	-	3.5%	910	189	3,394,826	2,661,887	17.6
<b>Cape Verde</b>	20 Mar 2020	11-Nov-21	38,287	9	350	-	0.9%	6,962		293,634	217,093	38.6
<b>Madagascar</b>	20 Mar 2020	10-Nov-21	43,672	-	964	-	2.2%	162	-	381,633	184,632	0.7
<b>Uganda</b>	21 Mar 2020	09-Nov-21	126,763	-	3,234	-	2.6%	286	103	3,483,212	415,486	0.9
<b>Eritrea</b>	21 Mar 2020	11-Nov-21	7,013	10	48	-	0.7%	198				
<b>Angola</b>	21 Mar 2020	10-Nov-21	64,815	-	1,723	-	2.7%	204		5,269,623	1,977,343	5.8
<b>Mozambique</b>	22 Mar 2020	11-Nov-21	151,410	20	1,934	-	1.3%	499	77	4,858,830	2,600,608	8.1
<b>Libya</b>	24 Mar 2020	10-Nov-21	363,483	-	5,258	-	1.4%	5,363		1,587,796	508,805	7.3
<b>Guinea-Bissau</b>	25 Mar 2020	10-Nov-21	6,203	-	143	-	2.3%	323		258,705	17,650	0.9
<b>Mali</b>	25 Mar 2020	11-Nov-21	16,562	36	582	1	3.5%	84		324,713	271,722	1.3
<b>Botswana</b>	30 Mar 2020	08-Nov-21	193,449	-	2,409	-	1.2%	8,397	300	770,879	357,216	14.9

<b>Sierra Leone</b>	31 Mar 2020	03-Oct-21	6,396	-	121	-	1.9%	82		505,385	251,854	3.1	
<b>Burundi</b>	31 Mar 2020	09-Nov-21	20,200	-	14	-	0.1%	175		891	144	-	
<b>Malawi</b>	02 Apr 2020	11-Nov-21	61,834	2	2,302	-	3.7%	332	-	1,009,900	567,368	2.9	
<b>South Sudan</b>	05 Apr 2020	10-Nov-21	12,546	-	133	-	1.1%	113	-	84,839	59,737	0.5	
<b>Sao Tome and Principe</b>	06 Apr 2020	09-Nov-21	3,730	-	56	-	1.5%	1,734		80,345	28,493	12.8	
<b>Comoros</b>	30 Apr 2020	10-Nov-21	4,352	-	148	-	3.4%	511		273,498	179,114	20.2	
<b>Lesotho</b>	13May 2020	09-Nov-21	21,687	-	660	-	3.0%	1,020		347,836	339,506	15.7	
			<b>252,997,690</b>	<b>446,564</b>	<b>5,100,869</b>	<b>5,412</b>	<b>2.0%</b>						

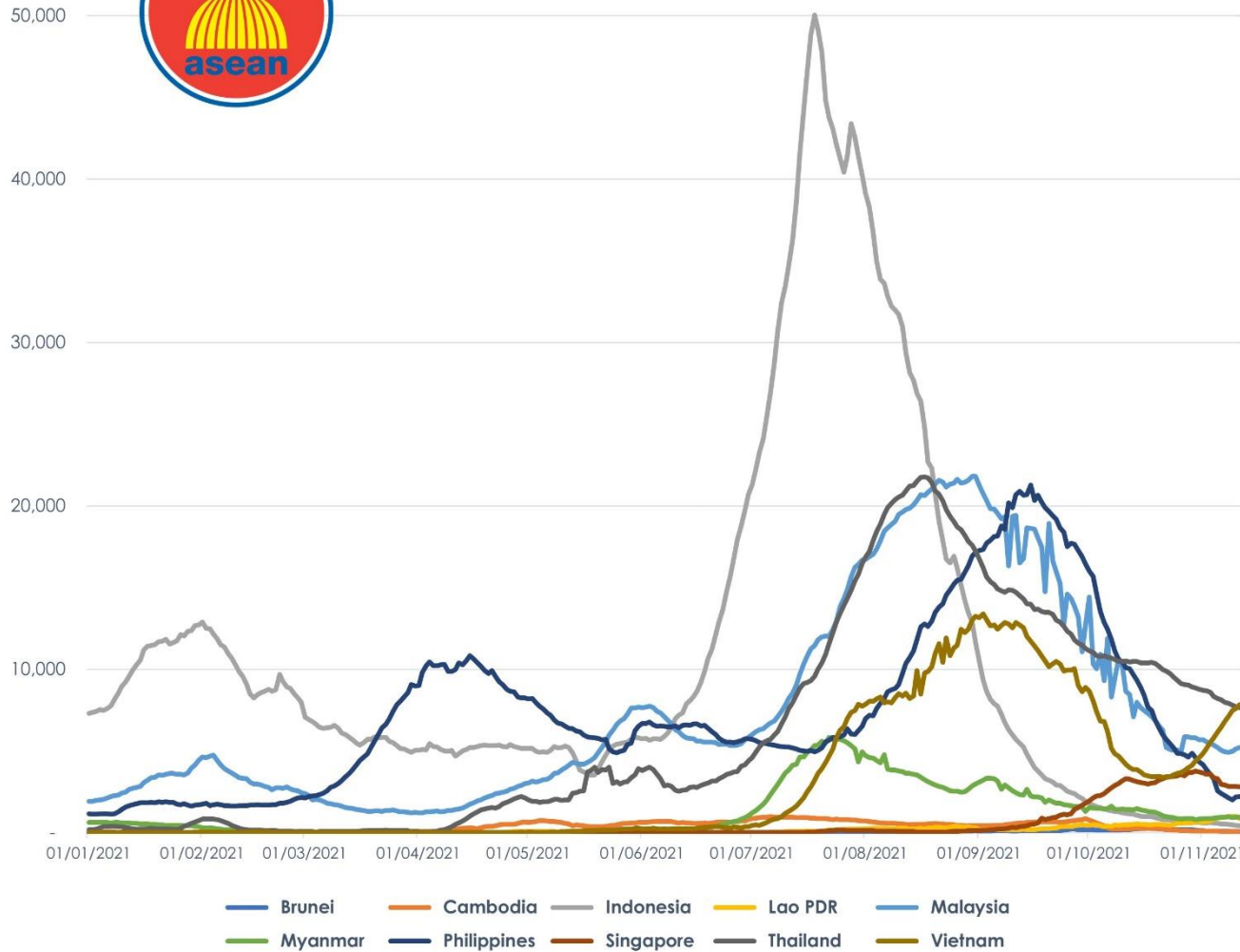
# COVID-19 Epi curve among ASEAN Countries

as of 11 November 2021



# 7-Day Rolling Average of COVID-19 new cases

as of 11 November 2021

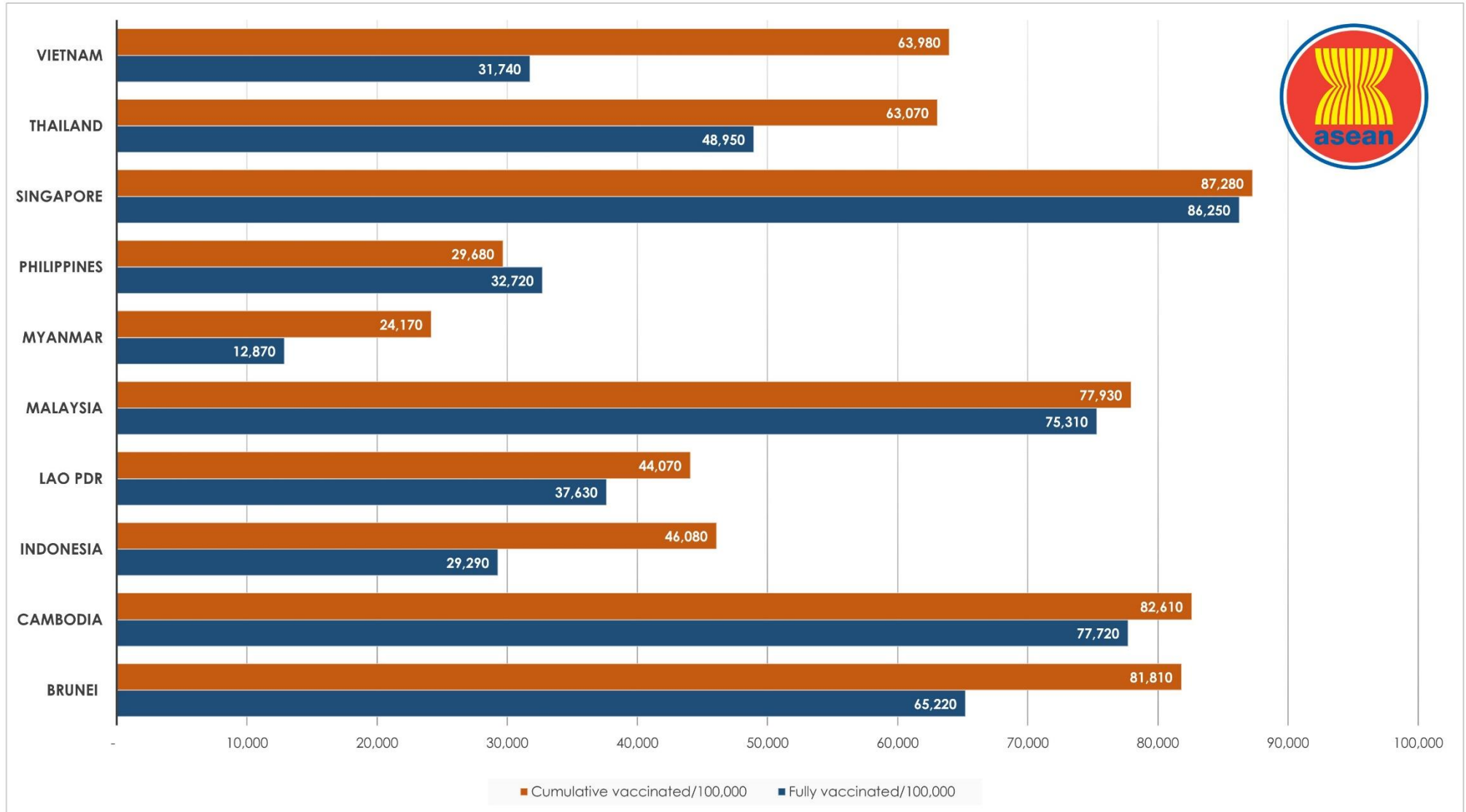


ASEAN Country	New Cases Rate of Change 7-Day Window*	P-value
Brunei	-5.13	0
Cambodia	-3.26	0
Indonesia	-26.83	0
Lao PDR	4.1	0.761
Malaysia	7.37	0.768
Myanmar	5.04	0.23
Philippines	-60.38	0.075
Singapore	-63.5	0.029
Thailand	-97.89	0
Vietnam	283.72	0

\*Beta coefficient of linear line of best fit; equal to the rate of change in the 7-day rolling average of new cases over the past 7 days (as of November 11, 2021)


# COVID-19 Vaccination Status

as of 11 November 2021



# Outlook Assessment

as of 9 November 2021

 <b>ASEAN MEMBER STATE</b>	REQUIREMENT							
	At least <b>80% of the high-risk population has been vaccinated</b> with at least one dose of a COVID-19 vaccine.		At least <b>65% of the total population has a level of immunity</b> to COVID-19; either recovered from COVID-19 or have been vaccinated with at least one dose of a COVID-19 vaccine.		Case levels are generally low (a 7-day rolling average number of daily new cases that is <10 cases per 100,000, with each day's past-14-day test positivity is consistently <5%).		Government Policy on containment and health (strictness and comprehensiveness in COVID-19 related government policies)	
	% of High risk population with one dose	Population vaccinated/day (7-day average)	% of Total population with one dose	Completion date (moderate case scenario)	Daily cases/100,000	Test positivity last 14 days	Containment and health index score -Oxford COVID-19 Government Response Tracker (OxCGRT)	Change over the past 30 days
Brunei	>90.0	0%/day	81.0	0.1%/day	13.78	Unknown	82.1/100	0.0
Cambodia	>90.0	0%/day	88.8	0.22%/day	0.44	Unknown	65.2/100	-5.1
Indonesia	>90.0	0%/day	39.2	0.29%/day	0.17	Unknown	56.6/100	-13.7
Lao PDR	>90.0	0%/day	48.4	unknown	11.96	15.4	71.2/100	+0.9
Malaysia	>90.0	0%/day	80.1	0.02%/day	13.25	4.6	62.5/100	0.0
Myanmar	59.2	unknown-	25.7	unknown	1.80	6.0	83.1/100	+10.1
Philippines	>90.0	0%/day	33.7	unknown	2.04	7.4	81.3/100	0.0
Singapore	>90.0	0%/day	84.9	0.04%/day	49.74	16.7	64.3/100	-4.2
Thailand	>90.0	0%/day	64.9	0.34%/day	11.09	20.8	64.9/100	+1.8
Vietnam	>90.0	0%/day	67.1	1.11%/day	7.89	5.3	74.7/100	+6.5



Report generated by  
**ASEAN Biodiaspora Virtual Center (ABVC)**  
in collaboration with **Bluedot Inc.**  
Email: [support@biodiaspora.org](mailto:support@biodiaspora.org)

