

COVID-19: Highlights and Situation Overview

Global Update

- Worldwide, there have been over 313 million cases and 5.5 million deaths attributed to COVID-19.

Regional Update

- Brunei's government has announced that the Early Endemic Phase under the National COVID-19 Recovery Framework will be extended for another month from January 15 to February 14, with guidelines issued for the coming Chinese New Year celebrations. Movement restrictions or the instruction to stay at home will also be extended until February 14, however, the period will be shortened from midnight to 4:00 a.m. According to the Prime Minister's Office (PMO), this extension allows more time for the government to ensure that infection cases as well as bed occupancy rates at isolation centers remains low, to increase the coverage of vaccine booster doses and to subsequently provide vaccinations for children aged 5 to 11 years old. Meanwhile, Brunei's home affairs ministry announced the guidelines related to events in conjunction with the Chinese New Year celebration for 2022. For celebrations held in a hall, the capacity limit is at the rate of 75% of the total capacity or a maximum of 300 people (whichever is lower), according to the limit during the Early Endemic Phase with a duration not exceeding two hours. If the celebration is held in a private residence, only immediate family members can join the event, and the gathering should be restricted to no more than 30 guests at a time. The Lion Dance event for the Chinese New Year celebration is allowed for household members living in the same house only. The home affairs ministry said that the Lion Dance event can be held at the residential area of school governing committee members, advisers, prominent people in the Chinese community as well as at the temple area. The Lion Dance can also be held in school halls but not permitted to be held in public places such as hotels, restaurants and department stores.
- The Philippines crossed 3 million COVID-19 cases on January 11 (Tuesday). The number of COVID-19 cases in the country surged to 3,026,473 after the Department of Health (DOH) reported 28,007 new daily COVID-19 infections. According to the Health Secretary, the country has experienced a 690% increase in the seven-day moving average of reported daily cases, and 3,663% two-week growth rate as new infections reach new highs over the past days. He added that the country's average daily attack rate or the number of those infected per 100,000 people has climbed to 10.47, and the positivity rate to 40.4%. The newest genome sequencing also showed over that 60% of samples are Omicron variant cases. Meanwhile, in an online briefing, the Health Undersecretary noted that there's a sharp increase in the number of frontline medical workers who contracted the virus in recent weeks. The government therefore urged unvaccinated people to get the COVID-19 shots, adding that the "vaccines are still the first line of defense against the virus".
- Malaysia's Health Director-General said in his daily statement on January 11 (Tuesday), that between November 25, 2021 and January 11, 2022, 16 clusters linked to umrah pilgrims returning home have been identified. From those clusters, seven had index cases that have been confirmed to be of the Omicron variant, with six index cases listed as presumptive Omicron cases pending the results of its whole genome sequencing. He added that the Keratong 5 Saudi cluster has been identified as the biggest umrah pilgrim-linked cluster with 36 cases. As of January 11, 253 cases have been confirmed to be of the Omicron variant.
- Cambodian Prime Minister has called for 'immediate action' against the increase of domestic cases of Omicron. The PM said that 34 more Omicron cases were confirmed on January 11 (Tuesday), of which 24 were imported and 10 locally transmitted, bringing the total Omicron community cases in the country to 14.

Vaccine Update

- Malaysia reported that 22,889,297 individuals or 97.8% of the adult population have completed vaccinations, while 23,172,722, or 99% have received at least one dose of COVID-19 vaccine as of January 11 (Tuesday). Based on the Health Ministry's data in the CovidNow portal, 2,768,673 adolescents, or 88% of those aged between 12 and 17 years old have completed their COVID-19 vaccinations while 2,858,109 adolescents or 90.8% of the group have received at least one dose of a two-dose COVID-19 vaccine.
- Indonesia kicked off its COVID-19 booster programme for the general public on January 12 (Wednesday) amid the rise of the Omicron variant. The booster rollout, for which the Sinovac, Astra Zeneca, Pfizer and Zifivax vaccines have been approved, is running in parallel with the main COVID-19 vaccination programme. Indonesia has pledged to vaccinate more than 208 million of its 270 million people, but less than 56% of that target population has received two shots of a COVID-19 vaccine so far, according to health ministry data.

Travel Advisories (no new update/s)

Cases and Deaths as of 12 January 2022

- As of 12 January 2022 (2PM, GMT+8), worldwide, there were **313,225,232** confirmed cases, including **5,525,643** deaths. Globally, Case Fatality Rate (CFR) was **1.8**.
- In **China**, there were **134,692** confirmed cases with **5,699** deaths, including deaths in Hong Kong (213) and Taiwan (850). Confirmed cases in China include confirmed cases in Hong Kong (12,980), Macau (79) and Taiwan (17,463). CFR was **4.2**.
- 15,377,509 confirmed cases** of COVID-19 have been reported in the ASEAN region with a total of **308,718 deaths**, with a CFR of **2.0**.

REGION	COUNTRY	FIRST CONFIRMED CASE(S)	LATEST REPORT ON CONFIRMED CASE(S)	TOTAL CONFIRMED CASES	NEW CASES (7-DAY ROLLING AVERAGE)	TOTAL DEATHS	NEW DEATHS (7-DAY ROLLING AVERAGE)	CASE FATALITY RATE	CUMULATIVE CASES/ 100,000	NUMBER OF TESTS LAST 14 DAYS/ 100,000	CUMULATIVE VACCINATED	CUMULATIVE FULLY VACCINATED	FULLY VACCINATED / 100
ASEAN REGION	Brunei	10 Mar 20	10-Jan-22	15,678	- (23)	98	-	0.6%	3,618		405,888	400,691	90.8
	Cambodia	27 Jan 20	11-Jan-22	120,670	34 (21)	3,015	-	2.5%	732	-	14,282,788	13,685,179	80.8
	Indonesia	02 Mar 20	11-Jan-22	4,267,451	802 (531)	144,144	8 (6)	3.4%	1,577	868	170,143,626	116,819,952	42.3
	Lao PDR	24 Mar 20	11-Jan-22	120,520	999 (938)	457	9 (8)	0.4%	1,681	1,151	4,590,479	3,643,020	49.4
	Malaysia	25 Jan 20	11-Jan-22	2,792,035	- (2,711)	31,723	- (15)	1.1%	8,729	3,828	26,023,070	25,647,708	78.3
	Myanmar	23 Mar 20	11-Jan-22	532,402	235 (158)	19,295	2 (2)	3.6%	985	2,519	20,816,441	15,571,917	28.4
	Philippines	30 Jan 20	11-Jan-22	3,026,473	27,943 (23,622)	52,511	218 (130)	1.7%	2,799	564	56,110,301	52,393,229	47.2
	Singapore	23 Jan 20	11-Jan-22	287,243	- (686)	838	- (1)	0.3%	5,021	20,626	4,781,888	4,722,366	86.6
	Thailand	13 Jan 20	11-Jan-22	2,284,609	7,133 (7,005)	21,850	12 (14)	1.0%	3,281	200	51,032,649	45,423,045	64.9
	Vietnam	23 Jan 20	11-Jan-22	1,930,428	16,035 (18,532)	34,787	256 (220)	1.8%	2,001	829	78,247,751	56,385,381	57.4
				15,377,509	53,181	308,718	505	2.0%					

- 297,713,031 confirmed cases** of COVID-19 have been reported in **223 countries/states** (other than China, Hong Kong, Taiwan, Macau, and ASEAN countries):

REGION	COUNTRY	FIRST CONFIRMED CASE(S)	LATEST REPORT ON CONFIRMED CASE(S)	TOTAL CONFIRMED CASES	NEW CASES	TOTAL DEATHS	NEW DEATHS	CASE FATALITY RATE	CUMULATIVE CASES/ 100,000	NUMBER OF TESTS LAST 14 DAYS/ 100,000	CUMULATIVE IMMUNIZED	CUMULATIVE FULLY VACCINATED	FULLY VACCINATED/ 100
ASIA PACIFIC	Japan	16 Jan 2020	11-Jan-22	1,779,374	6,378	18,312	2	1.0%	1,409	431	101,199,695	99,423,525	78.9
	South Korea	20 Jan 2020	11-Jan-22	670,483	3,093	6,114	43	0.9%	1,297	4,909	44,359,506	43,030,450	83.9
	Nepal	24 Jan 2020	11-Jan-22	835,927	1,981	11,607	1	1.4%	2,922	347	14,564,533	10,710,721	36.1
	Australia	25 Jan 2020	11-Jan-22	1,042,293	68,823	2,416	27	0.2%	4,064	11,711	20,529,932	19,904,821	77.2
	Sri Lanka	27 Jan 2020	11-Jan-22	593,072	944	15,149	15	2.6%	2,720	430	16,007,724	13,859,887	64.5
	India	30 Jan 2020	11-Jan-22	35,875,790	168,063	484,213	277	1.3%	2,626	1,280	886,204,082	631,501,200	45.3
	Afghanistan	24 Feb 2020	11-Jan-22	158,471	77	7,374	1	4.7%	417		4,358,570	3,809,353	9.6
	Pakistan	26 Feb 2020	11-Jan-22	1,307,174	1,467	28,974	2	2.2%	604	304	99,454,273	73,862,234	32.8
	New Zealand	28 Feb 2020	11-Jan-22	14,756	23	51	-	0.3%	300	3,322	3,980,956	3,874,700	75.6
	Bhutan	05 Mar 2020	11-Jan-22	2,830	28	3	-	0.1%	371	13,887	591,662	567,977	72.8
	Maldives	07 Mar 2020	11-Jan-22	99,099	593	264	-	0.3%	18,664	9,865	396,954	368,153	67.7
	Bangladesh	08 Mar 2020	11-Jan-22	1,598,389	2,458	28,107	2	1.8%	980	165	87,546,674	44,735,702	26.9
	Mongolia	10 Mar 2020	11-Jan-22	396,337	1,208	2,074	-	0.5%	12,289	3,233	2,266,964	2,166,235	65.1
	Turkey	10 Mar 2020	11-Jan-22	10,117,954	74,266	83,980	137	0.8%	12,128	6,042	57,101,293	51,893,771	61.0
	French Polynesia	12 Mar 2020	03-Jan-22	46,994	-	636	-	1.4%	16,826		173,773	159,100	56.3
	Guam	15 Mar 2020	10-Jan-22	21,118	-	272	-	1.3%	12,623		142,053	128,040	76.0
	New Caledonia	17 Mar 2020	11-Jan-22	13,247	86	281	-	2.1%	4,603		183,604	174,855	60.7
	Fiji	18 Mar 2020	10-Jan-22	57,849	-	714	-	1.2%	6,500	-	662,848	609,957	67.6
	Papua New Guinea	21 Mar 2020	08-Jan-22	36,403	-	591	-	1.6%	415	-	286,837	224,073	2.5
	Timor Leste	21 Mar 2020	11-Jan-22	19,860	2	122	-	0.6%	1,536	-	665,588	544,482	40.5
Northern Mariana Islands	28 Mar 2020	10-Jan-22	3,665	-	20	-	0.5%	6,406		43,888	41,088	79.2	
North Korea	24 Jul 2020	25-Jul-20	1	-	-	-	0.0%	0					
Solomon Islands	03 Oct 2020	07-Jan-22	25	-	-	-	0.0%	4		185,485	60,639	8.6	
Wallis et Futuna	17 Oct 2020	03-Dec-21	454	-	7	-	1.5%	2,833		6,016	5,923	53.4	

	Marshall Islands	26 Oct 2020	17-Nov-20	4	-	-	-	0.0%	7		26,344	23,120	29.7
	Vanuatu	11 Nov 2020	14-Dec-21	7	-	1	-	14.3%	2		102,308	50,403	16.0
	Samoa	18 Nov 2020	17-Dec-21	3	-	-	-	0.0%	2		141,424	121,765	60.8
	Micronesia	11 Jan 2021	11-Jan-21	1	-	-	-	0.0%	1		49,294	43,285	42.3
	Palau	31 May 2021	10-Jan-22	28	-	-	-	0.0%	155		18,806	16,627	77.2
	Tonga	05 Nov 2021	05-Nov-21	1	-				1		73,886	62,887	58.9
AMERICAS	USA	21 Jan 2020	11-Jan-22	62,996,584	335,312	862,927	1,591	1.4%	19,192	4,554	246,812,939	206,046,093	62.1
	Canada	25 Jan 2020	11-Jan-22	2,616,696	21,429	30,946	133	1.2%	6,885	4,340	31,903,352	29,528,397	77.6
	Brazil	26 Feb 2020	10-Jan-22	22,563,104	-	620,366	-	2.7%	10,655	285	166,618,516	144,380,523	67.5
	Mexico	28 Feb 2020	10-Jan-22	4,136,440	-	300,412	-	7.3%	3,242	252	81,916,351	72,846,741	55.9
	Saint Martin	01 Mar 2020	06-Jan-22	5,148	-	59	-	1.1%	13,547				
	Ecuador	01 Mar 2020	08-Jan-22	564,238	-	33,706	-	6.0%	3,248	308	14,224,610	12,690,467	70.9
	Dominican Republic	01 Mar 2020	11-Jan-22	469,065	6,683	4,255	-	0.9%	4,368	-	6,953,635	5,722,555	52.2
	Chile	03 Mar 2020	11-Jan-22	1,837,390	3,912	39,289	4	2.1%	9,695	4,103	17,389,673	16,634,178	86.6
	Argentina	03 Mar 2020	11-Jan-22	6,533,635	134,439	117,595	52	1.8%	14,539	3,175	38,643,318	33,288,502	73.0
	Peru	05 Mar 2020	10-Jan-22	2,388,289	-	203,097	-	8.5%	7,346	-	24,624,624	21,889,294	65.6
	Costa Rica	06 Mar 2020	10-Jan-22	591,745	-	7,382	-	1.2%	11,723	677	3,953,407	3,546,380	69.0
	Colombia	06 Mar 2020	10-Jan-22	5,357,767	-	130,395	-	2.4%	10,643	1,921	38,650,089	28,903,827	56.4
	French Guiana	06 Mar 2020	10-Jan-22	60,490	-	344	-	0.6%	30,940				
	Martinique	06 Mar 2020	05-Jan-22	50,005	-	788	-	1.6%	11,551				
	Paraguay	07 Mar 2020	10-Jan-22	479,971	-	16,684	-	3.5%	6,813	644	3,489,018	3,002,843	41.6
	Panama	10 Mar 2020	10-Jan-22	529,454	-	7,469	-	1.4%	12,468	4,182	3,039,533	2,477,743	56.6
	Bolivia	10 Mar 2020	10-Jan-22	686,023	-	19,999	-	2.9%	5,959	1,699	6,035,228	4,743,947	40.1
	Honduras	11 Mar 2020	10-Jan-22	381,990	-	10,448	-	2.7%	3,919		5,016,061	4,349,744	43.2
	Cuba	11 Mar 2020	11-Jan-22	982,614	2,685	8,330	1	0.8%	8,670	-	10,482,819	9,719,547	85.9
	Guyana	11 Mar 2020	10-Jan-22	45,340	-	1,070	-	2.4%	5,792		411,081	295,325	37.4
	Jamaica	12 Mar 2020	11-Jan-22	105,172	1,714	2,502	1	2.4%	3,567	940	722,127	581,375	19.6
	St Vincent and the Grenadines	12 Mar 2020	06-Jan-22	6,247	-	83	-	1.3%	5,649	-	33,494	26,244	23.6
	Saint Lucia	13 Mar 2020	11-Jan-22	15,372	271	310	4	2.0%	8,410		56,060	49,885	27.1

Trinidad and Tobago	13 Mar 2020	11-Jan-22	97,897	543	3,102	20	3.2%	7,018	-	721,124	674,530	48.1
Venezuela	13 Mar 2020	10-Jan-22	447,865	-	5,361	-	1.2%	1,571		18,393,519	11,608,305	40.4
Guatemala	13 Mar 2020	09-Jan-22	639,048	-	16,126	-	2.5%	3,849	475	6,618,214	4,825,871	26.4
Uruguay	13 Mar 2020	10-Jan-22	456,179	-	6,199	-	1.4%	13,178	6,600	2,770,609	2,676,877	76.8
Curacao	13 Mar 2020	10-Jan-22	29,069	-	194	-	0.7%	18,452		105,173	96,923	58.8
Puerto Rico	13 Mar 2020	10-Jan-22	362,143	-	3,373	-	0.9%	11,339		2,872,191	2,477,125	77.6
Suriname	13 Mar 2020	10-Jan-22	58,714	-	1,198	-	2.0%	10,099		262,555	229,866	38.8
Antigua and Barbuda	13 Mar 2020	08-Jan-22	5,058	-	120	-	2.4%	5,208	-	62,361	59,054	59.8
Guadeloupe	13 Mar 2020	06-Jan-22	59,355	-	751	-	1.3%	13,398				
Cayman Islands	13 Mar 2020	10-Jan-22	11,226	-	12	-	0.1%	17,285		58,591	56,891	85.6
Aruba	14 Mar 2020	11-Jan-22	28,601	710	182	-	0.6%	26,902		85,004	79,161	73.9
Bahamas	15 Mar 2020	09-Jan-22	28,968	-	717	-	2.5%	7,438	1,810	158,120	149,393	37.6
US Virgin Islands	16 Mar 2020	10-Jan-22	12,605	-	89	-	0.7%	11,821		64,305	54,203	51.0
Sint Maarten	17 Mar 2020	11-Jan-22	6,893	201	75	-	1.1%	16,922		27,141	25,163	58.0
Montserrat	17 Mar 2020	09-Jan-22	114	-	1	-	0.9%	1,220		1,547	1,472	29.6
Barbados	17 Mar 2020	10-Jan-22	32,228	-	266	-	0.8%	11,228		156,698	144,805	50.3
El Salvador	18 Mar 2020	09-Jan-22	122,628	-	3,827	-	3.1%	1,900	-	4,486,892	4,164,802	63.9
Nicaragua	18 Mar 2020	04-Jan-22	17,526	-	213	-	1.2%	268		4,941,846	3,038,730	45.3
Bermuda	18 Mar 2020	10-Jan-22	7,880	-	110	-	1.4%	12,328		46,400	45,487	73.3
Haiti	19 Mar 2020	10-Jan-22	26,807	-	780	-	2.9%	238		125,187	75,028	0.7
Dominica	22 Mar 2020	09-Jan-22	7,394	-	47	-	0.6%	10,297		30,806	28,526	39.5
Grenada	22 Mar 2020	11-Jan-22	8,272	501	200	-	2.4%	7,386		41,287	35,457	31.4
Belize	23 Mar 2020	10-Jan-22	36,983	-	607	-	1.6%	9,474	7,146	230,125	199,119	49.2
Turks and Caicos Islands	23 Mar 2020	10-Jan-22	4,094	-	27	-	0.7%	10,720		29,210	27,133	69.2
Saint Kitts and Nevis	24 Mar 2020	09-Jan-22	4,216	-	28	-	0.7%	7,981	7,953	27,741	25,789	48.2
British Virgin Islands	25 Mar 2020	10-Jan-22	4,764	-	40	-	0.8%	15,864		18,432	17,005	55.9
Anguilla	26 Mar 2020	10-Jan-22	1,942	-	6	-	0.3%	14,652		10,079	9,223	61.0
Caribbean Netherlands	01 Apr 2020	10-Jan-22	4,651	-	24	-	0.5%	25,822		19,109	16,736	63.3

	Falkland Islands	03 Apr 2020	06-Jan-22	85	-	-	-	0.0%	3,222		2,632	1,775	50.3
	Saint Pierre and Miquelon	05 Apr 2020	11-Jan-22	268	10	-	-	0.0%	3,822				
	Saint Barthelemy	25 Jul 2020	06-Jan-22	2,363	-	6	-	0.3%	27,964				
EUROPE	France	24 Jan 2020	10-Jan-22	12,205,114	-	125,718	-	1.0%	18,200	20,912	53,069,603	49,975,277	74.1
	Germany	27 Jan 2020	11-Jan-22	7,647,026	61,246	115,274	387	1.5%	9,199	1,140	62,047,137	59,787,106	71.3
	Finland	29 Jan 2020	10-Jan-22	338,615	-	1,666	-	0.5%	6,134	4,137	4,358,732	4,152,783	74.9
	Italy	30 Jan 2020	11-Jan-22	7,659,592	105,248	139,265	-	1.8%	12,703	19,965	48,844,417	44,974,251	74.5
	Russian Federation	31 Jan 2020	11-Jan-22	10,684,204	17,525	317,687	783	3.0%	7,400	2,778	74,240,817	67,260,462	46.1
	Spain	31 Jan 2020	11-Jan-22	7,592,242	134,942	90,383	247	1.2%	16,127	9,977	39,965,876	38,052,240	81.4
	Sweden	31 Jan 2020	10-Jan-22	1,487,291	-	15,385	-	1.0%	14,460		7,771,337	7,430,541	73.1
	United Kingdom of Great Britain	31 Jan 2020	11-Jan-22	14,732,594	115,280	150,609	379	1.0%	22,043	4,535	51,950,528	47,677,951	69.9
	Belgium	05 Feb 2020	11-Jan-22	2,286,532	17,910	28,518	19	1.2%	19,910	6,092	8,921,656	8,811,134	75.8
	Switzerland	25 Feb 2020	11-Jan-22	1,564,461	24,445	12,492	30	0.8%	18,245	9,772	5,989,598	5,848,723	67.1
	Austria	25 Feb 2020	11-Jan-22	1,361,741	11,516	13,872	17	1.0%	15,340	52,950	6,649,958	6,572,143	72.7
	Croatia	25 Feb 2020	11-Jan-22	775,139	7,956	12,956	38	1.7%	19,057	4,382	2,268,738	2,163,069	53.0
	Norway	26 Feb 2020	10-Jan-22	450,908	-	1,350	-	0.3%	8,432	3,995	4,290,227	3,934,565	72.0
	Romania	26 Feb 2020	11-Jan-22	1,857,502	8,861	59,070	43	3.2%	9,596	3,245	7,983,877	7,876,009	41.2
	Estonia	26 Feb 2020	11-Jan-22	255,755	1,980	1,959	3	0.8%	19,279	7,005	846,580	820,596	61.9
	Georgia	26 Feb 2020	11-Jan-22	968,313	5,486	14,264	46	1.5%	26,027	-	1,385,288	1,168,461	29.4
	North Macedonia	26 Feb 2020	11-Jan-22	236,241	1,964	8,055	13	3.4%	11,339	5,715	842,871	816,777	39.2
	Greece	26 Feb 2020	11-Jan-22	1,568,215	32,833	21,559	80	1.4%	14,634	43,258	7,541,632	7,094,507	68.4
	Denmark	27 Feb 2020	11-Jan-22	977,280	20,937	3,408	14	0.3%	16,796	32,101	4,819,995	4,630,450	79.7
	San Marino	27 Feb 2020	09-Jan-22	9,518	-	103	-	1.1%	28,110		24,369	21,685	63.8
	Lithuania	27 Feb 2020	11-Jan-22	547,020	2,778	7,565	11	1.4%	19,629	6,006	1,927,667	1,842,240	68.5
	Netherlands	27 Feb 2020	11-Jan-22	3,400,076	29,039	21,106	18	0.6%	19,616	4,425	13,330,480	12,258,952	71.4
Azerbaijan	27 Feb 2020	11-Jan-22	622,236	673	8,471	14	1.4%	6,208	1,055	5,184,045	4,695,326	45.9	
Belarus	28 Feb 2020	11-Jan-22	709,622	691	5,739	15	0.8%	7,496	2,439	4,905,934	3,570,521	37.8	
Iceland	28 Feb 2020	10-Jan-22	40,037	-	41	-	0.1%	11,081	12,929	289,118	284,335	77.1	
Ireland	28 Feb 2020	11-Jan-22	1,021,303	19,290	5,952	-	0.6%	20,668	11,160	3,900,382	3,846,019	77.2	

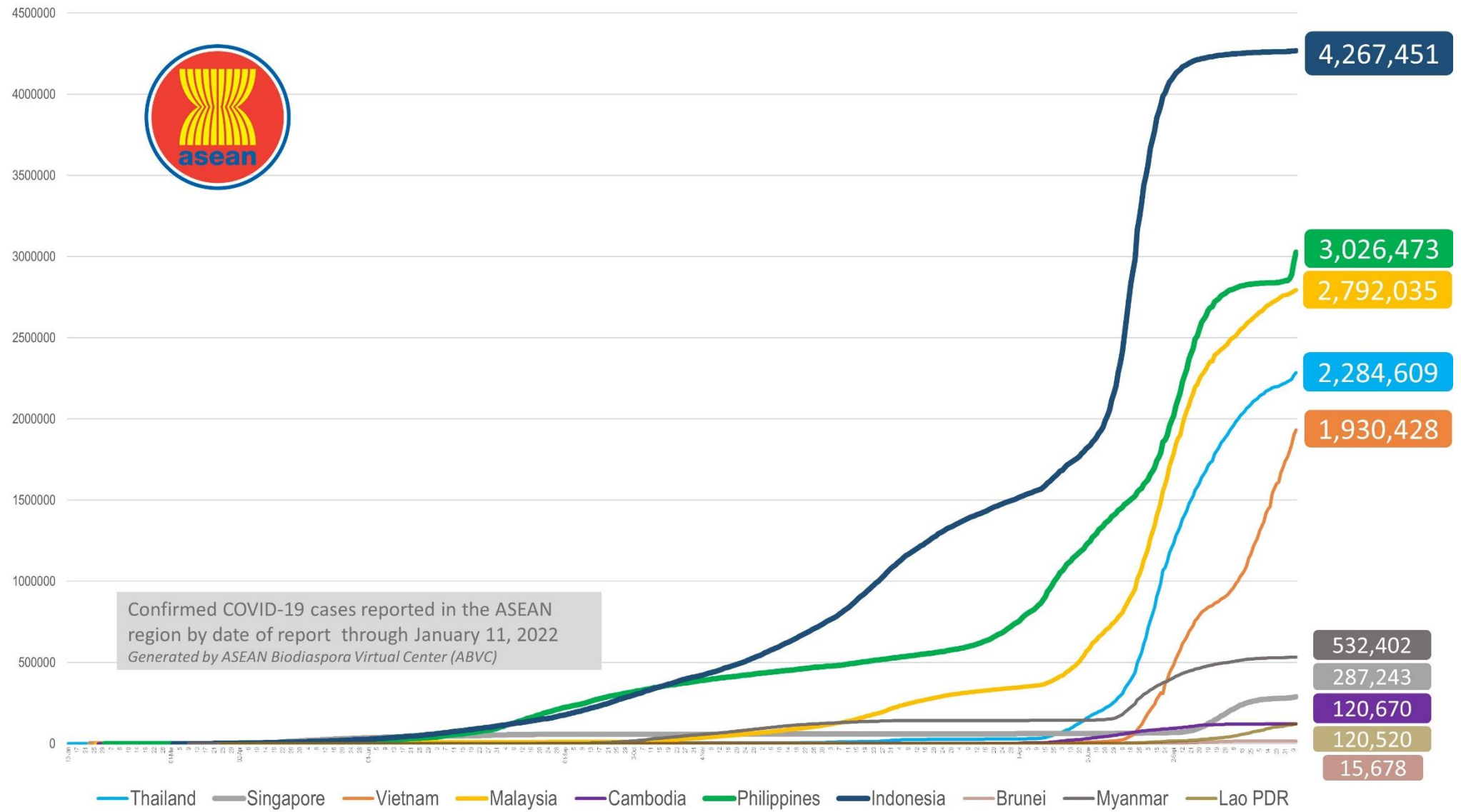
Monaco	29 Feb 2020	11-Jan-22	6,165	78	44	2	0.7%	15,822		26,672	23,308	59.0
Czech Republic	01 Mar 2020	11-Jan-22	2,538,298	7,381	36,683	59	1.4%	23,790	6,792	6,855,980	6,700,424	62.5
Luxembourg	01 Mar 2020	10-Jan-22	117,001	-	930	-	0.8%	18,874	8,131	464,758	429,705	67.7
Armenia	01 Mar 2020	11-Jan-22	346,224	243	8,006	2	2.3%	11,706	2,072	957,870	710,328	23.9
Latvia	02 Mar 2020	11-Jan-22	290,956	2,241	4,668	7	1.6%	15,211	5,733	1,320,707	1,270,817	68.1
Portugal	02 Mar 2020	11-Jan-22	1,693,398	33,340	19,161	28	1.1%	16,490	28,843	9,214,627	9,136,958	89.9
Andorra	02 Mar 2020	11-Jan-22	28,542	559	141	-	0.5%	36,999	10,781	57,085	51,392	66.4
Liechtenstein	03 Mar 2020	11-Jan-22	6,782	66	71	-	1.0%	17,838	5,894	26,224	25,689	67.2
Ukraine	03 Mar 2020	11-Jan-22	3,709,871	5,429	97,544	219	2.6%	8,358	649	14,813,184	14,000,058	32.2
Slovenia	04 Mar 2020	11-Jan-22	498,506	5,217	5,666	4	1.1%	23,875	3,922	1,253,566	1,195,522	57.5
Hungary	04 Mar 2020	11-Jan-22	1,300,994	3,382	40,016	69	3.1%	13,316	2,449	6,292,759	6,027,578	62.6
Poland	04 Mar 2020	11-Jan-22	4,232,386	11,402	100,254	493	2.4%	11,146	2,709	21,846,931	21,240,294	56.2
Faroe Islands	04 Mar 2020	10-Jan-22	7,930	-	15	-	0.2%	16,291	75,776	41,512	40,679	82.9
Bosnia and Herzegovina	05 Mar 2020	11-Jan-22	304,856	2,269	13,673	28	4.5%	9,235	851	882,641	720,631	22.1
Gibraltar	05 Mar 2020	11-Jan-22	10,096	127	100	-	1.0%	29,958		41,199	40,079	119.0
Slovakia	06 Mar 2020	11-Jan-22	866,412	2,595	17,039	50	2.0%	15,886	7,063	2,734,084	2,596,083	47.5
Serbia	06 Mar 2020	11-Jan-22	1,373,237	13,693	12,958	22	0.9%	19,773	3,679	3,316,151	3,220,977	46.9
Vatican City	06 Mar 2020	17-Oct-20	27	-	-	-	0.0%	2,932				
Malta	07 Mar 2020	11-Jan-22	61,255	432	492	5	0.8%	12,186	17,321	449,879	437,118	84.7
Moldova	07 Mar 2020	11-Jan-22	382,124	1,139	10,397	17	2.7%	14,378	-	989,897	987,745	24.6
Bulgaria	08 Mar 2020	10-Jan-22	787,178	-	31,672	-	4.0%	11,284	5,114	1,904,143	1,941,571	28.2
Albania	09 Mar 2020	11-Jan-22	222,664	2,177	3,247	6	1.5%	7,801	-	1,175,177	1,060,267	36.9
Cyprus	09 Mar 2020	11-Jan-22	212,074	3,515	665	4	0.3%	17,694	121,757	650,349	616,931	68.9
Channel Islands	09 Mar 2020	11-Jan-22	10,031	86	30	2	0.3%	15,378		32,969	13,618	21.5
Jersey	10 Mar 2020	11-Jan-22	24,659	450	90	-	0.4%	27,154		81,550	77,133	76.3
Kazakhstan	13 Mar 2020	11-Jan-22	999,654	2,216	13,057	2	1.3%	5,399	-	9,014,952	8,551,099	45.0
Kosovo	13 Mar 2020	11-Jan-22	162,913	236	2,991	-	1.8%	9,080				
Uzbekistan	15 Mar 2020	11-Jan-22	201,155	425	1,501	4	0.7%	599		18,913,506	11,102,403	32.7
Greenland	16 Mar 2020	11-Jan-22	5,996	524	2	-	0.0%	10,664		40,469	38,089	67.0
Montenegro	17 Mar 2020	11-Jan-22	194,695	2,524	2,453	5	1.3%	31,295		284,747	274,227	43.7
Kyrgyzstan	18 Mar 2020	11-Jan-22	186,413	348	2,821	2	1.5%	2,887		1,246,270	1,015,129	15.3

MIDDLE EAST	Isle of Man	19 Mar 2020	11-Jan-22	14,073	39	68	-	0.5%	16,638		68,966	65,799	77.0
	Tajikistan	30 Apr 2020	20-Nov-21	17,095	-	124	-	0.7%	183		3,709,690	2,895,535	29.7
	UAE	29 Jan 2020	11-Jan-22	790,698	2,511	2,177	3	0.3%	8,093	55,123	9,890,319	9,158,435	91.7
	Iran	19 Feb 2020	11-Jan-22	6,210,298	1,961	131,940	25	2.1%	7,490	1,465	60,062,247	52,530,978	61.8
	Israel	21 Feb 2020	11-Jan-22	1,589,106	69,838	8,274	5	0.5%	17,553	30,088	6,630,746	5,971,181	64.3
	Lebanon	21 Feb 2020	11-Jan-22	787,498	6,665	9,311	13	1.2%	11,487	-	2,349,307	1,873,787	27.7
	Kuwait	24 Feb 2020	11-Jan-22	441,999	4,397	2,473	1	0.6%	10,506	7,981	3,344,173	3,228,399	74.6
	Oman	24 Feb 2020	11-Jan-22	308,870	609	4,119	-	1.3%	6,208		3,121,894	2,902,254	55.6
	Bahrain	24 Feb 2020	11-Jan-22	296,253	1,787	1,397	-	0.5%	18,051	19,213	1,207,231	1,183,058	67.7
	Iraq	24 Feb 2020	11-Jan-22	2,100,518	1,610	24,220	8	1.2%	5,343	307	8,667,646	5,879,971	14.3
	Qatar	29 Feb 2020	11-Jan-22	278,698	4,169	621	2	0.2%	9,841	-	2,360,308	2,218,292	75.7
	Saudi Arabia	02 Mar 2020	11-Jan-22	588,183	4,652	8,897	2	1.5%	1,716	3,982	25,120,095	23,346,936	66.1
	Jordan	02 Mar 2020	11-Jan-22	1,085,500	2,930	12,909	16	1.2%	10,746	6,424	4,331,942	3,933,851	38.3
	Palestine	05 Mar 2020	11-Jan-22	473,733	431	4,999	6	1.1%	10,111		2,066,723	1,515,699	29.0
Syria	22 Mar 2020	10-Jan-22	50,527	-	2,930	-	5.8%	296		2,276,557	852,203	4.7	
Yemen	10 Apr 2020	09-Jan-22	10,197	-	1,986	-	19.5%	35		556,652	366,587	1.2	
AFRICA	Egypt	14 Feb 2020	10-Jan-22	393,808	-	21,995	-	5.6%	392		35,914,913	23,557,717	22.6
	Algeria	25 Feb 2020	11-Jan-22	223,196	557	6,363	14	2.9%	518		7,060,737	5,609,040	12.6
	Nigeria	28 Feb 2020	10-Jan-22	248,732	-	3,085	-	1.2%	124	55	10,689,964	4,562,815	2.2
	Tunisia	02 Mar 2020	10-Jan-22	744,967	-	25,670	-	3.4%	6,370	262	6,998,537	6,052,532	50.7
	Morocco	02 Mar 2020	11-Jan-22	1,012,042	7,336	14,927	12	1.5%	2,775	665	24,670,739	23,047,095	61.7
	Senegal	02 Mar 2020	11-Jan-22	80,154	388	1,901	2	2.4%	492	164	1,365,479	994,643	5.8
	South Africa	05 Mar 2020	11-Jan-22	3,534,131	5,668	92,649	119	2.6%	6,035	1,231	19,171,775	16,072,851	26.8
	Cameroon	06 Mar 2020	10-Jan-22	109,666	-	1,853	-	1.7%	424		837,860	663,317	2.4
	Togo	06 Mar 2020	11-Jan-22	34,658	273	258	4	0.7%	429	218	1,399,760	1,040,674	12.3
	Burkina Faso	09 Mar 2020	09-Jan-22	19,636	-	333	-	1.7%	97		1,108,731	725,952	3.4
	Democratic Republic of Congo	10 Mar 2020	08-Jan-22	80,998	-	1,225	-	1.5%	93		270,263	131,316	0.1
	Ivory Coast	11 Mar 2020	10-Jan-22	77,677	-	738	-	1.0%	302	292	4,950,775	2,162,458	8.0
	Reunion	11 Mar 2020	04-Jan-22	85,960	-	419	-	0.5%	11,064				
	Ghana	13 Mar 2020	07-Jan-22	152,243	-	1,332	-	0.9%	501	253	6,275,099	2,573,073	8.1
	Guinea	13 Mar 2020	11-Jan-22	34,852	74	403	2	1.2%	273		2,467,717	1,290,932	9.6
	Gabon	13 Mar 2020	10-Jan-22	44,409	-	295	-	0.7%	2,044	4,168	392,898	173,123	7.6
	Sudan	13 Mar 2020	09-Jan-22	48,355	-	3,340	-	6.9%	113		4,016,849	1,234,386	2.8
	Kenya	13 Mar 2020	11-Jan-22	313,677	1,105	5,462	8	1.7%	597	-	7,130,511	4,486,533	8.2
	Ethiopia	13 Mar 2020	11-Jan-22	448,728	2,460	7,066	24	1.6%	400	156	9,361,640	1,594,491	1.4
	Central African Republic	14 Mar 2020	05-Jan-22	12,454	-	101	-	0.8%	262		509,505	346,270	7.0
Seychelles	14 Mar 2020	11-Jan-22	29,030	2,062	134	-	0.5%	29,736		82,348	78,263	79.1	

Rwanda	14 Mar 2020	11-Jan-22	122,403	661	1,387	3	1.1%	969	2,181	7,722,485	5,528,620	41.6
Namibia	14 Mar 2020	10-Jan-22	152,826	-	3,726	-	2.4%	6,126	1,038	405,410	344,214	13.3
Swaziland	14 Mar 2020	11-Jan-22	67,492	119	1,345	4	2.0%	5,878		341,385	311,347	26.6
Mauritania	14 Mar 2020	11-Jan-22	50,702	1,029	891	3	1.8%	1,120	-	1,450,549	968,079	20.3
Mayotte	14 Mar 2020	10-Jan-22	30,711	-	186	-	0.6%	19,310				
Equatorial Guinea	15 Mar 2020	10-Jan-22	14,871	-	177	-	1.2%	1,097	361	249,276	203,390	14.0
Republic of Congo	15 Mar 2020	09-Jan-22	22,418	-	370	-	1.7%	417		734,721	560,880	9.9
Benin	16 Mar 2020	04-Jan-22	25,522	-	161	-	0.6%	216	-	1,815,764	1,421,442	11.4
Liberia	16 Mar 2020	05-Jan-22	6,851	-	287	-	4.2%	139		1,017,128	984,421	19.0
Tanzania	16 Mar 2020	05-Jan-22	30,564	-	740	-	2.4%	53		2,079,930	1,359,225	2.2
Somalia	16 Mar 2020	01-Jan-22	24,261	-	1,335	-	5.5%	157		1,203,131	810,010	5.0
Gambia	17 Mar 2020	06-Jan-22	10,792	-	343	-	3.2%	460	-	263,056	249,515	10.0
Zambia	17 Mar 2020	11-Jan-22	287,110	2,721	3,825	8	1.3%	1,607	719	806,611	1,332,136	7.0
Mauritius	18 Mar 2020	11-Jan-22	24,364	100	762	-	3.1%	1,925		950,884	914,321	71.8
Djibouti	18 Mar 2020	11-Jan-22	14,415	98	189	-	1.3%	1,481		108,945	97,875	9.8
Niger	19 Mar 2020	10-Jan-22	8,076	-	281	-	3.5%	35		507,223	464,413	1.9
Chad	19 Mar 2020	10-Jan-22	6,556	-	185	-	2.8%	41		285,922	80,663	0.5
Zimbabwe	20 Mar 2020	10-Jan-22	223,000	-	5,180	-	2.3%	1,523	420	4,168,084	3,186,507	21.1
Cape Verde	20 Mar 2020	10-Jan-22	50,959	-	362	-	0.7%	9,266		317,299	260,515	46.4
Madagascar	20 Mar 2020	08-Jan-22	54,101	-	1,117	-	2.1%	201	76	817,386	767,113	2.7
Uganda	21 Mar 2020	09-Jan-22	155,376	-	3,361	-	2.2%	351	120	8,354,808	1,408,222	3.0
Eritrea	21 Mar 2020	11-Jan-22	8,559	140	84	2	1.0%	241				
Angola	21 Mar 2020	10-Jan-22	90,316	-	1,832	-	2.0%	284		8,176,125	4,174,988	12.3
Mozambique	22 Mar 2020	11-Jan-22	212,859	1,868	2,099	3	1.0%	701	-	8,991,420	6,488,993	20.2
Libya	24 Mar 2020	10-Jan-22	394,470	-	5,805	-	1.5%	5,820		1,886,754	865,636	12.4
Guinea-Bissau	25 Mar 2020	10-Jan-22	6,713	-	149	-	2.2%	349		391,320	23,145	1.2
Mali	25 Mar 2020	11-Jan-22	26,513	502	675	-	2.5%	135		942,853	545,403	2.6
Botswana	30 Mar 2020	10-Jan-22	232,432	-	2,497	-	1.1%	10,090	-	1,171,577	1,034,735	43.2
Sierra Leone	31 Mar 2020	10-Jan-22	7,454	-	125	-	1.7%	95		747,044	385,232	4.7
Burundi	31 Mar 2020	08-Jan-22	35,500	-	14	-	0.0%	308		5,474	3,533	0.0
Malawi	02 Apr 2020	11-Jan-22	80,867	598	2,427	7	3.0%	434	-	1,498,758	740,970	3.8
South Sudan	05 Apr 2020	09-Jan-22	16,253	-	136	-	0.8%	147	-	245,004	199,740	1.8
Sao Tome and Principe	06 Apr 2020	11-Jan-22	5,052	136	65	2	1.3%	2,349		86,396	51,216	22.9
Comoros	30 Apr 2020	10-Jan-22	7,655	-	158	-	2.1%	900		335,408	246,139	27.7
Lesotho	13May 2020	09-Jan-22	31,106	-	683	-	2.2%	1,464		648,817	641,007	29.7
			297,713,031	1,690,088	5,211,226	5,798	1.8%					

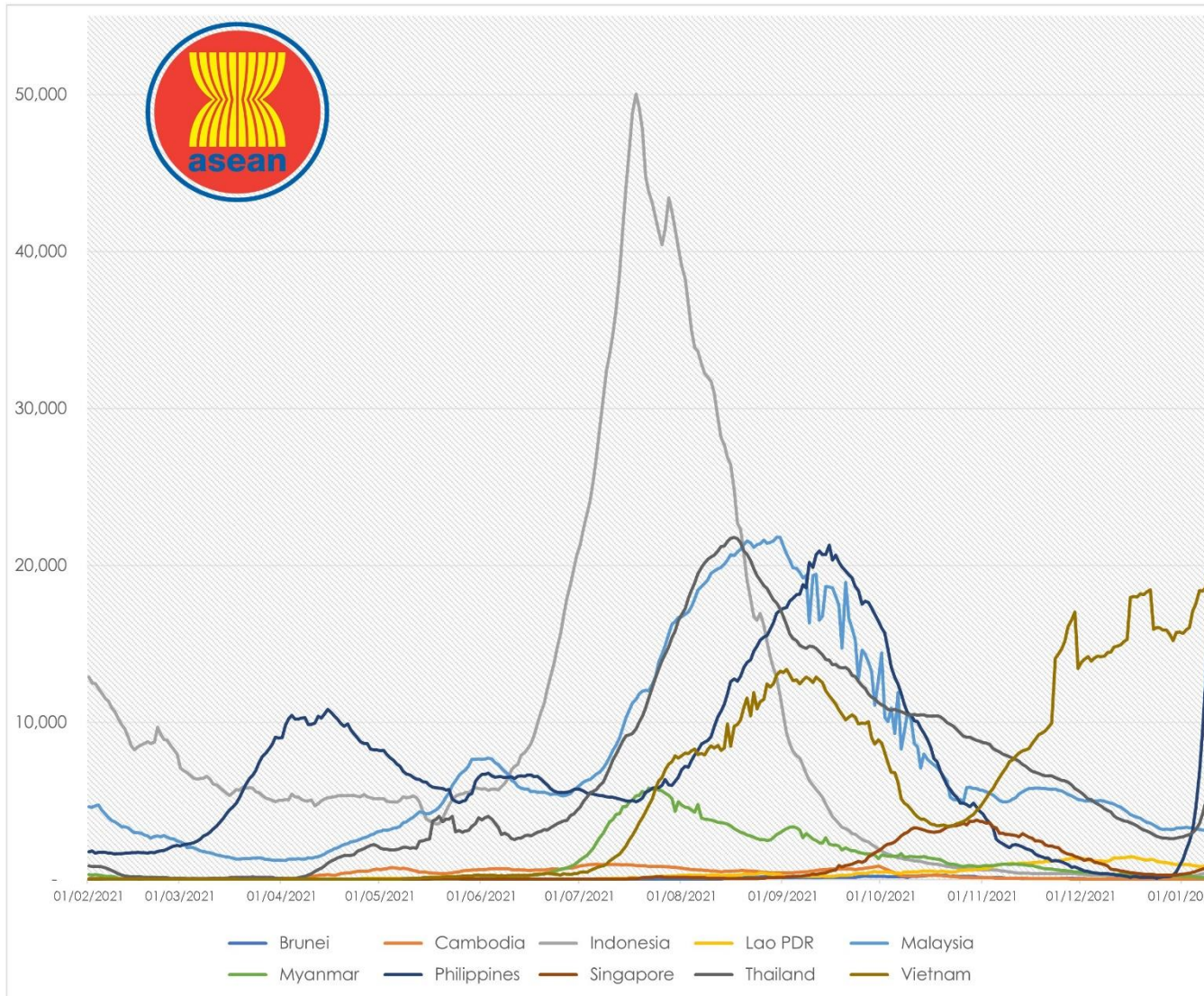
COVID-19 Epi curve among ASEAN Countries

as of 11 January 2022



7-Day Rolling Average of COVID-19 new cases

as of 11 January 2022

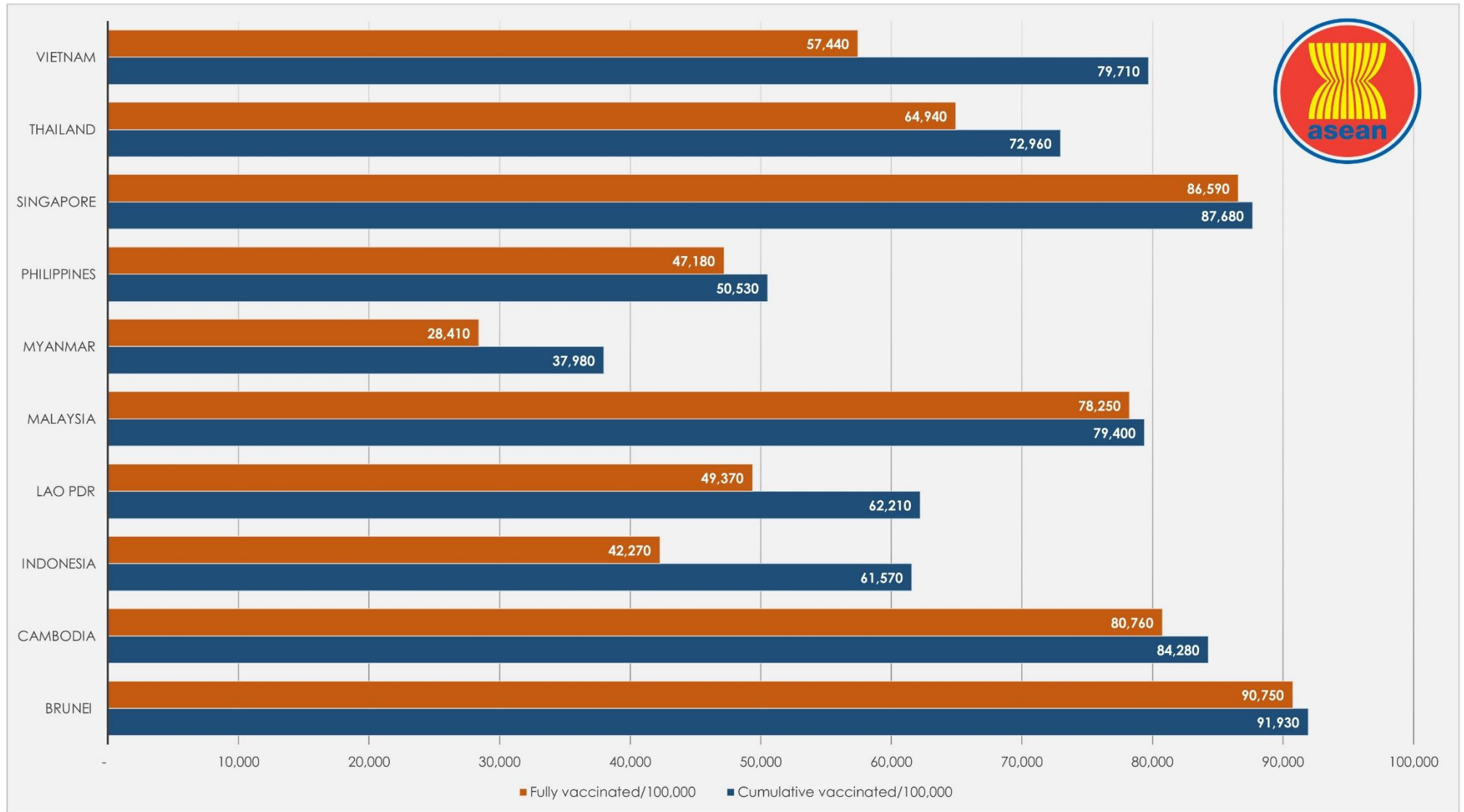


ASEAN Country	New Cases Rate of Change 7-Day Window*	P-value
Brunei	2.72	0.001
Cambodia	2.01	0
Indonesia	43.55	0
Lao PDR	12.86	0.056
Malaysia	-60.55	0.046
Myanmar	-0.12	0.958
Philippines	3250.69	0
Singapore	36.74	0.026
Thailand	669.98	0
Vietnam	213.13	0.078

**Beta coefficient of linear line of best fit; equal to the rate of change in the 7-day rolling average of new cases over the past 7 days (as of January 11, 2022)


COVID-19 Vaccination Status

as of 11 January 2022



Outlook Assessment

as of 9 January 2022

 ASEAN MEMBER STATE	REQUIREMENT							
	At least 80% of the high-risk population has been vaccinated with at least one dose of a COVID-19 vaccine.		At least 65% of the total population has a level of immunity to COVID-19; either recovered from COVID-19 or have been vaccinated with at least one dose of a COVID-19 vaccine.		Case levels are generally low (a 7-day rolling average number of daily new cases that is <10 cases per 100,000, with each day's past-14-day test positivity is consistently <5%).		Government Policy on containment and health (strictness and comprehensiveness in COVID-19 related government policies)	
	% of High risk population fully vaccinated	Population vaccinated/day (7-day average)	% of Total population fully vaccinated	Population vaccinated/day (7-day average)	Daily cases/100,000	Test positivity last 14 days	Containment and health index score - Oxford COVID-19 Government Response Tracker (OxCGRT)	Change over the past 30 days
Brunei	≥90.0	0.83%/day	≥ 90.0	Unknown	5.67	Unknown	67.9/100	-5.9
Cambodia	≥90.0	0%/day	86.8	0.02%/day	0.10	Unknown	55.4/100	0.0
Indonesia	≥90.0	0%/day	44.7	0.22%/day	0.17	0.2	63.4/100	+3.2
Lao PDR	≥90.0	0%/day	53.9	Unknown	12.13	33.5	68.2/100	0.0
Malaysia	≥90.0	0%/day	78.7	0.01%/day	9.76	2.8	55.7/100	-1.8
Myanmar	82.5	unknown-	29.4	Unknown	0.27	1.1	71.2/100	0.0
Philippines	≥90.0	0%/day	50.7	0.67%/day	18.86	18.9	80.1/100	0.0
Singapore	≥90.0	0%/day	83.7	0.03%/day	14.13	1.8	64.3/100	0.0
Thailand	≥90.0	0%/day	66.0	unknown	9.23	7.3	55.4/100	0.0
Vietnam	65.0	unknown	60.8	unknown	17.86	17.1	74.4/100	0.0



Report generated by
ASEAN Biodiaspora Virtual Center (ABVC)
 in collaboration with **Bluedot Inc.**
 Email: support@biodiaspora.org

