

COVID-19 Situational Report in the ASEAN Region

ASEAN Biodiaspora Virtual Center (ABVC)

as of October 11, 2021



Canada



COVID-19: Highlights and Situation Overview

Global Update

- Worldwide, there have been over 239 million cases and over 4 million deaths attributed to COVID-19.
- According to the World Health Organization (WHO), as of October 3, the global numbers of weekly COVID-19 cases and deaths have declined, contributing to the continuous downward trend since August. The European Region was the only region to report a similar number of new cases as compared to last week, while all other regions reported a decline in the number of new cases. The Regions of the Americas and Europe reported a similar number of weekly deaths as compared to the previous week, while all other regions reported a decline greater than 10%. The African Region reported just under 1,900 new deaths, which is a 25% decrease as compared to the previous week, marking the largest decrease of all regions. Based on the BlueDot COVID-19 Data Suite, as of October 7, the top five countries with the highest seven-day rolling average number of daily new cases are the United States, United Kingdom, Turkey, Russia, and India. The top five countries/territories with the highest seven-day rolling average number of daily new cases per million population are Anguilla, Serbia, Saint Kitts and Nevis, French Guiana, and Dominica.
- As of October 7, North and Central America remains the region with the largest proportion of countries (27%, or 11 out of 41) with a high incidence rate (>350 cases per 100,000 over the past 14 days) and a stable or increasing trend in daily new cases over the last seven days. Oceania has the highest proportion of countries (25%, or four out of 16) with a low (≤ 140 cases) to moderate (140.1 - 350 cases) incidence rate and an increasing trend in new cases over the last seven days. Africa is the continent with the highest proportion of countries (82%, or 46 out of 56) reporting a low incidence rate (≤ 140 cases) with a stable or decreasing trend in new cases, followed closely again by South America (71%, 10 out of 14).

Regional Update

- Singapore's Ministry of Health (MOH) announced that those who are not fully vaccinated will not be allowed entry into malls, large standalone stores, attractions, hawker centers and coffee shops starting October 13. Supermarkets that are large standalone stores are exempted, so unvaccinated shoppers can still go there. Children aged 12 years and below, recovered COVID-19 patients, and unvaccinated individuals with a valid negative pre-event test result are also exempted. The new rules mean that only fully vaccinated people, in groups of up to two, will be allowed to eat out at hawker centers and coffee shops, just as it is for all other regular food and beverage establishments. Similarly, only fully vaccinated people, in groups of up to two, will be allowed into malls, large standalone stores and attractions.
- Brunei reported 381 new COVID-19 cases on Sunday (October 11), a record daily rise, bringing the national tally to 8,980. According to Brunei's Ministry of Health, all the new cases are local infections. In the daily Covid-19 situation update, the health minister said there are 195 additional new cases to 25 of the existing active clusters who are close contacts with several positive cases. Five new clusters have been detected, with 60 cases. All of the new clusters are accommodation clusters where one of it, namely Destiny Jaya Sdn Bhd Cluster is a worker dormitory. One cluster has been closed following no new detected cases in the cluster for 28 days. Therefore, the current total active clusters are 160 clusters. Meanwhile, 126 new cases are still being investigated to determine the source of the infection.

Vaccine Update

- A total of 10 countries account for 70% of all vaccinations administered globally as of October 7. The top five countries/territories with the highest number of cumulative people vaccinated with at least one dose per 100,000 population are Gibraltar (118,590), Palau (99,550), United Arab Emirates (93,940), Portugal (88,100), and Cuba (84,160). Conversely, the top five countries with the lowest number of cumulative people vaccinated with at least one dose per 100,000 population are the Democratic Republic of the Congo (110), Haiti (460), South Sudan (680), Madagascar (690), and Chad (730)..
- Malaysia's Special Committee on COVID-19 Vaccine Supply (JKJAV) reported that a total of 21,073,482 individuals or 90% of the adult population in the country have completed their COVID-19 vaccination as of October 10. The Health Ministry's CovidNow site reported that 22,185,520 individuals have received at least the first dose of the vaccine. It also showed that that 5.2% or 1,224,080 individuals over 18-years-old in the country have yet to receive the COVID-19 jabs. On October 10, a total of 129,518 doses of vaccine were administered nationwide wherein 31,932 people received the first dose and 97,586 received the second dose. A total of 45,650,714 doses of COVID-19 vaccines have been administered since the COVID-19 National Immunization Programme (NIP) was rolled out on February 24. The Health Ministry has also projected that 80% of the population will be fully vaccinated by November 16. As for adolescents aged 12 to 17, a total 231,714 or 7.4% of the age group have been fully inoculated with the COVID-19 vaccine. Under the programme, 64.8% or 2,040,144 of adolescents have received the first dose while 27.8% or 875,642 have yet to receive any vaccine doses. The NIP for adolescents is estimated to reach 80% of fully inoculated individuals by November 4. Overall, authorities have projected that Malaysia will achieve an 80% fully vaccinated population involving both adults and adolescents by November 23.
- Vietnam's Ministry of Health will begin vaccinating children aged between 12 and 17 years old against COVID-19 later this month before expanding the vaccination to younger age groups. According to health authority, a large amount of the Pfizer COVID-19 vaccine doses will arrive in Vietnam in the near future (out of its order for 51 million doses scheduled to arrive mostly in this quarter, 20 million will be reserved for children), adding that Vietnam is now waiting for Cuba's data on child vaccines for consideration. Cuba has developed two homegrown vaccines, Abdala for adults, and Soberana for children. Vietnam has signed a deal to buy five million doses of Abdala vaccines, and a memorandum of understanding for the purchase of five million doses of Soberana once it has sufficient information from Cuba needed for conditional approval. As of October 8, 51.4 million doses had been administered wherein 52.3% of which have received at least one dose of COVID-19 vaccine.
- Brunei's Ministry of Health reported that 328,431 individuals or 72.4% of Brunei's population have received at least the first dose of COVID-19 vaccine while 211,380 individuals or 46.6% have completed the vaccination regime. The data was announced by Minister of Health during the daily press conference in the capital on Sunday night (October 10).

Travel Advisories (new update/s)

- Malaysia: The government has officially announced the lifting of full interstate travel restrictions starting today (October 11). The government has allowed interstate travel for those who have been fully vaccinated without the need to apply for permission from the authorities. According to the National Security Council, complete vaccinations are defined as those who have passed 14 days from the day they received their second dose for vaccines requiring two shots (Pfizer, AstraZeneca, Moderna, Sinopharm and Sinovac). As for vaccines requiring only one shot (Johnson & Johnson and CanSino), complete vaccination is defined as those who have passed 28 days upon receiving their shots.

- Singapore: Singapore is opening its borders to more countries for quarantine-free travel. Starting October 19, fully vaccinated individuals from eight countries, including Britain, France, Spain and the United States, will be able to enter the island without quarantining if they pass their COVID-19 tests. Singapore's travel program for fully vaccinated people began in September with Germany and Brunei, and will include South Korea from next month. According to a government authority, Singapore is discussing two-way quarantine-free travel with several more countries.

Cases and Deaths as of 11 October 2021

- As of 11 October 2021 (2PM, GMT+8), worldwide, there were **239,004,429** confirmed cases, including **4,872,719** deaths. Globally, Case Fatality Rate (CFR) was **2.0**.
- In **China**, there were **125,031** confirmed cases with **5,695** deaths, including deaths in Hong Kong (213) and Taiwan (846). Confirmed cases in China include confirmed cases in Hong Kong (12,262), Macau (77), and Taiwan (16,294). CFR was **4.6**.
- **12,523,399 confirmed cases** of COVID-19 have been reported in the ASEAN region with a total of **268,669 deaths**, with a CFR of **2.1**.

REGION	COUNTRY	FIRST CONFIRMED CASE(S)	LATEST REPORT ON CONFIRMED CASE(S)	TOTAL CONFIRMED CASES	NEW CASES (7-DAY ROLLING AVERAGE)	TOTAL DEATHS	NEW DEATHS (7-DAY ROLLING AVERAGE)	CASE FATALITY RATE	CUMULATIVE CASES/ 100,000	NUMBER OF TESTS LAST 14 DAYS/ 100,000	CUMULATIVE VACCINATED	CUMULATIVE FULLY VACCINATED	FULLY VACCINATED / 100
ASEAN REGION	Brunei	10-Mar-20	10-Oct-21	8,980	381 (181)	64	1 (1)	0.7%	2,073		319,711	206,482	46.8
	Cambodia	27-Jan-20	10-Oct-21	114,810	239 (222)	2,506	24 (18)	2.2%	696	-	13,456,872	11,136,261	65.7
	Indonesia	02-Mar-20	10-Oct-21	4,227,932	894 (1,235)	142,651	39 (68)	3.4%	1,562	-	99,373,294	56,908,664	20.6
	Lao PDR	24-Mar-20	10-Oct-21	28,540	508 (475)	26	2 (1)	0.1%	398	703	2,983,763	2,080,368	28.2
	Malaysia	25-Jan-20	09-Oct-21	2,332,221	- (9,103)	27,265	- (100)	1.2%	7,300	-	24,425,756	21,207,610	64.7
	Myanmar	23-Mar-20	10-Oct-21	478,651	1,318 (1,455)	18,134	30 (36)	3.8%	886	246	8,390,746	3,872,956	7.1
	Philippines	30-Jan-20	10-Oct-21	2,666,562	12,112 (10,452)	39,624	119 (122)	1.5%	2,466	552	25,195,827	22,874,013	20.6
	Singapore	23-Jan-20	10-Oct-21	124,157	3,703 (3,196)	153	11 (7)	0.1%	2,177	15,881	4,711,200	4,600,348	78.0
	Thailand	13-Jan-20	10-Oct-21	1,710,884	10,817 (10,493)	17,691	84 (97)	1.0%	2,457	-	34,188,488	22,460,213	32.1
Vietnam	23-Jan-20	10-Oct-21	839,662	3,528 (4,441)	20,555	113 (120)	2.4%	870	971	37,725,480	14,242,628	14.5	
				12,532,399	33,500	268,669	423	2.1%					

- **226,346,999 confirmed cases** of COVID-19 have been reported in **222 countries/states** (other than China, Hong Kong, Taiwan, Macau, and ASEAN countries):

REGION	COUNTRY	FIRST CONFIRMED CASE(S)	LATEST REPORT ON CONFIRMED CASE(S)	TOTAL CONFIRMED CASES	NEW CASES	TOTAL DEATHS	NEW DEATHS	CASE FATALITY RATE	CUMULATIVE CASES/ 100,000	NUMBER OF TESTS LAST 14 DAYS/ 100,000	CUMULATIVE IMMUNIZED	CUMULATIVE FULLY VACCINATED	FULLY VACCINATED/ 100
ASIA PACIFIC	Japan	16 Jan 2020	10-Oct-21	1,711,750	553	17,867	3	1.0%	1,356	571	92,174,332	79,952,726	63.4
	South Korea	20 Jan 2020	10-Oct-21	331,519	1,594	2,575	15	0.8%	641	813	39,909,124	30,322,197	59.1
	Nepal	24 Jan 2020	10-Oct-21	802,198	565	11,231	10	1.4%	2,804	330	8,127,262	6,446,957	21.7
	Australia	25 Jan 2020	10-Oct-21	127,470	2,388	1,432	11	1.1%	497	8,365	17,657,076	12,883,681	50.0

Sri Lanka	27 Jan 2020	10-Oct-21	526,383	904	13,331	35	2.5%	2,414	353	14,684,749	12,255,004	57.0	
India	30 Jan 2020	10-Oct-21	33,971,293	19,018	450,814	193	1.3%	2,486	1,229	679,245,181	263,788,737	18.9	
Afghanistan	24 Feb 2020	10-Oct-21	155,508	42	7,225	4	4.6%	409		828,601	430,744	1.1	
Pakistan	26 Feb 2020	10-Oct-21	1,257,955	767	28,106	19	2.2%	581	273	63,046,740	32,723,061	14.5	
New Zealand	28 Feb 2020	10-Oct-21	4,624	61	28	-	0.6%	94	4,341	3,400,750	2,220,329	45.7	
Bhutan	05 Mar 2020	05-Oct-21	2,613	-	3	-	0.1%	342	2,238	584,977	498,294	63.9	
Maldives	07 Mar 2020	09-Oct-21	85,465	-	234	-	0.3%	16,097	7,698	392,887	344,123	63.3	
Bangladesh	08 Mar 2020	10-Oct-21	1,562,359	481	27,688	14	1.8%	958	149	35,513,117	17,767,531	10.7	
Mongolia	10 Mar 2020	10-Oct-21	325,390	2,068	1,436	17	0.4%	10,089	2,767	2,252,459	2,132,912	64.1	
Turkey	10 Mar 2020	10-Oct-21	7,444,552	28,370	66,180	196	0.9%	8,923	4,684	54,467,941	46,156,214	54.3	
French Polynesia	12 Mar 2020	07-Oct-21	46,538	-	626	-	1.3%	16,663		153,079	141,882	50.2	
Guam	15 Mar 2020	09-Oct-21	16,109	-	212	-	1.3%	9,629		129,148	116,107	70.0	
New Caledonia	17 Mar 2020	10-Oct-21	9,166	66	200	4	2.2%	3,185		153,060	98,491	34.2	
Fiji	18 Mar 2020	10-Oct-21	51,499	16	653	-	1.3%	5,787	-	593,442	462,441	51.2	
Papua New Guinea	21 Mar 2020	07-Oct-21	22,413	-	245	-	1.1%	255	-	133,741	61,221	0.7	
Timor Leste	21 Mar 2020	10-Oct-21	19,673	12	119	-	0.6%	1,521	-	468,339	293,317	21.8	
Northern Mariana Islands	28 Mar 2020	28-May-21	183	-	2	-	1.1%	320		35,953	34,368	60.4	
North Korea	24 Jul 2020	25-Jul-20	1	-	-	-	0.0%	0					
Solomon Islands	03 Oct 2020	16-Apr-21	20	-	-	-	0.0%	3		104,760	25,444	3.6	
Wallis et Futuna	17 Oct 2020	06-May-21	445	-	7	-	1.6%	2,777		5,679	5,164	46.6	
Marshall Islands	26 Oct 2020	17-Nov-20	4	-	-	-	0.0%	7		22,921	20,032	34.3	
Vanuatu	11 Nov 2020	21-Apr-21	4	-	1	-	25.0%	1		49,639	24,105	7.7	
Samoa	18 Nov 2020	12-Feb-21	3	-	-	-	0.0%	2		114,698	57,618	28.8	
Micronesia	11 Jan 2021	11-Jan-21	1	-	-	-	0.0%	1		45,024	39,174	37.8	
Palau	31 May 2021	08-Oct-21	8	-	-	-	0.0%	44		17,880	15,561	86.9	
AMERICAS	USA	21 Jan 2020	10-Oct-21	45,184,449	5,240	733,068	10	1.6%	13,766	3,016	216,889,814	187,215,471	55.7

Canada	25 Jan 2020	10-Oct-21	1,658,987	1,727	28,203	8	1.7%	4,365	3,016	29,621,037	27,398,855	72.0
Brazil	26 Feb 2020	09-Oct-21	21,572,020	-	601,135	-	2.8%	10,187	-	154,202,574	98,653,914	46.1
Mexico	28 Feb 2020	09-Oct-21	3,720,545	-	281,958	-	7.6%	2,916	142	66,225,915	48,166,370	37.0
Saint Martin	01 Mar 2020	07-Oct-21	3,789	-	55	-	1.5%	9,971				
Ecuador	01 Mar 2020	07-Oct-21	511,699	-	32,836	-	6.4%	2,945	158	11,350,433	9,918,613	55.5
Dominican Republic	01 Mar 2020	10-Oct-21	365,558	495	4,067	-	1.1%	3,404	-	6,130,558	4,970,581	45.4
Chile	03 Mar 2020	10-Oct-21	1,662,433	1,063	37,564	10	2.3%	8,772	3,142	15,929,306	14,215,932	74.0
Argentina	03 Mar 2020	09-Oct-21	5,265,528	-	115,458	-	2.2%	11,717	632	30,222,669	23,673,529	51.9
Peru	05 Mar 2020	09-Oct-21	2,183,589	-	199,641	-	9.1%	6,717	-	16,589,421	12,326,339	37.0
Costa Rica	06 Mar 2020	08-Oct-21	544,021	-	6,612	-	1.2%	10,778	744	3,470,013	2,290,280	44.6
Colombia	06 Mar 2020	09-Oct-21	4,970,718	-	126,585	-	2.5%	9,874	933	27,722,308	18,308,930	35.7
French Guiana	06 Mar 2020	08-Oct-21	42,543	-	286	-	0.7%	21,760				
Martinique	06 Mar 2020	29-Sep-21	41,129	-	608	-	1.5%	9,501				
Paraguay	07 Mar 2020	09-Oct-21	460,190	-	16,206	-	3.5%	6,532	232	2,838,640	1,998,274	27.7
Panama	10 Mar 2020	09-Oct-21	468,963	-	7,264	-	1.5%	11,044	1,304	2,947,820	2,309,258	52.7
Bolivia	10 Mar 2020	09-Oct-21	503,735	-	18,795	-	3.7%	4,375	304	4,357,421	3,465,762	29.3
Honduras	11 Mar 2020	06-Oct-21	369,030	-	9,949	-	2.7%	3,786		3,336,972	2,481,005	24.7
Cuba	11 Mar 2020	10-Oct-21	918,383	3,604	7,851	39	0.9%	8,103	-	9,613,466	5,868,567	51.9
Guyana	11 Mar 2020	08-Oct-21	33,566	-	835	-	2.5%	4,288		365,274	218,120	27.6
Jamaica	12 Mar 2020	09-Oct-21	85,905	-	1,995	-	2.3%	2,914	486	546,125	302,839	10.2
St Vincent and the Grenadines	12 Mar 2020	07-Oct-21	3,965	-	33	-	0.8%	3,585		20,830	13,556	12.2
Saint Lucia	13 Mar 2020	09-Oct-21	11,970	-	224	-	1.9%	6,548		47,703	35,745	19.4
Trinidad and Tobago	13 Mar 2020	09-Oct-21	52,480	-	1,540	-	2.9%	3,762	621	595,269	543,262	38.7
Venezuela	13 Mar 2020	09-Oct-21	382,266	-	4,606	-	1.2%	1,341		9,926,613	6,190,629	21.6
Guatemala	13 Mar 2020	09-Oct-21	578,809	-	13,986	-	2.4%	3,486	830	4,805,693	2,767,951	15.2
Uruguay	13 Mar 2020	09-Oct-21	389,935	-	6,063	-	1.6%	11,264	2,713	2,742,756	2,595,976	74.5
Curacao	13 Mar 2020	09-Oct-21	16,777	-	168	-	1.0%	10,649		98,611	90,207	54.7
Puerto Rico	13 Mar 2020	09-Oct-21	182,397	-	3,189	-	1.7%	5,711		2,556,161	2,282,791	71.5
Suriname	13 Mar 2020	09-Oct-21	44,270	-	960	-	2.2%	7,615		236,318	178,735	30.2
Antigua and Barbuda	13 Mar 2020	09-Oct-21	3,738	-	91	-	2.4%	3,849	-	53,958	43,873	44.4

Guadeloupe	13 Mar 2020	06-Oct-21	53,734	-	721	-	1.3%	12,130					
Cayman Islands	13 Mar 2020	08-Oct-21	960	-	2	-	0.2%	1,478		55,530	55,530	83.5	
Aruba	14 Mar 2020	09-Oct-21	15,626	-	169	-	1.1%	14,698		81,761	75,595	70.5	
Bahamas	15 Mar 2020	07-Oct-21	21,580	-	590	-	2.7%	5,541	665	129,121	100,098	25.2	
US Virgin Islands	16 Mar 2020	09-Oct-21	6,950	-	73	-	1.1%	6,518		54,530	47,592	45.5	
Sint Maarten	17 Mar 2020	10-Oct-21	4,403	8	69	1	1.6%	10,809		25,891	23,819	54.9	
Montserrat	17 Mar 2020	09-Oct-21	41	-	1	-	2.4%	439		1,483	1,388	27.9	
Barbados	17 Mar 2020	09-Oct-21	10,667	-	90	-	0.8%	3,716		140,159	109,785	38.2	
El Salvador	18 Mar 2020	09-Oct-21	107,335	-	3,381	-	3.1%	1,663	-	4,173,627	3,544,315	54.4	
Nicaragua	18 Mar 2020	05-Oct-21	15,134	-	205	-	1.4%	231		671,784	328,206	4.9	
Bermuda	18 Mar 2020	08-Oct-21	5,501	-	89	-	1.6%	8,606		44,573	43,150	69.5	
Haiti	19 Mar 2020	09-Oct-21	22,382	-	636	-	2.8%	199		52,788	22,773	0.2	
Dominica	22 Mar 2020	09-Oct-21	4,006	-	26	-	0.6%	5,579		26,294	21,797	30.2	
Grenada	22 Mar 2020	08-Oct-21	5,591	-	173	-	3.1%	4,992		34,535	24,450	21.6	
Belize	23 Mar 2020	07-Oct-21	22,187	-	427	-	1.9%	5,684	4,693	199,932	144,531	35.7	
Turks and Caicos Islands	23 Mar 2020	09-Oct-21	2,895	-	23	-	0.8%	7,580		27,446	24,928	63.6	
Saint Kitts and Nevis	24 Mar 2020	08-Oct-21	2,361	-	17	-	0.7%	4,470	10,749	25,946	22,809	42.6	
British Virgin Islands	25 Mar 2020	06-Oct-21	2,725	-	37	-	1.4%	9,074		17,570	15,360	50.5	
Anguilla	26 Mar 2020	08-Oct-21	544	-	1	-	0.2%	4,104		9,548	9,156	60.5	
Caribbean Netherlands	01 Apr 2020	08-Oct-21	2,217	-	19	-	0.9%	12,308		19,109	16,736	63.3	
Falkland Islands	03 Apr 2020	06-Oct-21	68	-	-	-	0.0%	2,578		2,632	1,775	50.3	
Saint Pierre and Miquelon	05 Apr 2020	04-Oct-21	32	-	-	-	0.0%	456					
Saint Barthelemy	25 Jul 2020	07-Oct-21	1,587	-	6	-	0.4%	18,781					
EUROPE	France	24 Jan 2020	10-Oct-21	7,056,511	3,991	117,052	8	1.7%	10,523		50,555,192	44,927,078	66.5
	Germany	27 Jan 2020	10-Oct-21	4,344,711	5,952	95,033	17	2.2%	5,226	1,082	56,970,515	54,234,240	64.6
	Finland	29 Jan 2020	08-Oct-21	145,679	-	1,096	-	0.8%	2,639	1,790	4,161,888	3,619,875	65.2
	Italy	30 Jan 2020	10-Oct-21	4,700,316	2,278	131,301	27	2.8%	7,795	5,051	45,737,346	41,649,298	69.0
	Russian Federation	31 Jan 2020	10-Oct-21	7,775,365	28,647	216,415	962	2.8%	5,386	4,746	49,353,510	44,935,954	30.8

Spain	31 Jan 2020	08-Oct-21	4,973,619	-	86,778	-	1.7%	10,565	1,367	37,788,299	36,867,685	78.9
Sweden	31 Jan 2020	07-Oct-21	1,157,822	-	14,864	-	1.3%	11,257		7,188,306	6,721,017	66.2
United Kingdom of Great Britain	31 Jan 2020	10-Oct-21	8,154,306	33,593	137,735	38	1.7%	12,201	13,335	49,132,678	45,135,589	66.2
Belgium	05 Feb 2020	09-Oct-21	1,261,102	-	25,675	-	2.0%	10,981	3,975	8,618,126	8,451,042	72.7
Switzerland	25 Feb 2020	08-Oct-21	848,416	-	11,133	-	1.3%	9,894	3,985	5,581,779	5,144,426	59.0
Austria	25 Feb 2020	10-Oct-21	761,218	1,675	11,096	6	1.5%	8,575	37,758	5,786,193	5,477,834	60.6
Croatia	25 Feb 2020	10-Oct-21	417,858	908	8,772	9	2.1%	10,273	2,314	1,852,552	1,735,022	42.5
Norway	26 Feb 2020	10-Oct-21	193,414	139	871	-	0.5%	3,617	1,859	4,181,765	3,686,745	67.5
Romania	26 Feb 2020	10-Oct-21	1,356,640	10,400	39,420	211	2.9%	7,009	4,654	6,098,260	5,521,333	28.9
Estonia	26 Feb 2020	10-Oct-21	164,618	815	1,394	-	0.8%	12,409	4,952	765,305	622,424	47.0
Georgia	26 Feb 2020	10-Oct-21	634,053	2,490	9,246	25	1.5%	17,043	5,376	998,444	864,309	21.7
North Macedonia	26 Feb 2020	10-Oct-21	194,891	316	6,831	14	3.5%	9,354	-	794,612	745,415	35.8
Greece	26 Feb 2020	10-Oct-21	676,799	1,320	15,135	30	2.2%	6,316	20,083	6,496,970	6,243,934	60.2
Denmark	27 Feb 2020	10-Oct-21	363,900	544	2,669	-	0.7%	6,254	6,057	4,460,485	4,383,736	75.4
San Marino	27 Feb 2020	04-Oct-21	5,444	-	91	-	1.7%	16,078		21,768	24,440	71.9
Lithuania	27 Feb 2020	10-Oct-21	351,939	1,910	5,231	22	1.5%	12,629	6,417	1,765,873	1,634,731	60.8
Netherlands	27 Feb 2020	10-Oct-21	2,023,691	2,258	18,204	-	0.9%	11,675	656	12,876,117	11,605,975	67.6
Azerbaijan	27 Feb 2020	10-Oct-21	492,179	1,032	6,664	10	1.4%	4,910	816	4,877,452	4,085,493	40.0
Belarus	28 Feb 2020	10-Oct-21	557,772	1,979	4,289	14	0.8%	5,892	1,857	2,234,696	1,627,673	17.2
Iceland	28 Feb 2020	08-Oct-21	12,147	-	33	-	0.3%	3,362	4,140	282,036	277,210	80.7
Ireland	28 Feb 2020	10-Oct-21	403,157	1,384	5,280	-	1.3%	8,159	4,380	3,777,477	3,697,101	74.2
Monaco	29 Feb 2020	08-Oct-21	3,331	-	33	-	1.0%	8,549		26,672	23,308	59.0
Czech Republic	01 Mar 2020	10-Oct-21	1,699,743	669	30,501	2	1.8%	15,931		6,107,220	6,000,460	56.0
Luxembourg	01 Mar 2020	08-Oct-21	79,018	-	836	-	1.1%	12,747	3,492	419,813	399,522	62.9
Armenia	01 Mar 2020	10-Oct-21	272,356	1,151	5,549	20	2.0%	9,208	2,782	264,695	143,840	4.9
Latvia	02 Mar 2020	10-Oct-21	171,276	1,359	2,801	7	1.6%	8,954	-	950,757	887,271	47.5
Portugal	02 Mar 2020	10-Oct-21	1,075,312	499	18,041	7	1.7%	10,471	4,618	8,957,792	8,729,560	85.9
Andorra	02 Mar 2020	08-Oct-21	15,291	-	130	-	0.9%	19,822	2,125	54,312	47,720	61.7
Liechtenstein	03 Mar 2020	09-Oct-21	3,460	-	60	-	1.7%	9,101	4,485	24,604	22,995	60.1
Ukraine	03 Mar 2020	10-Oct-21	2,541,257	11,344	58,493	162	2.3%	5,725	1,054	7,529,594	6,115,249	14.1

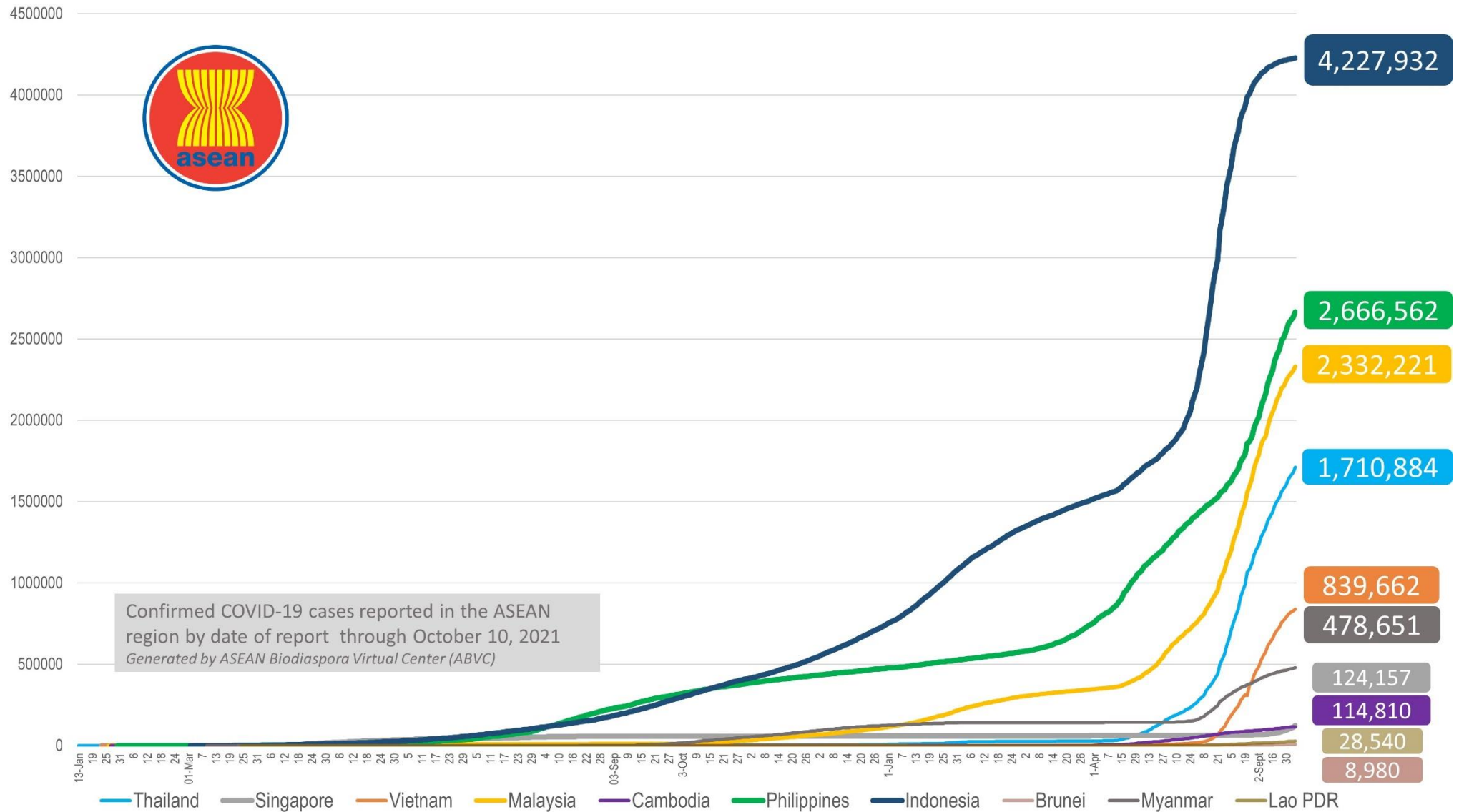
	Slovenia	04 Mar 2020	10-Oct-21	301,458	489	4,613	6	1.5%	14,438	2,488	1,134,963	1,042,454	50.2
	Hungary	04 Mar 2020	08-Oct-21	827,410	-	30,275	-	3.7%	8,469	1,618	5,905,837	5,674,182	58.9
	Poland	04 Mar 2020	10-Oct-21	2,922,401	1,527	75,869	5	2.6%	7,696	989	19,885,124	19,540,515	51.7
	Faroe Islands	04 Mar 2020	09-Oct-21	1,280	-	2	-	0.2%	2,630		38,647	36,713	74.8
	Bosnia and Herzegovina	05 Mar 2020	08-Oct-21	240,094	-	10,863	-	4.5%	7,273	1,086	734,195	508,008	15.6
	Gibraltar	05 Mar 2020	10-Oct-21	5,626	13	97	-	1.7%	16,694		39,955	39,683	117.8
	Slovakia	06 Mar 2020	10-Oct-21	425,569	1,162	12,731	2	3.0%	7,803	6,343	2,465,697	2,267,930	41.5
	Serbia	06 Mar 2020	10-Oct-21	1,005,168	4,803	8,737	54	0.9%	14,473	3,504	3,061,127	2,929,468	42.4
	Vatican City	06 Mar 2020	17-Oct-20	27	-	-	-	0.0%	2,932				
	Malta	07 Mar 2020	10-Oct-21	37,347	24	459	-	1.2%	7,430	4,904	423,816	423,534	82.3
	Moldova	07 Mar 2020	10-Oct-21	306,647	670	7,024	44	2.3%	11,538	3,807	824,986	810,274	20.1
	Bulgaria	08 Mar 2020	09-Oct-21	520,241	-	21,616	-	4.2%	7,458	3,574	1,407,830	1,360,933	19.7
	Albania	09 Mar 2020	10-Oct-21	174,968	325	2,768	9	1.6%	6,130	-	960,652	828,940	28.9
	Cyprus	09 Mar 2020	08-Oct-21	119,414	-	558	-	0.5%	9,963	47,699	597,414	560,123	62.5
	Channel Islands	09 Mar 2020	08-Oct-21	1,674	-	21	-	1.3%	2,566		32,969	13,618	20.3
	Jersey	10 Mar 2020	08-Oct-21	10,169	-	79	-	0.8%	11,198		77,796	74,147	73.4
	Kazakhstan	13 Mar 2020	10-Oct-21	903,924	1,863	11,530	41	1.3%	4,882	-	7,831,773	6,864,781	36.1
	Kosovo	13 Mar 2020	08-Oct-21	160,266	-	2,955	-	1.8%	8,932				
	Uzbekistan	15 Mar 2020	10-Oct-21	178,259	425	1,269	3	0.7%	531		12,025,985	4,941,860	14.6
	Greenland	16 Mar 2020	09-Oct-21	623	-	-	-	0.0%	1,108		39,936	36,383	64.0
Montenegro	17 Mar 2020	10-Oct-21	135,298	288	1,986	3	1.5%	21,747		250,063	222,560	35.4	
Kyrgyzstan	18 Mar 2020	10-Oct-21	179,281	95	2,619	1	1.5%	2,777		870,147	656,041	9.9	
Isle of Man	19 Mar 2020	09-Oct-21	8,028	-	54	-	0.7%	9,491		65,485	64,004	74.9	
Tajikistan	30 Apr 2020	13-Sep-21	17,084	-	124	-	0.7%	183		2,464,077	1,898,776	19.5	
MIDDLE EAST	UAE	29 Jan 2020	10-Oct-21	737,766	111	2,113	-	0.3%	7,551	33,720	9,435,239	8,426,440	84.3
	Iran	19 Feb 2020	10-Oct-21	5,702,890	11,256	122,592	222	2.1%	6,878	1,294	36,303,822	15,646,961	18.4
	Israel	21 Feb 2020	10-Oct-21	1,305,510	1,154	7,912	15	0.6%	14,420	13,093	6,178,840	5,679,653	64.6
	Lebanon	21 Feb 2020	09-Oct-21	629,561	-	8,382	-	1.3%	9,183	-	1,661,293	1,359,262	20.1
	Kuwait	24 Feb 2020	10-Oct-21	412,079	31	2,454	-	0.6%	9,795	5,046	2,668,082	923,307	21.3
	Oman	24 Feb 2020	10-Oct-21	303,965	50	4,102	1	1.3%	6,110		2,896,271	2,050,716	39.3
	Bahrain	24 Feb 2020	09-Oct-21	275,597	-	1,390	-	0.5%	16,793	10,211	1,167,980	1,127,864	64.5
	Iraq	24 Feb 2020	10-Oct-21	2,023,761	1,652	22,563	26	1.1%	5,148	520	4,676,216	2,932,292	7.1
Qatar	29 Feb 2020	09-Oct-21	237,359	-	607	-	0.3%	8,381	1,805	2,360,308	2,218,292	75.7	

	Saudi Arabia	02 Mar 2020	10-Oct-21	547,591	59	8,745	2	1.6%	1,598	1,452	23,631,492	19,704,171	55.8	
	Jordan	02 Mar 2020	10-Oct-21	833,471	1,072	10,811	9	1.3%	8,251	2,762	3,784,104	3,369,508	32.8	
	Palestine	05 Mar 2020	09-Oct-21	443,216	-	4,495	-	1.0%	9,460		1,416,215	1,172,178	22.4	
	Syria	22 Mar 2020	09-Oct-21	36,713	-	2,332	-	6.4%	215		482,196	290,221	1.6	
	Yemen	10 Apr 2020	09-Oct-21	9,345	-	1,775	-	19.0%	32		308,025	48,148	0.2	
AFRICA	Egypt	14 Feb 2020	09-Oct-21	311,576	-	17,658	-	5.7%	310		11,113,946	5,845,818	5.6	
	Algeria	25 Feb 2020	10-Oct-21	204,597	107	5,853	3	2.9%	475		6,017,036	4,032,942	9.0	
	Nigeria	28 Feb 2020	09-Oct-21	207,618	-	2,745	-	1.3%	103	46	4,963,985	2,166,186	1.0	
	Tunisia	02 Mar 2020	08-Oct-21	709,456	-	24,996	-	3.5%	6,066	588	5,210,515	3,992,462	33.5	
	Morocco	02 Mar 2020	10-Oct-21	939,187	386	14,457	15	1.5%	2,575	423	22,748,069	19,247,930	51.5	
	Senegal	02 Mar 2020	09-Oct-21	73,835	-	1,868	-	2.5%	453	103	1,263,844	564,998	3.3	
	South Africa	05 Mar 2020	09-Oct-21	2,911,497	-	88,292	-	3.0%	4,972	499	13,302,682	9,686,443	16.1	
	Cameroon	06 Mar 2020	06-Oct-21	95,399	-	1,517	-	1.6%	369		385,057	84,284	0.3	
	Togo	06 Mar 2020	08-Oct-21	25,731	-	235	-	0.9%	318	119	720,739	404,932	4.8	
	Burkina Faso	09 Mar 2020	09-Oct-21	14,458	-	195	-	1.3%	71		234,490	168,141	0.8	
		Democratic Republic of Congo	10 Mar 2020	08-Oct-21	57,126	-	1,086	-	1.9%	66		99,839	36,255	0.0
		Ivory Coast	11 Mar 2020	08-Oct-21	60,691	-	657	-	1.1%	236	111	1,193,877	273,400	1.0
		Reunion	11 Mar 2020	05-Oct-21	53,963	-	369	-	0.7%	6,946				
		Ghana	13 Mar 2020	03-Oct-21	128,368	-	1,158	-	0.9%	422	-	1,369,515	820,037	2.6
		Guinea	13 Mar 2020	08-Oct-21	30,501	-	383	-	1.3%	239		1,256,095	601,546	4.5
		Gabon	13 Mar 2020	07-Oct-21	32,135	-	201	-	0.6%	1,479	862	105,903	80,462	3.5
		Sudan	13 Mar 2020	09-Oct-21	38,824	-	2,928	-	7.5%	91		649,062	581,846	1.3
		Kenya	13 Mar 2020	10-Oct-21	251,152	95	5,181	-	2.1%	478	-	3,093,399	1,017,918	1.9
		Ethiopia	13 Mar 2020	10-Oct-21	354,476	443	5,990	40	1.7%	316	4	2,943,541	907,568	0.8
		Central African Republic	14 Mar 2020	07-Oct-21	11,401	-	100	-	0.9%	240		197,103	9,901	0.2
		Seychelles	14 Mar 2020	08-Oct-21	21,638	-	118	-	0.5%	22,164		77,311	71,091	71.9
		Rwanda	14 Mar 2020	08-Oct-21	98,485	-	1,300	-	1.3%	780	1,135	2,135,104	1,686,978	12.7
		Namibia	14 Mar 2020	10-Oct-21	128,106	36	3,527	3	2.8%	5,135	602	276,431	195,973	7.6
		Swaziland	14 Mar 2020	10-Oct-21	46,276	3	1,227	-	2.7%	4,031		217,532	210,432	18.0
		Mauritania	14 Mar 2020	08-Oct-21	36,348	-	783	-	2.2%	803	-	311,544	569,587	11.9
		Mayotte	14 Mar 2020	08-Oct-21	20,385	-	180	-	0.9%	12,817				
		Equatorial Guinea	15 Mar 2020	07-Oct-21	12,657	-	154	-	1.2%	933	803	232,116	171,698	11.8
		Republic of Congo	15 Mar 2020	07-Oct-21	14,833	-	206	-	1.4%	276		253,726	118,320	2.1
		Benin	16 Mar 2020	06-Oct-21	24,335	-	159	-	0.7%	206	-	226,269	21,405	0.2
		Liberia	16 Mar 2020	30-Sep-21	5,799	-	286	-	4.9%	117		84,482	9,135	0.2
	Tanzania	16 Mar 2020	06-Oct-21	25,957	-	723	-	2.8%	45		560,938	560,938	0.9	
	Somalia	16 Mar 2020	06-Oct-21	20,900	-	1,152	-	5.5%	135		259,041	236,000	1.4	

Gambia	17 Mar 2020	03-Oct-21	9,939	-	338	-	3.4%	423	-	184,817	171,987	6.9
Zambia	17 Mar 2020	09-Oct-21	209,336	-	3,653	-	1.7%	1,172	337	311,049	457,622	2.4
Mauritius	18 Mar 2020	07-Oct-21	16,189	-	106	-	0.7%	1,279		870,130	815,917	64.1
Djibouti	18 Mar 2020	07-Oct-21	13,179	-	174	-	1.3%	1,354		66,010	26,087	2.6
Niger	19 Mar 2020	08-Oct-21	6,093	-	204	-	3.3%	26		405,978	127,921	0.5
Chad	19 Mar 2020	09-Oct-21	5,059	-	174	-	3.4%	32		123,426	30,616	0.2
Zimbabwe	20 Mar 2020	09-Oct-21	131,762	-	4,636	-	3.5%	900	279	3,161,809	2,394,697	15.9
Cape Verde	20 Mar 2020	08-Oct-21	37,845	-	346	-	0.9%	6,882		286,914	142,748	25.4
Madagascar	20 Mar 2020	13-Sep-21	42,898	-	958	-	2.2%	159	-	197,001	184,632	0.7
Uganda	21 Mar 2020	08-Oct-21	124,646	-	3,176	-	2.5%	282	63	2,200,321	415,486	0.9
Eritrea	21 Mar 2020	09-Oct-21	6,741	-	42	-	0.6%	190				
Angola	21 Mar 2020	09-Oct-21	61,245	-	1,618	-	2.6%	192		2,127,405	1,006,732	3.0
Mozambique	22 Mar 2020	09-Oct-21	150,963	-	1,922	-	1.3%	497	6	1,903,730	1,740,693	5.4
Libya	24 Mar 2020	09-Oct-21	346,176	-	4,775	-	1.4%	5,108		1,413,069	253,017	3.6
Guinea-Bissau	25 Mar 2020	08-Oct-21	6,117	-	135	-	2.2%	318		87,231	7,484	0.4
Mali	25 Mar 2020	09-Oct-21	15,450	-	553	-	3.6%	79		318,655	240,321	1.2
Botswana	30 Mar 2020	07-Oct-21	180,438	-	2,376	-	1.3%	7,833	-	444,442	245,559	10.2
Sierra Leone	31 Mar 2020	03-Oct-21	6,396	-	121	-	1.9%	82		192,558	43,907	0.5
Burundi	31 Mar 2020	07-Oct-21	19,041	-	14	-	0.1%	165				
Malawi	02 Apr 2020	10-Oct-21	61,676	4	2,290	2	3.7%	331	-	847,103	503,916	2.6
South Sudan	05 Apr 2020	07-Oct-21	12,104	-	130	-	1.1%	109	-	77,546	31,053	0.3
Sao Tome and Principe	06 Apr 2020	09-Oct-21	3,626	-	56	-	1.5%	1,686		68,443	26,197	11.7
Comoros	30 Apr 2020	09-Oct-21	4,165	-	147	-	3.5%	489		190,637	162,098	18.2
Lesotho	13May 2020	09-Oct-21	21,455	-	652	-	3.0%	1,010		324,686	316,384	14.7
			226,346,999	213,838	4,598,355	2,686	2.0%					

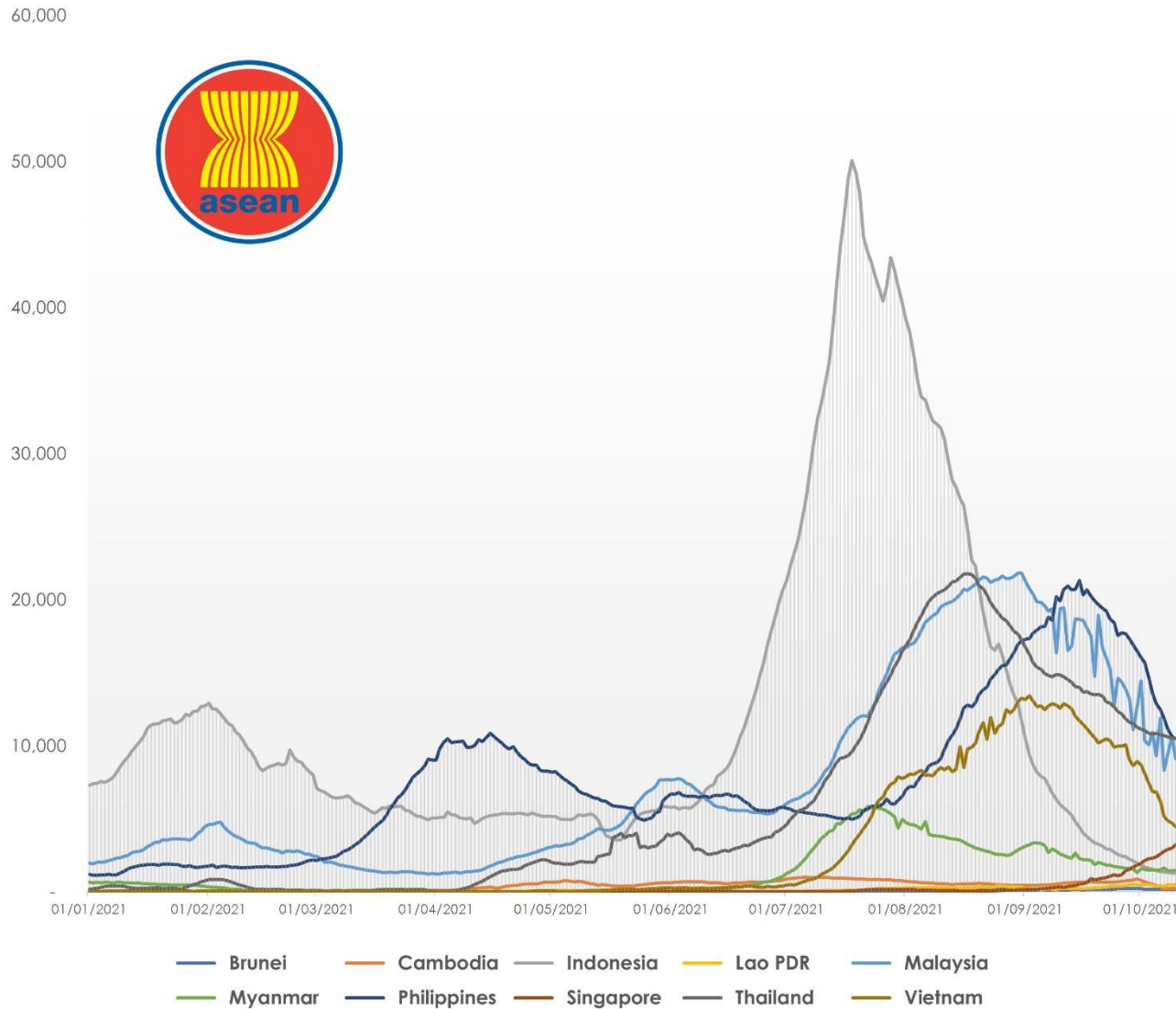
COVID-19 Epi curve among ASEAN Countries

as of 10 October 2021



7-Day Rolling Average of COVID-19 new cases

as of 10 October 2021

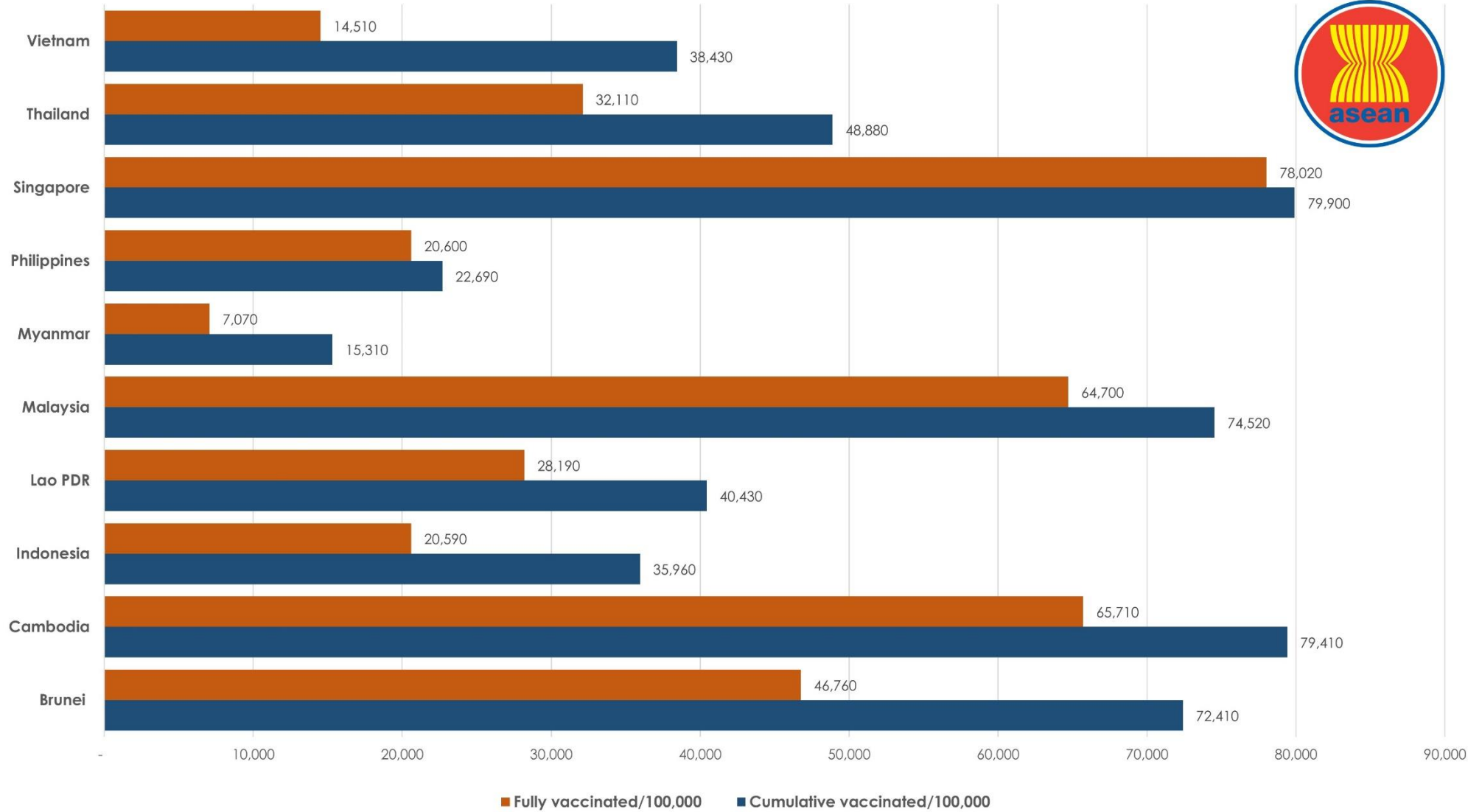


ASEAN Country	New Cases Rate of Change 7-Day Window*	P-value
Brunei	-1.439	0.539
Cambodia	-48.786	0.008
Indonesia	-48.52	0
Lao PDR	6.036	0.094
Malaysia	-276.413	0.143
Myanmar	-6.551	0.659
Philippines	-540.48	0
Singapore	153.388	0
Thailand	-59.786	0.001
Vietnam	-455.816	0

*Beta coefficient of linear line of best fit; equal to the rate of change in the 7-day rolling average of new cases over the past 7 days (as of October 10, 2021)

COVID-19 Vaccination Status

as of 10 October 2021



Outlook Assessment

as of 8 October 2021

ASEAN MEMBER STATE	REQUIREMENT					
	At least 80% of the high-risk population has been vaccinated with at least one dose of a COVID-19 vaccine.		At least 65% of the total population has a level of immunity to COVID-19; either recovered from COVID-19 or have been vaccinated with at least one dose of a COVID-19 vaccine.		Case levels are generally low (a 7-day rolling average number of daily new cases that is <10 cases per 100,000, with each day's past-14-day test positivity is consistently <5%).	
	% of High risk population with one dose	Projected Completion Date <i>(moderate case scenario)</i>	% of Total population with one dose	Projected Completion Date <i>(moderate case scenario)</i>	Daily cases/100,000	Test positivity last 14 days
Brunei	>80.0	Aug 2021	72.8	Sept 2021	37.521	
Cambodia	>80.0	Jun 2021	>80.1	Aug 2021	1.272	
Indonesia	>80.0	Aug 2021	38.6	Jan 2022	0.483	1.7
Lao PDR	> 80.0	Aug 2021	44.4	Dec 2021	5.113	8.3
Malaysia	>80.0	Jul 2021	76.6	Sep 2021	25.103	
Myanmar	34.0	-	16.6		2.633	8.2
Philippines	>80.0	Sept 2021	26.0		10.307	23.2
Singapore	>80.0	May 2021	>80.4	Jul 2021	50.593	2.9
Thailand	>80.0	Sept 2021	50.8	Nov 2021	15.226	
Vietnam	>80.0	Oct 2021	39.8	Nov 2021	5.025	2.2



Report generated by
ASEAN Biodiaspora Virtual Center (ABVC)
 in collaboration with **Bluedot Inc.**
 Email: support@biodiaspora.org

