

COVID-19 Situational Report in the ASEAN Region

ASEAN BioDiaspora Virtual Center (ABVC)

as of March 11, 2022



Canada



COVID-19: Highlights and Situation Overview

Global Update

- Worldwide, there have been over 456 million cases and over 6 million deaths attributed to COVID-19.
- The first case of COVID-19 has been reported in the small island nation of Niue, located in the South Pacific Ocean in the triangle between Tonga, Samoa, and the Cook Islands. A traveller who arrived via a flight from New Zealand tested positive upon arrival. Health authorities reported that the traveller had received three doses of a COVID-19 vaccine and had a negative PCR test completed within the 72 hours prior to departure. The positive case and all close contacts are currently isolating. None of the other flight passengers tested positive, however, they will be tested again on the third day post-arrival. Health authorities have stated that they have been expecting cases to arrive in the country and have prepared for it. Niue, which has a population of approximately 1,600, has a high population vaccination rate, 97% of the population aged 16 and older have received a full regime of COVID-19 vaccine. Currently, the Comirnaty (Pfizer/BioNTech) COVID-19 vaccine is approved for use in Niue.

Regional Update

- Malaysia's Prime Minister said on March 8 (Tuesday) that Malaysia will begin transitioning into the endemic phase starting April 1. Under the endemic phase, operation hours for businesses will no longer be limited, but face masks will remain mandatory. Social distancing will also no longer be imposed at mosques and places of worship. Business owners are also allowed to carry out operating hours on their respective premises in accordance with the terms of their operating licenses. In addition, there will no longer be the 50% capacity limit for event venues. Check-ins on MySejahtera will still be required for entry into premises, but exceptions are given to open areas that are not crowded and have no large gatherings. However, according to the government official, this is also a temporary stage before the country truly moves into the endemic phase, which is subject to the World Health Organization's (WHO) announcements,

Vaccine Update

- Based on Malaysia's CovidNow portal, 22,932,696 individuals or 97.5% of the adult population have completed the COVID-19 vaccination, 23,209,324 individuals, or 98.7% have received at least one dose of the vaccine, and 15,202,158 individuals, or 64.6% have received the COVID-19 booster dose as of March 10 (Thursday). A total of 2,834,807 individuals, or 91.1% of adolescent population aged between 12 and 17 in the have completed their COVID-19 vaccination while 2,934,891 individuals or 94.3% of the group have received at least one dose of the vaccine. For children aged between five and 11 years, a total of 1,097,425 of them, or 30.9% of their population have received the first dose under the National COVID-19 Immunization Programme for Children (PICKids). On Thursday, a total of 64,759 doses of the vaccine were dispensed, of which 20,178 were given as first dose, 1,736 as second dose and 42,845 as booster dose, bringing the cumulative number of vaccine doses administered under the National COVID-19 Immunization Programme (PICK) to 68,002,567.

Travel Advisories (new update/s)

- Indonesia: Other than Bali, foreign travellers can now enter the Indonesian islands of Bintan and Batam without quarantine. According to an Indonesia COVID-19 task force circular issued on March 8 (Tuesday), travellers from abroad can enter via Batam's Hang Nadim

Airport, Batam Port, Raja Haji Fisabilillah Airport in Tanjung Pinang, Bintan Port and Tanjung Pinang Port. To be eligible, travellers must be fully vaccinated and show a negative Reverse Transcription Polymerase Chain Reaction (RT-PCR) test taken 48 hours before departure and must also have a valid visa and show payment of a tourism package or hotel in Batam or Bintan. They also need to have health insurance which covers COVID-19 treatment. Upon arrival, tourists will need to undergo an RT-PCR test and have a negative result. They also need to take a swab test again on the third day and if it is negative, they may proceed to visit other parts of Indonesia the next day. During their stay, they must also use Indonesia's COVID-19 tracing app PeduliLindungi.

Cases and Deaths as of 11 March 2022

- As of 11 March 2022 (2PM, GMT+8), worldwide, there were **456,754,666** confirmed cases, including **6,154,660** deaths. Globally, Case Fatality Rate (CFR) was **1.3**.
- In **China**, there were **629,301** confirmed cases with **7,776** deaths, including deaths in Hong Kong (2,869) and Taiwan (853). Confirmed cases in China include confirmed cases in Hong Kong (551,233), Macau (82) and Taiwan (21,081). CFR was **1.2**.
- 23,300,700 confirmed cases** of COVID-19 have been reported in the ASEAN region with a total of **361,774 deaths**, with a CFR of **1.4**.

REGION	COUNTRY	FIRST CONFIRMED CASE(S)	LATEST REPORT ON CONFIRMED CASE(S)	TOTAL CONFIRMED CASES	NEW CASES (7-Day Rolling Average)	TOTAL DEATHS	NEW DEATHS (7-Day Rolling Average)	CASE FATALITY RATE	CUMULATIVE CASES/ 100,000	NUMBER OF TESTS LAST 14 DAYS/ 100,000	CUMULATIVE VACCINATED	CUMULATIVE FULLY VACCINATED	CUMULATIVE BOOSTERED	FULLY VACCINATED / 100
ASEAN REGION	Brunei	10 Mar 20	10-Mar-22	104,022	3,849 (3,927)	156	1 (3)	0.1%	24,008		407,674	404,502	118,331	91.6
	Cambodia	27 Jan 20	10-Mar-22	133,501	238 (304)	3,044	1 (2)	2.3%	810	170	14,713,685	13,870,644	8,541,767	81.9
	Indonesia	02 Mar 20	10-Mar-22	5,847,900	21,311 (25,792)	151,413	278 (306)	2.6%	2,161	890	192,412,648	148,989,922	13,686,156	53.9
	Lao PDR	24 Mar 20	10-Mar-22	145,094	335 (230)	637	3 (2)	0.4%	2,024	137	5,094,724	4,360,273		59.1
	Malaysia	25 Jan 20	10-Mar-22	3,741,986	30,787 (30,490)	33,567	70 (77)	0.9%	11,712	5,307	27,220,811	25,765,486	15,157,782	78.6
	Myanmar	23 Mar 20	10-Mar-22	603,263	942 (1,329)	19,401	3 (3)	3.2%	1,116	491	24,064,085	21,277,241		38.8
	Philippines	30 Jan 20	09-Mar-22	3,669,283	- (625)	57,182	- (92)	1.6%	3,394	23	56,110,301	63,091,847	10,137,875	56.8
	Singapore	23 Jan 20	10-Mar-22	901,758	16,165 (16,562)	1,116	6 (9)	0.1%	15,527		4,994,166	4,933,358	3,723,755	90.5
	Thailand	13 Jan 20	10-Mar-22	3,111,857	22,984 (21,956)	23,515	74 (63)	0.8%	4,469	-	53,788,628	49,735,847	20,803,580	71.1
	Vietnam	23 Jan 20	10-Mar-22	5,042,036	265,163 (190,365)	41,086	109 (91)	0.8%	5,227	1,888	79,623,896	77,509,406	41,513,726	79.0
				23,300,700	361,774	331,117	545	1.4%						

Note: Population of each member state has remained constant.

- 433,470,131 confirmed cases** of COVID-19 have been reported in **225 countries/states** (other than China, Hong Kong, Taiwan, Macau, and ASEAN countries):

REGION	COUNTRY	FIRST CONFIRMED CASE(S)	LATEST REPORT ON CONFIRMED CASE(S)	TOTAL CONFIRMED CASES	NEW CASES	TOTAL DEATHS	NEW DEATHS	CASE FATALITY RATE	CUMULATIVE CASES/ 100,000	NUMBER OF TESTS LAST 14 DAYS/ 100,000	CUMULATIVE IMMUNIZED	FULLY VACCINATED / 100	CUMULATIVE BOOSTERED	FULLY VACCINATED / 100
ASIA PACIFIC	Japan	16 Jan 2020	10-Mar-22	5,598,325	61,155	25,554	189	0.5%	4,434	1,258	101,856,336	100,376,396	34,856,309	79.6
	South Korea	20 Jan 2020	10-Mar-22	5,539,650	327,532	9,646	206	0.2%	10,713	10,006	44,888,313	44,407,520	31,919,282	86.6
	Nepal	24 Jan 2020	10-Mar-22	977,786	77	11,949	0	1.2%	3,418	355	21,720,895	18,200,930	1,565,790	61.3

Australia	25 Jan 2020	10-Mar-22	3,104,907	34,981	5,520	21	0.2%	12,105	3,426	22,111,780	20,596,172	12,041,601	79.9
Sri Lanka	27 Jan 2020	10-Mar-22	654,916	1,887	16,374	35	2.5%	3,004	383	16,935,016	14,221,829	7,367,404	66.2
India	30 Jan 2020	10-Mar-22	42,980,067	4,184	515,459	104	1.2%	3,145	722	967,946,798	805,886,615	19,686,745	57.8
Afghanistan	24 Feb 2020	09-Mar-22	175,525	172	7,636	6	4.4%	461		4,952,744	4,281,934		10.8
Pakistan	26 Feb 2020	10-Mar-22	1,516,789	639	30,291	4	2.0%	700	227	127,942,647	101,379,429	4,811,485	45.0
New Zealand	28 Feb 2020	09-Mar-22	286,750	22,495	65	0	0.0%	5,832	5,763	4,273,708	3,972,634	2,522,907	77.5
Bhutan	05 Mar 2020	10-Mar-22	16,277	331	7	0	0.0%	2,133	4,733	596,568	574,736	351,962	73.7
Maldives	07 Mar 2020	10-Mar-22	173,991	325	297	0	0.2%	32,770	5,340	398,293	371,327	139,874	68.3
Bangladesh	08 Mar 2020	10-Mar-22	1,948,798	327	29,100	3	1.5%	1,195	145	125,957,830	88,169,891	4,538,232	53.0
Mongolia	10 Mar 2020	10-Mar-22	466,423	120	2,177	1	0.5%	14,462	2,691	2,271,860	2,173,366	1,026,782	65.3
Turkey	10 Mar 2020	10-Mar-22	14,488,373	29,492	96,094	140	0.7%	17,366	5,196	57,725,502	52,880,970	35,538,006	62.2
French Polynesia	12 Mar 2020	09-Mar-22	69,586	611	643	0	0.9%	24,916		183,990	180,807		64.0
Guam	15 Mar 2020	09-Mar-22	46,000	163	335	1	0.7%	27,497		150,714	136,027		80.7
New Caledonia	17 Mar 2020	09-Mar-22	59,163	430	304	0	0.5%	20,557		187,823	179,468		62.3
Fiji	18 Mar 2020	09-Mar-22	64,060	26	834	0	1.3%	7,198	232	668,239	620,913	108,369	68.8
Papua New Guinea	21 Mar 2020	03-Mar-22	41,533	-	639	-	1.5%	473	-	310,659			2.7
Timor Leste	21 Mar 2020	10-Mar-22	22,784	25	129	0	0.6%	1,762	-	679,946	573,462		42.7
Northern Mariana Islands	28 Mar 2020	09-Mar-22	10,284	55	30	0	0.3%	17,974		45,206	43,023		83.0
North Korea	24 Jul 2020	25-Jul-20	1	-	-	-	0.0%	-					
Solomon Islands	03 Oct 2020	10-Mar-22	8,491	341	118	0	1.4%	1,268		214,939	100,347		14.3
Wallis et Futuna	17 Oct 2020	03-Dec-21	454	-	7	-	1.5%	2,833		6,450			57.7
Marshall Islands	26 Oct 2020	06-Jan-22	7	-	-	-	0.0%	12		29,945			31.8
Vanuatu	11 Nov 2020	09-Mar-22	95	53	1	0	1.1%	32		114,284	85,180		27.1
Samoa	18 Nov 2020	10-Mar-22	45	4	0	0	0.0%	23		145,989	130,289		65.1
Micronesia	11 Jan 2021	11-Jan-21	1	-	-	-	0.0%	1		61,086			49.4
Palau	31 May 2021	09-Mar-22	3,888	24	6	0	0.2%	21,590		20,284	17,962		83.4
Tonga	05 Nov 2021	09-Mar-22	1,220	161	0	0	0.0%	1,168		76,910	70,283		65.8

	Kiribati	25 Jan 2022	10-Mar-22	3,010	4	13	0	0.4%	2,559		76,491	50,428		41.5
	Niue		09-Mar-22	1	1				46					
AMERICAS	USA	21 Jan 2020	10-Mar-22	81,087,300	23,197	990,343	870	1.2%	24,704	1,788	254,299,172	216,355,844	95,499,589	65.2
	Canada	25 Jan 2020	10-Mar-22	3,346,423	4,123	37,200	44	1.1%	8,805	1,083	32,611,882	30,998,297	17,938,141	81.4
	Brazil	26 Feb 2020	10-Mar-22	29,203,387	4,034	653,841	74	2.2%	13,791	147	178,657,742	156,339,809	68,529,303	73.1
	Mexico	28 Feb 2020	09-Mar-22	5,583,773	8,165	320,410	244	5.7%	4,377	67	85,351,315	79,157,987		60.8
	Saint Martin	01 Mar 2020	03-Mar-22	9,912	-	63	-	0.6%	26,083					
	Ecuador	01 Mar 2020	09-Mar-22	843,760	2,185	35,316	7	4.2%	4,857	182	14,791,669	13,605,769	4,491,007	76.1
	Dominican Republic	01 Mar 2020	09-Mar-22	576,220	91	4,372	1	0.8%	5,366	513	7,146,596	5,866,945	2,241,737	53.6
	Chile	03 Mar 2020	10-Mar-22	3,249,890	19,097	43,527	244	1.3%	17,148	5,091	17,828,485	17,283,367	14,864,259	90.0
	Argentina	03 Mar 2020	10-Mar-22	421,714	122	8,563	3	2.0%	14,258	1,170	1,087,524	920,978	23,230	31.0
	Peru	05 Mar 2020	09-Mar-22	3,530,004	1,065	211,301	49	6.0%	10,858	1,512	27,709,199	24,443,197	10,279,707	73.3
	Costa Rica	06 Mar 2020	09-Mar-22	820,445	1,449	8,142	6	1.0%	16,254	950	4,235,270	3,859,818	1,487,215	75.1
	Colombia	06 Mar 2020	10-Mar-22	6,074,874	719	139,220	31	2.3%	12,068	526	41,522,429	33,973,503	9,147,317	66.3
	French Guiana	06 Mar 2020	09-Mar-22	77,986	55	394	0	0.5%	39,889					
	Martinique	06 Mar 2020	01-Mar-22	115,951	-	895	-	0.8%	26,785					
	Paraguay	07 Mar 2020	09-Mar-22	645,020	411	18,510	16	2.9%	9,156	389	3,821,093	3,217,516	1,144,903	44.6
	Panama	10 Mar 2020	09-Mar-22	758,613	301	8,125	3	1.1%	17,865	1,479	3,240,909	2,580,111	1,198,360	58.9
	Bolivia	10 Mar 2020	09-Mar-22	896,315	891	21,470	1	2.4%	7,785	189	6,969,101	5,660,552	1,085,444	47.8
	Honduras	11 Mar 2020	02-Mar-22	413,699	-	10,785	-	2.6%	4,245		5,414,940		1,053,810	45.4
	Cuba	11 Mar 2020	10-Mar-22	1,075,030	561	8,502	0	0.8%	9,485	-	10,614,788	9,889,981	6,032,529	87.4
	Guyana	11 Mar 2020	09-Mar-22	63,090	14	1,224	1	1.9%	8,060	-	434,509	331,267	53,144	41.9
	Jamaica	12 Mar 2020	10-Mar-22	128,273	27	2,837	2	2.2%	4,351	798	772,037	659,258	30,208	22.2
	St Vincent and the Grenadines	12 Mar 2020	03-Mar-22	6,742	-	106	-	1.6%	6,096	299	35,411		3,234	26.4
	Saint Lucia	13 Mar 2020	08-Mar-22	22,808	13	364	2	1.6%	12,478		57,622		6,736	28.2
	Trinidad and Tobago	13 Mar 2020	09-Mar-22	131,378	414	3,669	2	2.8%	9,418	-	743,019	704,855	139,067	50.2
	Venezuela	13 Mar 2020	09-Mar-22	517,516	352	5,653	1	1.1%	1,815		22,157,232	14,287,370	410,887	49.8
	Guatemala	13 Mar 2020	10-Mar-22	800,403	2,003	17,127	11	2.1%	4,821	-	7,301,166	5,747,658	1,965,281	31.5
	Uruguay	13 Mar 2020	09-Mar-22	859,165	0	7,069	0	0.8%	24,819	2,608	2,964,816	2,731,639	1,925,982	78.4
	Curacao	13 Mar 2020	04-Mar-22	39,133	-	264	-	0.7%	24,840		107,061		39,710	59.6
	Puerto Rico	13 Mar 2020	09-Mar-22	475,112	182	4,144	4	0.9%	14,877		3,052,236	2,611,530		81.8

Suriname	13 Mar 2020	09-Mar-22	78,654	31	1,319	0	1.7%	13,529	671	266,637	236,131	46,313	39.9
Antigua and Barbuda	13 Mar 2020	10-Mar-22	8,961,595	6,137	127,009	54	1.4%	19,942	548	40,434,747	36,279,931	17,484,281	79.6
Guadeloupe	13 Mar 2020	09-Mar-22	130,705	4,063	843	6	0.6%	29,505					
Cayman Islands	13 Mar 2020	09-Mar-22	20,073	262	21	3	0.1%	30,906		61,502	59,726		89.8
Aruba	14 Mar 2020	04-Mar-22	33,732	-	212	-	0.6%	31,729		87,511			75.2
Bahamas	15 Mar 2020	08-Mar-22	33,180	4	771	-	2.3%	8,519	1,000	163,061		22,009	38.8
US Virgin Islands	16 Mar 2020	07-Mar-22	15,440	-	109	-	0.7%	14,480		67,738			52.8
Sint Maarten	17 Mar 2020	09-Mar-22	9,599	10	85	0	0.9%	23,566		27,857	25,848		59.5
Montserrat	17 Mar 2020	26-Feb-22	164	-	2	-	1.2%	1,756		1,869			35.1
Barbados	17 Mar 2020	09-Mar-22	56,551	0	323	0	0.6%	19,702		160,525	150,127		52.2
El Salvador	18 Mar 2020	07-Mar-22	156,364	-	4,092	-	2.6%	2,423	362	4,569,063		1,406,719	65.3
Nicaragua	18 Mar 2020	01-Mar-22	18,105	-	221	-	1.2%	277		5,459,763			59.9
Bermuda	18 Mar 2020	07-Mar-22	11,743	-	123	-	1.0%	18,372		47,336		31,502	74.5
Haiti	19 Mar 2020	09-Mar-22	30,430	45	827	4	2.7%	270	-	156,166	105,573		0.9
Dominica	22 Mar 2020	09-Mar-22	11,462	214	62	1	0.5%	15,962		32,171	29,643		41.1
Grenada	22 Mar 2020	28-Feb-22	13,690	-	216	-	1.6%	12,223		43,005		5,502	33.2
Belize	23 Mar 2020	09-Mar-22	56,976	24	652	0	1.1%	14,596	2,782	234,810	207,253	39,225	51.2
Turks and Caicos Islands	23 Mar 2020	27-Feb-22	5,867	-	36	-	0.6%	15,362		31,165			74.3
Saint Kitts and Nevis	24 Mar 2020	05-Mar-22	5,536	-	42	-	0.8%	10,480	1,026	31,162		3,011	49.1
British Virgin Islands	25 Mar 2020	02-Mar-22	6,091	-	62	-	1.0%	20,283		18,923			57.0
Anguilla	26 Mar 2020	09-Mar-22	7,461	6	135	0	1.8%	7,682	-	63,704	61,327		62.1
Caribbean Netherlands	01 Apr 2020	07-Mar-22	7,614	-	31	-	0.4%	42,272		19,109			63.3
Falkland Islands	03 Apr 2020	07-Mar-22	115	-	-	-	0.0%	4,359		2,632			50.3
Saint Pierre and Miquelon	05 Apr 2020	07-Mar-22	1,125	-	1	-	0.1%	16,044					
Saint Barthelemy	25 Jul 2020	03-Mar-22	3,780	-	6	-	0.2%	44,734					
EUROPE													
France	24 Jan 2020	10-Mar-22	23,308,880	74,818	139,880	107	0.6%	34,758	3,307	53,983,781	52,378,050	35,858,899	77.7
Germany	27 Jan 2020	10-Mar-22	16,652,878	267,370	125,677	142	0.8%	20,032	2,368	63,544,410	62,904,967	47,923,824	75.0
Finland	29 Jan 2020	10-Mar-22	713,103	10,051	2,573	0	0.4%	12,918	1,816	4,459,574	4,239,876	2,788,958	76.4
Italy	30 Jan 2020	10-Mar-22	13,214,498	55,156	156,493	136	1.2%	21,916	6,672	50,662,078	47,645,839	38,007,628	78.9
Russian Federation	31 Jan 2020	10-Mar-22	17,191,300	51,231	358,911	665	2.1%	11,908	2,982	78,792,717	72,143,574	12,502,549	49.4

Spain	31 Jan 2020	10-Mar-22	11,204,125	22,615	101,077	85	0.9%	23,800	1,466	41,083,791	39,103,590	24,215,926	83.7
Sweden	31 Jan 2020	10-Mar-22	2,465,099	2,147	17,716	56	0.7%	23,967	245	7,809,760	7,598,975	5,029,984	74.8
United Kingdom of Great Britain	31 Jan 2020	10-Mar-22	19,457,976	84,092	162,624	142	0.8%	29,114	9,276	52,682,128	49,135,007	38,416,568	72.0
Belgium	05 Feb 2020	09-Mar-22	3,609,122	7,495	30,313	17	0.8%	31,427	2,417	9,222,495	9,093,870	7,212,446	78.2
Switzerland	25 Feb 2020	10-Mar-22	3,026,923	31,952	13,361	19	0.4%	35,300	4,966	6,078,396	5,989,253	3,608,268	68.7
Austria	25 Feb 2020	10-Mar-22	3,022,079	49,432	15,136	23	0.5%	34,044	61,758	6,805,683	6,575,376	5,041,425	72.7
Croatia	25 Feb 2020	10-Mar-22	1,069,317	1,728	15,294	18	1.4%	26,289	1,426	2,307,892	2,232,741	594,785	54.7
Norway	26 Feb 2020	09-Mar-22	1,333,793	7,884	1,753	89	0.1%	24,941	2,595	4,329,888	4,022,596	2,892,273	73.6
Romania	26 Feb 2020	10-Mar-22	2,784,651	3,565	64,226	70	2.3%	14,386	2,367	8,147,081	8,072,538		42.2
Estonia	26 Feb 2020	10-Mar-22	525,748	2,469	2,327	7	0.4%	39,632	4,663	858,084	840,776	448,606	63.5
Georgia	26 Feb 2020	10-Mar-22	1,631,900	1,970	16,485	29	1.0%	43,864	4,263	1,579,088	1,250,026	80,818	31.4
North Macedonia	26 Feb 2020	08-Mar-22	300,106	340	9,097	11	3.0%	14,404	1,589	851,356		139,048	40.0
Greece	26 Feb 2020	10-Mar-22	2,583,366	21,863	26,424	58	1.0%	24,107	28,403	7,874,118	7,557,849	5,415,898	72.9
Denmark	27 Feb 2020	10-Mar-22	2,783,384	13,503	5,049	41	0.2%	47,836	9,863	4,843,357	4,741,893	3,601,289	81.6
San Marino	27 Feb 2020	07-Mar-22	14,523	-	112	-	0.8%	42,891		24,583		13,152	64.2
Lithuania	27 Feb 2020	10-Mar-22	950,602	5,634	8,599	37	0.9%	34,110	2,971	1,947,032	1,871,096	912,861	69.6
Netherlands	27 Feb 2020	10-Mar-22	6,986,628	74,518	21,675	41	0.3%	40,309	3,660	13,452,121	12,358,823	9,000,965	72.0
Azerbaijan	27 Feb 2020	10-Mar-22	790,153	270	9,575	17	1.2%	7,883	761	5,309,703	4,796,500	2,855,817	46.9
Belarus	28 Feb 2020	10-Mar-22	935,684	1,497	6,618	10	0.7%	9,884	2,079	5,528,298	4,632,574	275,734	49.1
Iceland	28 Feb 2020	10-Mar-22	155,877	2,633	77	1	0.0%	43,142	11,667	309,578	289,700	249,832	78.6
Ireland	28 Feb 2020	10-Mar-22	1,332,701	4,057	6,590	12	0.5%	26,970	2,384	4,058,614	3,984,843	2,844,899	80.0
Monaco	29 Feb 2020	10-Mar-22	9,686	32	51	0	0.5%	24,859		28,875	25,667	10,598	65.0
Czech Republic	01 Mar 2020	10-Mar-22	3,662,117	9,076	39,068	36	1.1%	34,323	3,194	6,945,589	6,850,312	4,040,349	63.9
Luxembourg	01 Mar 2020	10-Mar-22	191,006	1,176	1,004	4	0.5%	30,813	3,459	479,766	456,085	365,154	71.9
Armenia	01 Mar 2020	08-Mar-22	421,541	140	8,552	4	2.0%	14,252	1,478	1,087,524		23,230	31.0
Latvia	02 Mar 2020	10-Mar-22	726,868	7,055	5,397	13	0.7%	38,000	9,101	1,342,773	1,300,238	504,136	69.7
Portugal	02 Mar 2020	10-Mar-22	3,380,263	12,794	21,285	18	0.6%	32,916	5,921	9,663,496	9,414,096	6,208,792	92.6
Andorra	02 Mar 2020	09-Mar-22	38,794	84	152	0	0.4%	50,289	-	57,797	53,250	24,732	68.8
Liechtenstein	03 Mar 2020	10-Mar-22	13,590	119	79	0	0.6%	35,745	-	26,707	26,356	18,169	68.9
Ukraine	03 Mar 2020	08-Mar-22	4,875,007	12,548	106,679	194	2.2%	10,983	-	15,729,617		752,581	35.0

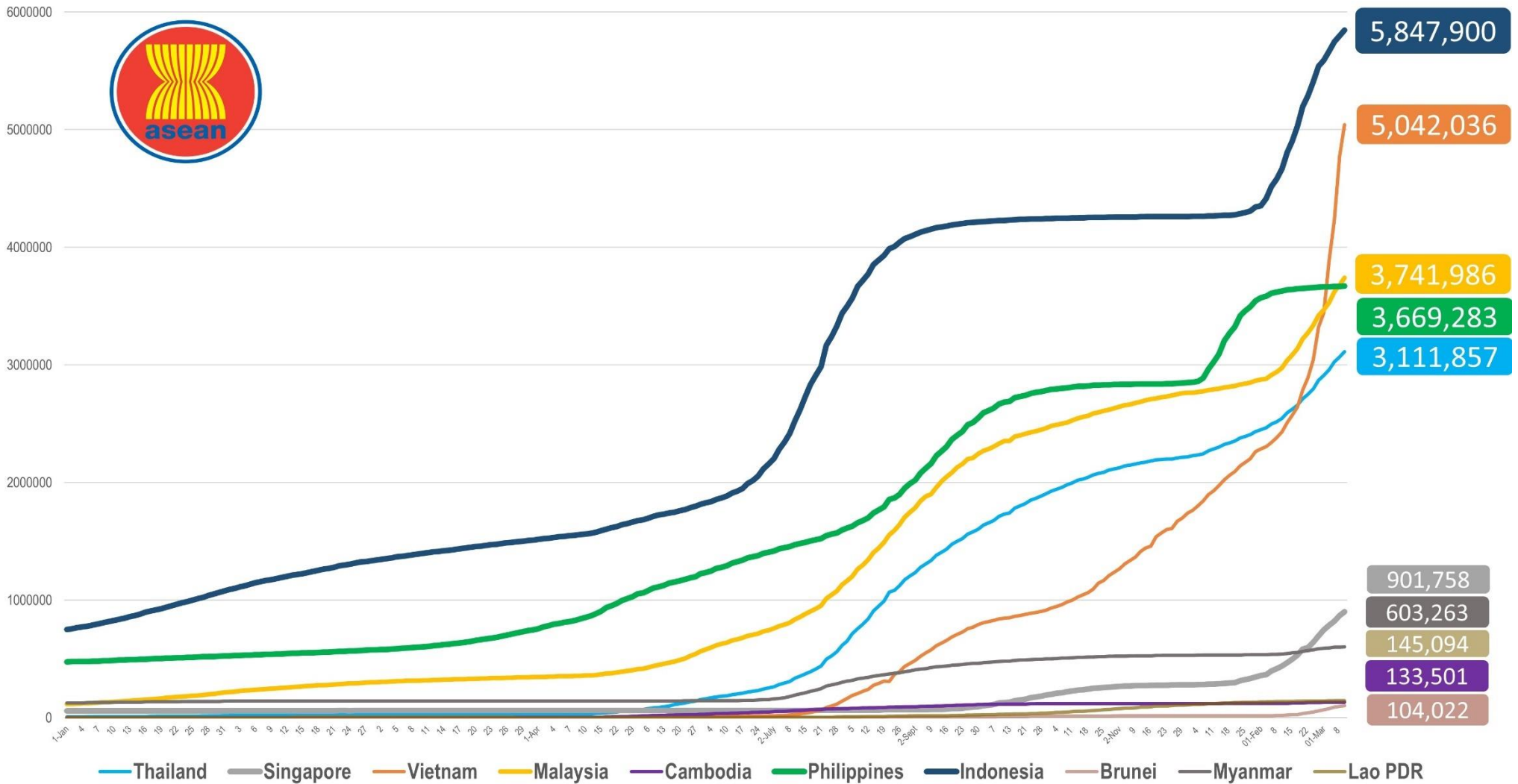
	Slovenia	04 Mar 2020	10-Mar-22	912,193	2,330	6,388	6	0.7%	43,689	5,169	1,264,119	1,219,138	631,413	58.7
	Hungary	04 Mar 2020	10-Mar-22	1,812,294	2,377	44,603	54	2.5%	18,550	1,716	6,398,091	6,177,402	4,053,556	64.1
	Poland	04 Mar 2020	10-Mar-22	5,788,363	13,425	113,186	184	2.0%	15,244	1,866	22,544,385	22,256,913	11,451,742	58.9
	Faroe Islands	04 Mar 2020	27-Feb-22	34,237	-	28	-	0.1%	70,334	4,690	41,715		21,284	83.4
	Bosnia and Herzegovina	05 Mar 2020	10-Mar-22	372,962	145	15,610	11	4.2%	11,298	-	943,394	846,080	120,530	25.9
	Gibraltar	05 Mar 2020	10-Mar-22	15,792	28	101	0	0.6%	46,859		41,998	40,958	30,766	121.6
	Slovakia	06 Mar 2020	10-Mar-22	1,546,510	12,066	18,817	31	1.2%	28,355	6,375	2,817,946	2,754,818	1,626,335	50.6
	Serbia	06 Mar 2020	10-Mar-22	1,934,953	2,139	15,533	21	0.8%	27,861	1,859	3,344,962	3,265,654	1,869,580	47.5
	Vatican City	06 Mar 2020	19-Jan-22	29	-	-	-	0.0%	3,149					
	Malta	07 Mar 2020	10-Mar-22	72,421	153	613	1	0.8%	14,408	3,438	471,690	464,283	345,398	90.0
	Moldova	07 Mar 2020	09-Mar-22	506,222	226	11,304	6	2.2%	19,048		989,897	1,045,183	82,869	26.0
	Bulgaria	08 Mar 2020	09-Mar-22	1,107,888	1,920	35,995	31	3.2%	15,882	2,876	1,904,143	2,051,307	698,796	29.7
	Albania	09 Mar 2020	10-Mar-22	272,479	67	3,484	1	1.3%	9,547	230	1,273,369	1,204,250	245,527	41.9
	Cyprus	09 Mar 2020	10-Mar-22	344,856	3,473	889	3	0.3%	28,772	60,126	687,926	645,292	440,267	72.0
	Channel Islands	09 Mar 2020	08-Mar-22	15,630	1,196	31	-	0.2%	23,962		54,146		39,278	81.0
	Jersey	10 Mar 2020	10-Mar-22	40,460	349	115	0	0.3%	44,554		82,645	78,935	60,791	78.1
	Kazakhstan	13 Mar 2020	10-Mar-22	1,304,101	89	13,639	0	1.0%	7,044	-	9,410,890	9,042,233	2,514,071	47.6
	Kosovo	13 Mar 2020	10-Mar-22	226,729	49	3,122	2	1.4%	12,636		900,565	817,900	98,425	45.9
	Uzbekistan	15 Mar 2020	10-Mar-22	237,059	14	1,637	0	0.7%	706		18,446,210	13,160,671		38.8
	Greenland	16 Mar 2020	09-Mar-22	11,832	7	20	0	0.2%	21,044		41,243	38,502		67.7
	Montenegro	17 Mar 2020	10-Mar-22	231,313	86	2,692	2	1.2%	37,180		288,958	280,668	95,621	44.7
	Kyrgyzstan	18 Mar 2020	10-Mar-22	200,691	20	2,970	1	1.5%	3,108		1,459,527	1,191,150		18.0
	Isle of Man	19 Mar 2020	09-Mar-22	23,962	185	80	0	0.3%	28,329		69,438	66,726	51,987	78.1
	Tajikistan	30 Apr 2020	07-Mar-22	17,786	-	125	-	0.7%	191		4,916,961		2,386	42.1
MIDDLE EAST	UAE	29 Jan 2020	10-Mar-22	884,354	369	2,302	0	0.3%	9,051	45,808	9,890,279	9,534,229	4,829,423	95.4
	Iran	19 Feb 2020	10-Mar-22	7,113,591	6,424	138,572	139	1.9%	8,579	1,233	63,338,092	55,935,842	24,517,348	65.8
	Israel	21 Feb 2020	09-Mar-22	3,690,981	6,171	10,322	0	0.3%	40,769	7,861	6,700,300	6,123,473	5,201,899	65.9
	Lebanon	21 Feb 2020	10-Mar-22	1,082,419	956	10,185	9	0.9%	15,789	-	2,501,935	2,174,890	542,020	32.1
	Kuwait	24 Feb 2020	10-Mar-22	624,922	349	2,549	0	0.4%	14,854	4,389	3,393,521	3,277,287	380,911	75.7
	Oman	24 Feb 2020	10-Mar-22	386,003	234	4,250	1	1.1%	7,759		3,220,696	3,004,483	32,412	57.5
	Bahrain	24 Feb 2020	10-Mar-22	533,748	1,483	1,462	0	0.3%	32,522	7,945	1,227,305	1,197,343	950,713	68.5
	Iraq	24 Feb 2020	10-Mar-22	2,311,238	699	25,090	8	1.1%	5,880	-	9,992,944	6,892,020		16.7
	Qatar	29 Feb 2020	10-Mar-22	358,821	127	672	0	0.2%	12,670	6,543	2,360,308	2,218,292	1,315,804	75.7
	Saudi Arabia	02 Mar 2020	10-Mar-22	748,311	190	9,014	1	1.2%	2,184	1,639	25,792,668	23,964,566	9,904,609	67.8

	Jordan	02 Mar 2020	09-Mar-22	1,654,677	16,449	13,882	33	0.8%	16,380	2,962	4,694,106	4,385,036		42.7
	Palesfine	05 Mar 2020	10-Mar-22	653,293	327	5,603	9	0.9%	13,943		1,979,151	1,716,216	2,779	32.9
	Syria	22 Mar 2020	09-Mar-22	55,193	53	3,105	3	5.6%	323		2,239,981	1,269,123	3,046	6.9
	Yemen	10 Apr 2020	10-Mar-22	11,783	2	2,139	1	18.2%	40		624,837	384,655		1.3
AFRICA	Egypt	14 Feb 2020	09-Mar-22	493,658	884	24,257	13	4.9%	492		41,192,990	30,174,310	1,104,196	28.9
	Algeria	25 Feb 2020	10-Mar-22	265,366	20	6,861	1	2.6%	616		7,456,361	6,076,272	436,274	13.6
	Nigeria	28 Feb 2020	10-Mar-22	254,861	84	3,142	0	1.2%	127	101	18,404,584	8,464,214		4.0
	Tunisia	02 Mar 2020	06-Mar-22	1,005,804	-	27,943	-	2.8%	8,600	551	7,164,186		1,150,919	53.1
	Morocco	02 Mar 2020	10-Mar-22	1,161,925	77	16,033	4	1.4%	3,186	319	24,854,067	23,308,809	5,779,158	62.4
	Senegal	02 Mar 2020	10-Mar-22	85,782	7	1,962	0	2.3%	526	88	1,448,125	1,031,849		6.0
	South Africa	05 Mar 2020	08-Mar-22	3,686,556	1,436	99,625	16	2.7%	6,296	566	20,529,787		1,417,569	29.0
	Cameroon	06 Mar 2020	03-Mar-22	119,322	-	1,926	-	1.6%	461		1,073,258			3.0
	Togo	06 Mar 2020	09-Mar-22	36,843	5	272	0	0.7%	456	145	1,549,440	1,145,453		13.5
	Burkina Faso	09 Mar 2020	20-Feb-22	20,751	-	375	-	1.8%	102	34	2,117,997			5.4
	Democratic Republic of Congo	10 Mar 2020	09-Mar-22	86,271	117	1,335	0	1.5%	99		754,459	442,965		0.5
	Ivory Coast	11 Mar 2020	08-Mar-22	81,559	3	795	-	1.0%	317	112	6,874,956			14.8
	Reunion	11 Mar 2020	08-Mar-22	310,181	8,019	680	14	0.2%	39,923					
	Ghana	13 Mar 2020	04-Mar-22	160,640	-	1,442	-	0.9%	528	152	7,721,716		127,214	15.1
	Guinea	13 Mar 2020	07-Mar-22	36,427	-	440	-	1.2%	285		3,531,742			13.9
	Gabon	13 Mar 2020	09-Mar-22	47,564	2	303	0	0.6%	2,189	553	299,993	245,649	841	10.8
	Sudan	13 Mar 2020	09-Mar-22	61,643	12	4,865	0	7.9%	144	-	5,126,250	2,333,416		5.2
	Kenya	13 Mar 2020	10-Mar-22	323,140	11	5,644	3	1.7%	615	104	11,536,327	7,787,074	260,064	14.2
	Ethiopia	13 Mar 2020	10-Mar-22	469,134	39	7,484	2	1.6%	419	49	22,549,021	19,099,431		16.2
	Central African Republic	14 Mar 2020	04-Mar-22	14,320	-	113	-	0.8%	302	59	819,313			15.9
	Seychelles	14 Mar 2020	09-Mar-22	39,605	202	163	0	0.4%	40,569		84,141	79,921	27,744	80.8
	Rwanda	14 Mar 2020	10-Mar-22	129,576	7	1,458	0	1.1%	1,026	1,194	8,811,796	7,808,436	1,676,522	58.8
	Namibia	14 Mar 2020	09-Mar-22	157,366	8	4,014	0	2.6%	6,308	526	440,661	373,802		14.5
	Swaziland	14 Mar 2020	10-Mar-22	69,379	28	1,392	1	2.0%	6,043		380,363	336,066		28.7
	Mauritania	14 Mar 2020	10-Mar-22	58,657	1	981	0	1.7%	1,296	413	1,539,645	1,043,548	34,249	21.9
	Mayotte	14 Mar 2020	04-Mar-22	36,703	-	187	-	0.5%	23,078					
	Equatorial Guinea	15 Mar 2020	07-Mar-22	15,894	-	183	-	1.2%	1,172	13,058	259,685			14.3
	Republic of Congo	15 Mar 2020	28-Feb-22	24,020	-	378	-	1.6%	446		675,865			11.2
	Benin	16 Mar 2020	03-Mar-22	26,575	-	163	-	0.6%	225	-	2,591,583			16.2
	Liberia	16 Mar 2020	09-Mar-22	7,387	3	294	0	4.0%	150		1,116,709	1,084,591		20.9
	Tanzania	16 Mar 2020	09-Mar-22	33,726	106	800	2	2.4%	58	-	3,223,953	2,493,984		4.1
	Somalia	16 Mar 2020	10-Mar-22	3,690,291	1,868	99,681	25	2.7%	6,302	452	20,558,264	17,448,183	1,471,593	29.1
Gambia	17 Mar 2020	06-Mar-22	11,963	-	365	-	3.1%	510	87	330,027			12.7	
Zambia	17 Mar 2020	10-Mar-22	314,850	209	3,960	0	1.3%	1,763	157	2,510,296	2,013,903	33,684	10.6	
Mauritius	18 Mar 2020	10-Mar-22	33,352	214	786	0	2.4%	2,635		993,298	947,467	491,390	74.4	

Djibouti	18 Mar 2020	09-Mar-22	15,564	14	189	0	1.2%	1,599	375	140,287	100,289		10.0
Niger	19 Mar 2020	09-Mar-22	8,774	5	307	0	3.5%	38	18	1,474,560	1,049,867		4.2
Chad	19 Mar 2020	07-Mar-22	7,258	-	190	-	2.6%	46	-	271,031			0.8
Zimbabwe	20 Mar 2020	10-Mar-22	241,049	706	5,407	7	2.2%	1,646	311	4,381,982	3,414,446	153,447	22.6
Cape Verde	20 Mar 2020	10-Mar-22	55,906	2	401	0	0.7%	10,166		352,929	300,099		53.4
Madagascar	20 Mar 2020	06-Mar-22	63,791	-	1,373	-	2.2%	237	55	1,038,325			3.5
Uganda	21 Mar 2020	06-Mar-22	163,416	-	3,592	-	2.2%	369	80	13,809,794			16.3
Eritrea	21 Mar 2020	10-Mar-22	9,719	1	103	0	1.1%	274					
Angola	21 Mar 2020	09-Mar-22	98,855	26	1,900	0	1.9%	311	73	10,780,927	5,609,044	227,810	16.5
Mozambique	22 Mar 2020	10-Mar-22	225,162	3	2,198	0	1.0%	741	48	12,963,020	11,476,420	138,218	35.7
Libya	24 Mar 2020	10-Mar-22	499,465	333	6,326	5	1.3%	7,370		2,175,002	1,104,501	80,803	15.9
Guinea-Bissau	25 Mar 2020	09-Mar-22	8,039	1	168	0	2.1%	418		515,764	339,123		16.8
Mali	25 Mar 2020	10-Mar-22	30,407	5	726	1	2.4%	155		1,227,110	881,628		4.2
Botswana	30 Mar 2020	25-Feb-22	263,950	-	2,619	-	1.0%	11,458	-	1,438,728		158,470	51.2
Sierra Leone	31 Mar 2020	10-Mar-22	7,667	1	125	0	1.6%	98		1,516,460	964,902		11.9
Burundi	31 Mar 2020	10-Mar-22	38,238	29	15	0	0.0%	332	200	9,738	9,181		0.1
Malawi	02 Apr 2020	10-Mar-22	85,476	15	2,620	0	3.1%	459	34	1,536,112	811,786		4.1
South Sudan	05 Apr 2020	08-Mar-22	17,025	10	137	-	0.8%	154	104	469,694			3.7
Sao Tome and Principe	06 Apr 2020	27-Feb-22	5,934	-	72	-	1.2%	2,759		111,775		4,031	34.9
Comoros	30 Apr 2020	10-Mar-22	8,057	6	160	0	2.0%	947		341,102	301,218		33.9
Lesotho	13May 2020	08-Mar-22	32,716	9	697	-	2.1%	1,539		782,175			33.7
			433,470,131	1,495,901	5,823,549	5,148	1.3%						

COVID-19 Epi curve among ASEAN Countries:

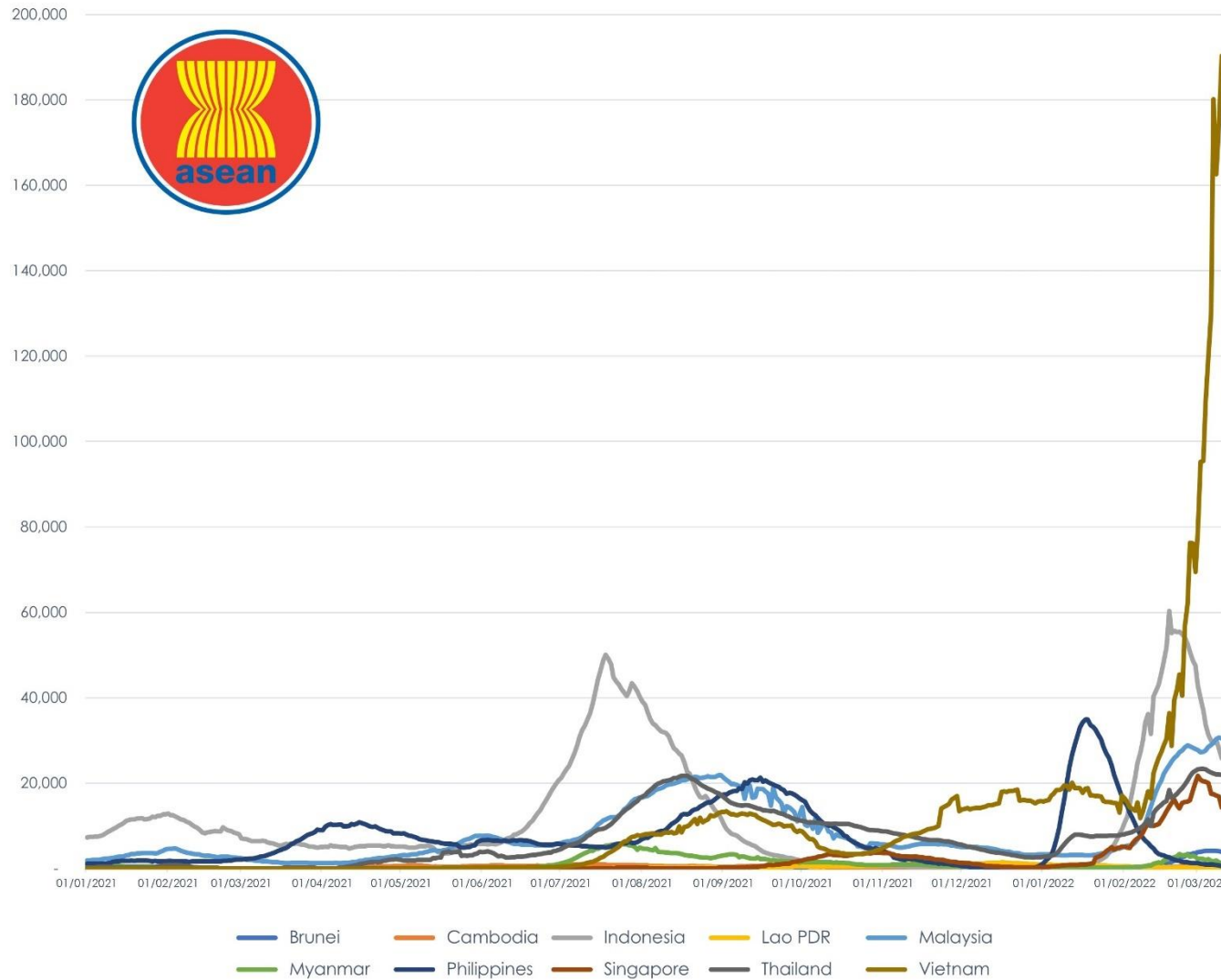
From January 1, 2021 to March 10, 2022



Cumulative cases of COVID-19 in the ASEAN Region as of March 10, 2022 (Report generated by ASEAN Biodiaspora Virtual Center)

7-Day Rolling Average of COVID-19 new cases

From January 1, 2021 to March 10, 2022

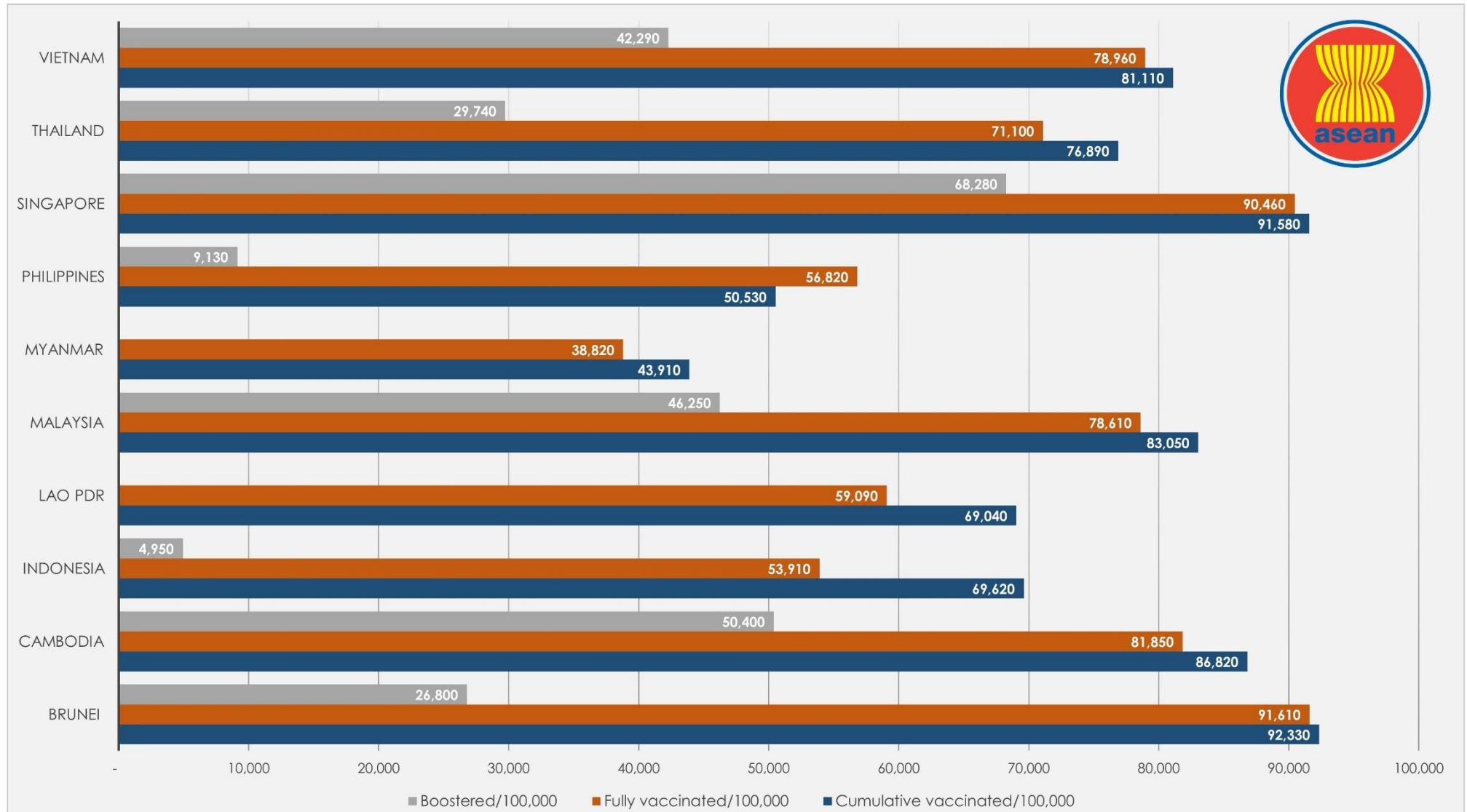


ASEAN Country	New Cases Rate of Change 7-Day Window*	P-value
Brunei	-35.97	0.052
Cambodia	-10.86	0.002
Indonesia	-1072.93	0.002
Lao PDR	2.51	0.047
Malaysia	501.06	0
Myanmar	-122.2	0.014
Philippines	-55.42	0.001
Singapore	-886.98	0.002
Thailand	-208.46	0.001
Vietnam	13709.44	0.003

**Beta coefficient of linear line of best fit; equal to the rate of change in the 7-day rolling average of new cases over the past 7 days (as of March 10, 2022)

COVID-19 Vaccination Status


as of 10 March 2022



Note: Philippine data on "Cumulative People Vaccinated" not updated

COVID-19 Outlook Assessment

as of 8 March 2022

 ASEAN MEMBER STATE	REQUIREMENT							
	At least 80% of the high-risk population has been vaccinated with at least one dose of a COVID-19 vaccine.		At least 65% of the total population has a level of immunity to COVID-19; either recovered from COVID-19 or have been vaccinated with at least one dose of a COVID-19 vaccine.		Case levels are generally low (a 7-day rolling average number of daily new cases that is <10 cases per 100,000, with each day's past-14-day test positivity is consistently <5%).		Government Policy on containment and health (strictness and comprehensiveness in COVID-19 related government policies)	
	% of High risk population fully vaccinated	Population vaccinated/day (7-day average)	% of Total population fully vaccinated / boosted	Population vaccinated/day (7-day average)	Daily cases/100,000	Test positivity last 14 days	Containment and health index score - Oxford COVID-19 Government Response Tracker (OxCGRT)	Change over the past 30 days
Brunei	≥90.0	Unknown	≥90.0/26.8	Unknown	940.46	Unknown	67.9/100	0.0
Cambodia	≥90.0	0%/day	88.0/50.4	0.01%/day	1.96	16.8	37.5/100	-11.0
Indonesia	≥90.0	0%/day	56.9/4.8	0.26%/day	10.37	16.1	61.6/100	0.0
Lao PDR	≥90.0	0%/day	64.5/ND	0.46%/day	3.03	20.1	78.3/100	+3.6
Malaysia	≥90.0	0%/day	79.1/46.1	0%/day	96.18	13.6	58.0/100	0.0
Myanmar	≥90.0	0%/day	40.2/ND	0.46%/day	2.69	8.9	71.2/100	+1.8
Philippines	≥90.0	0%/day	61.1/9.1	unknown	0.71	7.5	82.4/100	0.0
Singapore	≥90.0	0%/day	87.5/68.3	0.05%/day	252.67	Unknown	74.4/100	0.0
Thailand	≥90.0	0%/day	72.2/29.7	0.01%/day	31.67	25.2	52.4/100	-0.6
Vietnam	87.7	0.14%/day	83.6/41.9	0.14%/day	180.57	90	73.2/100	+1.8



Report generated by
ASEAN Biodiaspora Virtual Center (ABVC)
 in collaboration with **Bluedot Inc.**
 Email: support@biodiaspora.org

