

COVID-19 Situational Report in the ASEAN Region

ASEAN Biodiaspora Virtual Center (ABVC)

as of June 11, 2021



COVID-19: Highlights and Situation Overview

Global Update

- Worldwide, there have been over 175 million cases and more than 3 million deaths attributed to COVID-19.

Regional Update

- Indonesia reported 8,892 new daily COVID-19 cases on Thursday (June 10), the highest number since February 23. Case numbers have risen sharply in Java and Sumatra three weeks after holidays that followed the Islamic fasting month of Ramadan, when millions ventured across the country. An epidemiologist and provincial taskforce advisor said that the spike is attributed to increased mobility and possible spread of coronavirus variants, which have driven big spikes in many countries.
- Singapore will relax the tightened Covid-19 measures currently in place and move to phase 3 (heightened alert) from Monday (June 14). In a press conference on Thursday (June 10), the COVID-19 multi-ministry task force said Singapore will gradually reopen in two steps. Starting June 14, the two-person limit on group social gatherings will be raised to five, the same two-person cap on the number of unique daily visitors to a household will also be raised to five. Attractions, cruises, museums and public libraries will be allowed to operate at 50% of their normal capacity, up from 25%. Live performances, spectator sports events, movie screenings at cinemas, events in the MICE (meetings, incentives, conferences and exhibitions) industry, worship services and marriage solemnizations outside the home will be able to resume with up to 250 attendees, if pre-event testing (PET) is conducted, or up to 50 attendees without PET. Services which require masks to be removed, such as facials and saunas, will also be allowed to resume. Home-based businesses will be allowed to operate with up to five unique visitors a day. Groups of up to five per room will be allowed for hotel stays, up from two currently. Meanwhile, starting June 21, food and beverage establishments will be allowed to resume dining-in services with safe distancing in place. Fitness studios and gyms may resume activities which involve removing one's mask, with safe distancing of at least 2m between individuals, even within a group, and 3m between groups of individuals. In-person tuition and enrichment classes for those aged 18 and below will be allowed to resume.

Vaccine Update

- The Philippines government said on Friday (June 11) that it will exempt elderly people who have been fully vaccinated from stay-at-home orders to encourage more to get inoculated and help authorities meet COVID-19 immunization targets. Presidential spokesperson said that seniors living in areas under looser quarantine restrictions will be allowed to go out starting June 16, but will still need to wear masks, face shields and practice social distancing. As of June 6, only 1.54 million, or 16%, of the elderly population of more than 9 million, had got their first shot, while more than 343,000 had received their second doses. Meanwhile, a delay in COVID-19 vaccine deliveries to the Philippines has forced some cities in the capital region to close vaccination sites. Presidential spokesperson appealed on Thursday (June 10) for understanding, while assuring the public that "the country will have more supply in the coming months and everyone will be vaccinated". Only 4.5 million of the 7 million doses of COVID-19 vaccines that were scheduled to arrive in May were delivered.

- Thailand's Department of Disease Control has signed a contract with Pfizer as an initial step to buy COVID-19 vaccines. According to the Public Health Minister, the contract that was signed would allow Pfizer to submit their documents to register the vaccine with the Food and Drug Administration (FDA). So far, five vaccines have been approved by the FDA for use in Thailand. They are: AstraZeneca imported by AstraZeneca (Thailand) Ltd and manufactured locally by Siam Bioscience Ltd; CoronaVac or Sinovac, which is imported by the Government Pharmaceutical Organization; Johnson & Johnson vaccine that is imported by Janssen-Cilag Ltd, Moderna vaccine that is imported by Zuellig Pharma Ltd, and Sinopharm's Covilo vaccine that is imported by Bio Genetech Ltd. The Minister added that he expects more than 10 million Thais to be vaccinated by the end of June after vaccination for the general public started last June 7. Meanwhile, statistics presented by the Ministry of Higher Education, Science, Research and Innovation indicated that as of June 9, Thailand had injected 5.1 million doses of Sinovac and AstraZeneca vaccines, making it the third most vaccinated country in the ASEAN region behind Indonesia and the Philippines.
- Cambodia's Ministry of Health's spokesperson said on June 11 that the government is on track to wrap up its COVID-19 vaccination campaign in the country's capital, Phnom Penh, next month with more than two million people inoculated with vaccine against COVID-19. She added that on July at the latest, the government will wrap up the campaign in the 14 districts of Phnom Penh. As of June 9, more than 1.7 million in the capital had been inoculated while more than 250,000 residents in the remaining three districts will receive the jabs in the following days. As of June 10, Cambodia had vaccinated nearly 2.8 million people nationwide, or 27.95% of the targeted 10 million jabs, wherein 2.28 million of which have been fully vaccinated with two doses.
- AstraZeneca says it is working closely with Southeast Asia governments to ensure its COVID-19 vaccine is supplied "as quickly as possible", after reported delays in deliveries of orders from the Thai plant.

Travel Advisories (new update/s)

- Singapore: Ministry of Transport (MOT) said on Thursday (June 10) that the Singapore-Hong Kong air travel bubble will remain on hold even though the COVID-19 situation in Singapore has improved. Authorities on both sides will review the situation in July before deciding on a launch date. Under the terms of the agreement, the travel bubble will be suspended for at least 14 days if the seven-day moving average of unlinked local COVID-19 cases a day, excluding dormitory resident cases in Singapore, is more than five in either Singapore or Hong Kong.

Cases and Deaths as of 11 June 2021

- As of 11 June 2021 (2PM, GMT+8), worldwide, there were **175,906,438** confirmed cases, including **3,789,990** deaths. Globally, Case Fatality Rate (CFR) is **2.2**.
- In **China**, there were **115,486** confirmed cases with **5,207** deaths, including deaths in Hong Kong (210) and Taiwan (361). Confirmed cases in China include confirmed cases in Hong Kong (11,875), Macau (52), and Taiwan (12,222).
- **4,262,512 confirmed cases** of COVID-19 have been reported in the ASEAN region with a total of **83,376 deaths**, with a CFR of **2.0**.

REGION	COUNTRY	FIRST CONFIRMED CASE(S)	LATEST REPORT ON CONFIRMED CASE(S)	TOTAL CONFIRMED CASES	NEW CASES (7-DAY ROLLING AVERAGE)	TOTAL DEATHS	NEW DEATHS (7-DAY ROLLING AVERAGE)	CASE FATALITY RATE	CUMULATIVE CASES/ 100,000	NUMBER OF TESTS LAST 14 DAYS/ 100,000	CUMULATIVE VACCINATED (% POPULATION WITH AT LEAST 1 DOSE)	CUMULATIVE FULLY VACCINATED	FULLY VACCINATED / 100,000
ASEAN REGION	Brunei	10 Mar 20	09 Jun 21	246	-	3	-	1.2%	56		47,040 (10.6)	11,410	2,610
	Cambodia	27 Jan 20	10 Jun 21	36,666	426 (640)	300	11 (9)	0.8%	233	454	2,770,433 (17.6)	2,235,148	13,370
	Indonesia	02 Mar 20	10 Jun 21	1,885,942	8,892 (6,974)	52,373	211 (183)	2.8%	722	242	18,718,769 (7.2)	11,436,259	4,180
	Lao PDR	24 Mar 20	10 Jun 21	1,975	4 (5)	3	-	0.2%	29	350	694,374 (10.3)	340,214	4,680
	Malaysia	25 Jan 20	10 Jun 21	639,562	5,671 (6,313)	3,684	73 (84)	0.6%	1,963	3,803	2,724,048 (8.4)	1,220,939	3,770
	Myanmar	23 Mar 20	10 Jun 21	144,876	161 (133)	3,237	4 (2)	2.2%	274	31	1,772,177 (3.4)	1,222,723	2,250
	Philippines	30 Jan 20	10 Jun 21	1,293,687	7,470 (6,541)	22,312	122 (136)	1.7%	1,252	435	4,491,948 (4.3)	1,604,260	1,460
	Singapore	23 Jan 20	10 Jun 21	62,236	13 (13)	34	-	0.1%	1,608	12,318	2,503,814 (64.7)	1,888,253	32,280
	Thailand	13 Jan 20	10 Jun 21	187,538	2,310 (2,599)	1,375	43 (33)	0.7%	272	803	3,672,372 (5.3)	1,434,697	2,060
	Vietnam	23 Jan 20	10 Jun 21	9,784	219 (246)	55	- (1)	0.6%	11	542	1,312,741 (1.4)	42,115	40
				4,262,512	25,166	83,376	464	2.0%					

- **171,528,440 confirmed cases** of COVID-19 have been reported in **222 countries/states** (other than China, Hong Kong, Taiwan, Macau, and ASEAN countries):

REGION	COUNTRY	FIRST CONFIRMED CASE(S)	LATEST REPORT ON CONFIRMED CASE(S)	TOTAL CONFIRMED CASES	NEW CASES	TOTAL DEATHS	NEW DEATHS	CASE FATALITY RATE	CUMULATIVE CASES/ 100,000	NUMBER OF TESTS LAST 14 DAYS/ 100,000	CUMULATIVE IMMUNIZED	CUMULATIVE FULLY VACCINATED	FULLY VACCINATED/ 100,000
ASIA PACIFIC	Japan	16 Jan 2020	10-Jun-21	770,357	2,077	13,871	73	1.8%	609	683	15,223,263	5,160,349	4,080
	South Korea	20 Jan 2020	10-Jun-21	146,303	611	1,979	2	1.4%	283	632	9,794,163	2,349,485	4,580
	Nepal	24 Jan 2020	10-Jun-21	601,687	2,874	8,238	59	1.4%	2,142	559	2,169,820	691,494	2,370
	Australia	25 Jan 2020	10-Jun-21	30,226	16	910	-	3.0%	118	3,480	4,695,288	649,574	2,550
	Sri Lanka	27 Jan 2020	10-Jun-21	216,134	2,738	1,910	66	0.9%	997	1,112	2,023,256	353,955	1,650
	India	30 Jan 2020	10-Jun-21	29,273,338	91,266	363,097	3,402	1.2%	2,418	2,294	191,222,380	45,634,125	3,310
	Afghanistan	24 Feb 2020	10-Jun-21	87,716	1,824	3,412	56	3.9%	236		482,952	158,343	410
	Pakistan	26 Feb 2020	10-Jun-21	937,434	1,303	21,529	76	2.3%	442	289	7,281,817	2,540,238	1,150
	New Zealand	28 Feb 2020	10-Jun-21	2,697	1	26	-	1.0%	55	1,029	498,670	276,774	5,740
	Bhutan	05 Mar 2020	10-Jun-21	1,769	30	1	-	0.1%	234	-	482,716		
Maldives	07 Mar 2020	09-Jun-21	69,213	-	191	-	0.3%	13,421	10,365	313,085	175,118	32,400	

	Bangladesh	08 Mar 2020	10-Jun-21	820,395	2,576	12,989	40	1.6%	508	111	5,823,245	4,223,283	2,560
	Mongolia	10 Mar 2020	10-Jun-21	70,482	1,460	334	10	0.5%	2,223	2,656	1,884,272	1,596,857	48,710
	Turkey	10 Mar 2020	10-Jun-21	5,313,098	6,408	48,524	96	0.9%	6,454	2,934	18,538,800	13,448,541	15,950
	French Polynesia	12 Mar 2020	09-Jun-21	18,914	-	142	-	0.8%	6,811		63,204	52,535	18,700
	Guam	15 Mar 2020	08-Jun-21	8,215	-	139	-	1.7%	4,956		94,305	77,521	46,760
	New Caledonia	17 Mar 2020	29-May-21	128	-	-	-	0.0%	45		53,838	44,909	15,730
	Fiji	18 Mar 2020	09-Jun-21	880	-	4	-	0.5%	100	809	218,830	4,599	510
	Papua New Guinea	21 Mar 2020	08-Jun-21	16,580	-	164	-	1.0%	193		38,176		
	Timor Leste	21 Mar 2020	09-Jun-21	7,941	-	18	-	0.2%	626		81,800	6	-
	Northern Mariana Islands	28 Mar 2020	28-May-21	183	-	2	-	1.1%	322				
	North Korea	24 Jul 2020	25-Jul-20	1	-	-	-	0.0%	0				
	Solomon Islands	03 Oct 2020	16-Apr-21	20	-	-	-	0.0%	3		17,000	3,479	510
	Wallis et Futuna	17 Oct 2020	06-May-21	445	-	7	-	1.6%	2,777		4,445	4,119	36,630
	Marshall Islands	26 Oct 2020	17-Nov-20	4	-				7		16,857	14,275	24,440
	Vanuatu	11 Nov 2020	21-Apr-21	4	-	1	-	25.0%	1		860		
	Samoa	18 Nov 2020	12-Feb-21	3	-	-	-	0.0%	2		38,361		
	Micronesia	11 Jan 2021	11-Jan-21	1	-				1		26,791	21,967	21,190
	Palau	31 May 2021	31-May-21	1	-	-	-	0.0%	6		13,802	12,482	69,700
AMERICAS	USA	21 Jan 2020	10-Jun-21	34,273,679	8,952	613,781	287	1.8%	10,442	1,360	172,054,276	140,980,110	42,150
	Canada	25 Jan 2020	10-Jun-21	1,397,943	1,156	25,863	20	1.9%	3,678	2,283	23,835,779	3,421,995	9,070
	Brazil	26 Feb 2020	09-Jun-21	17,130,234	-	479,811	-	2.8%	8,090	-	51,465,240	23,347,554	10,980
	Mexico	28 Feb 2020	09-Jun-21	2,441,866	-	229,353	-	9.4%	2,036	72	24,570,319	14,358,881	11,140
	Saint Martin	01 Mar 2020	03-Jun-21	2,040	-	12	-	0.6%	5,474				
	Ecuador	01 Mar 2020	09-Jun-21	433,870	-	20,903	-	4.8%	2,540	228	1,825,096	891,976	5,060
	Dominican Republic	01 Mar 2020	10-Jun-21	305,569	1,141	3,695	9	1.2%	2,875	450	4,091,884	1,564,664	14,420
	Chile	03 Mar 2020	10-Jun-21	1,453,478	7,708	30,339	198	2.1%	7,761	4,033	11,324,911	8,669,868	45,350

Argentina	03 Mar 2020	10-Jun-21	4,066,156	27,628	83,941	669	2.1%	9,139	508	11,888,649	3,124,085	6,910
Peru	05 Mar 2020	09-Jun-21	1,991,203	-	187,479	-	9.4%	6,225	-	3,112,369	1,459,235	4,430
Costa Rica	06 Mar 2020	09-Jun-21	336,007	-	4,278	-	1.3%	6,721	1,201	1,219,551	686,626	13,480
Colombia	06 Mar 2020	10-Jun-21	3,665,137	29,302	94,046	573	2.6%	7,382	1,837	8,262,316	3,471,207	6,820
French Guiana	06 Mar 2020	09-Jun-21	25,292	-	130	-	0.5%	12,937				
Martinique	06 Mar 2020	08-Jun-21	12,110	-	98	-	0.8%	2,797				
Paraguay	07 Mar 2020	09-Jun-21	382,231	-	10,278	-	2.7%	5,495	1,197	327,971	79,673	1,120
Panama	10 Mar 2020	09-Jun-21	384,512	-	6,413	-	1.7%	9,206	2,396	757,307	407,089	9,430
Bolivia	10 Mar 2020	09-Jun-21	396,814	-	15,247	-	3.8%	3,495	989	1,490,937	449,158	3,850
Honduras	11 Mar 2020	09-Jun-21	243,467	-	6,559	-	2.7%	2,539		369,571	56,960	580
Cuba	11 Mar 2020	10-Jun-21	153,578	1,158	1,057	12	0.7%	1,355	1,978	1,810,895	173,704	1,530
Guyana	11 Mar 2020	09-Jun-21	17,939	-	417	-	2.3%	2,303		209,835	75,412	9,590
Jamaica	12 Mar 2020	10-Jun-21	49,110	20	989	1	2.0%	1,673	634	155,683	22,206	750
St Vincent and the Grenadines	12 Mar 2020	08-Jun-21	2,092	-	12	-	0.6%	1,898		18,417		
Saint Lucia	13 Mar 2020	09-Jun-21	5,156	-	80	-	1.6%	2,835		29,023	20,042	10,910
Trinidad and Tobago	13 Mar 2020	10-Jun-21	27,806	273	630	14	2.3%	2,001	1,549	136,597	5,896	420
Venezuela	13 Mar 2020	09-Jun-21	246,764	-	2,764	-	1.1%	855		3,127,954		
Guatemala	13 Mar 2020	09-Jun-21	265,662	-	8,361	-	3.1%	1,540	264	499,403	120,608	670
Uruguay	13 Mar 2020	09-Jun-21	326,405	-	4,816	-	1.5%	9,463	6,189	2,057,378	1,083,030	31,180
Curacao	13 Mar 2020	09-Jun-21	12,287	-	123	-	1.0%	7,687		86,576	72,976	44,470
Puerto Rico	13 Mar 2020	10-Jun-21	269,238	272	2,525	1	0.9%	8,430		1,688,516	1,259,176	39,430
Suriname	13 Mar 2020	09-Jun-21	17,313	-	373	-	2.2%	3,006		90,029	22,171	3,780
Antigua and Barbuda	13 Mar 2020	04-Jun-21	1,263	-	42	-	3.3%	1,312		34,368	22,896	23,380
Guadeloupe	13 Mar 2020	09-Jun-21	16,608	-	225	-	1.4%	3,749				
Cayman Islands	13 Mar 2020	08-Jun-21	592	-	2	-	0.3%	922		46,928	39,090	59,480
Aruba	14 Mar 2020	09-Jun-21	11,068	-	107	-	1.0%	10,457		64,765	53,551	50,160
Bahamas	15 Mar 2020	09-Jun-21	12,027	-	232	-	1.9%	3,119		48,434	13,749	3,500
US Virgin Islands	16 Mar 2020	10-Jun-21	3,618	58	28	-	0.8%	3,382		38,910	32,468	31,020
Sint Maarten	17 Mar 2020	09-Jun-21	2,503	-	30	-	1.2%	6,157		18,558	13,467	31,400

Montserrat	17 Mar 2020	14-Feb-21	20	-	1	-	5.0%	214		1,358	1,164	23,280	
Barbados	17 Mar 2020	07-Jun-21	4,032	-	47	-	1.2%	1,407		84,300	61,664	21,460	
El Salvador	18 Mar 2020	09-Jun-21	74,983	-	2,284	-	3.0%	1,168	-	1,300,747	930,618	14,350	
Nicaragua	18 Mar 2020	08-Jun-21	7,662	-	188	-	2.5%	119		167,500			
Bermuda	18 Mar 2020	07-Jun-21	2,497	-	33	-	1.3%	3,904		39,865	34,987	56,180	
Haiti	19 Mar 2020	09-Jun-21	15,908	-	333	-	2.1%	143					
Dominica	22 Mar 2020	27-May-21	188	-	-	-	0.0%	262		19,830	17,296	24,030	
Grenada	22 Mar 2020	12-May-21	161	-	1	-	0.6%	144		17,970	9,005	8,000	
Belize	23 Mar 2020	09-Jun-21	12,916	-	325	-	2.5%	3,372	958	67,851	12,270	3,090	
Turks and Caicos Islands	23 Mar 2020	08-Jun-21	2,421	-	18	-	0.7%	6,428		20,760	15,410	39,800	
Saint Kitts and Nevis	24 Mar 2020	05-Jun-21	83	-	-	-	0.0%	158		21,066	8,562	16,100	
British Virgin Islands	25 Mar 2020	15-May-21	248	-	1	-	0.4%	832		11,553	4,749	15,710	
Anguilla	26 Mar 2020	11-May-21	109	-	-	-	0.0%	822		9,044	5,513	36,750	
Caribbean Netherlands	01 Apr 2020	06-Jun-21	1,616	-	17	-	1.1%	8,972		5,726	1,665	6,350	
Falkland Islands	03 Apr 2020	22-Apr-21	63	-	-	-	0.0%	2,388		2,632	1,775	50,960	
Saint Pierre and Miquelon	05 Apr 2020	28-Apr-21	25	-	-	-	0.0%	357					
Saint Barthelemy	25 Jul 2020	20-May-21	1,005	-	1	-	0.1%	11,893					
EUROPE	France	24 Jan 2020	10-Jun-21	5,729,967	4,475	110,270	68	1.9%	8,554		28,310,571	12,906,685	19,100
	Germany	27 Jan 2020	10-Jun-21	3,729,712	2,715	90,281	94	2.4%	4,485	1,126	39,097,643	19,857,285	23,700
	Finland	29 Jan 2020	10-Jun-21	93,613	93	959	-	1.0%	1,696	2,550	2,691,057	640,334	11,560
	Italy	30 Jan 2020	10-Jun-21	4,239,868	2,078	126,855	88	3.0%	7,016	3,291	27,453,481	13,494,566	22,320
	Russian Federation	31 Jan 2020	10-Jun-21	5,167,949	11,699	125,278	383	2.4%	3,577	2,557	17,954,601	13,651,118	9,350
	Spain	31 Jan 2020	10-Jun-21	3,729,458	14,004	80,465	132	2.2%	7,931	1,448	20,305,788	11,552,393	24,710
	Sweden	31 Jan 2020	10-Jun-21	1,082,729	831	14,546	-	1.3%	10,633		3,995,634	1,892,613	18,740
	United Kingdom of Great Britain	31 Jan 2020	10-Jun-21	4,542,986	7,232	127,867	7	2.8%	6,833	11,522	40,710,319	28,540,844	42,040
	Belgium	05 Feb 2020	10-Jun-21	1,073,358	1,183	25,061	10	2.3%	9,397	3,689	5,363,356	2,761,505	23,830
	Switzerland	25 Feb 2020	10-Jun-21	699,697	358	10,852	1	1.6%	8,216	2,465	3,410,010	2,057,177	23,770

Austria	25 Feb 2020	10-Jun-21	647,971	283	10,650	-	1.6%	7,324	54,499	4,052,056	1,937,189	21,510
Croatia	25 Feb 2020	10-Jun-21	358,245	184	8,110	7	2.3%	8,760	1,239	1,357,103	590,681	14,390
Norway	26 Feb 2020	10-Jun-21	127,591	125	789	-	0.6%	2,401	2,749	1,849,609	1,209,616	22,310
Romania	26 Feb 2020	10-Jun-21	1,079,427	133	31,531	148	2.9%	5,543	958	4,476,936	4,036,699	20,980
Estonia	26 Feb 2020	10-Jun-21	130,364	54	1,266	1	1.0%	9,869	3,214	512,234	279,464	21,070
Georgia	26 Feb 2020	10-Jun-21	351,954	705	4,996	14	1.4%	9,433	6,486	184,718	54,474	1,370
North Macedonia	26 Feb 2020	10-Jun-21	155,487	18	5,468	1	3.5%	7,465	2,396	249,187	150,775	7,240
Greece	26 Feb 2020	10-Jun-21	413,170	750	12,370	24	3.0%	3,851	4,047	4,100,020	2,506,621	24,050
Denmark	27 Feb 2020	09-Jun-21	288,229	-	2,520	-	0.9%	4,972	20,636	2,497,930	1,414,966	24,430
San Marino	27 Feb 2020	31-May-21	5,090	-	90	-	1.8%	15,066		21,612	21,580	63,590
Lithuania	27 Feb 2020	10-Jun-21	277,222	220	4,327	7	1.6%	9,938	4,917	1,143,987	737,761	27,100
Netherlands	27 Feb 2020	10-Jun-21	1,669,121	1,561	17,705	5	1.1%	9,687	792	7,451,682	3,845,016	22,440
Azerbaijan	27 Feb 2020	10-Jun-21	334,992	75	4,951	3	1.5%	3,369	960	1,679,448	945,428	9,320
Belarus	28 Feb 2020	10-Jun-21	402,819	966	2,949	10	0.7%	4,247	1,990	517,151	279,683	2,960
Iceland	28 Feb 2020	09-Jun-21	6,616	-	30	-	0.5%	1,871	-	198,155	105,590	30,940
Ireland	28 Feb 2020	10-Jun-21	265,754	398	4,941	-	1.9%	5,476	-	1,760,642	514,808	10,430
Monaco	29 Feb 2020	09-Jun-21	2,514	-	33	-	1.3%	6,499		17,704	14,070	35,850
Czech Republic	01 Mar 2020	10-Jun-21	1,664,649	267	30,211	9	1.8%	15,666		4,352,144	1,906,525	17,800
Luxembourg	01 Mar 2020	10-Jun-21	70,383	40	818	-	1.2%	11,581	10,380	257,923	148,647	23,750
Armenia	01 Mar 2020	10-Jun-21	223,460	76	4,478	4	2.0%	7,570	1,097	33,529		
Latvia	02 Mar 2020	10-Jun-21	135,584	196	2,443	15	1.8%	7,038	5,794	545,695	385,866	20,460
Portugal	02 Mar 2020	10-Jun-21	855,432	910	17,043	6	2.0%	8,320	4,086	4,248,910	2,221,105	21,780
Andorra	02 Mar 2020	10-Jun-21	13,805	14	127	-	0.9%	17,927	1,801	30,535	10,938	14,160
Liechtenstein	03 Mar 2020	10-Jun-21	3,023	1	58	-	1.9%	7,974	4,891	14,236	9,817	25,740
Ukraine	03 Mar 2020	10-Jun-21	2,219,824	1,785	51,507	97	2.3%	4,975	615	1,364,566	180,453	410
Slovenia	04 Mar 2020	10-Jun-21	256,103	196	4,393	1	1.7%	12,388	1,570	739,421	506,464	24,360
Hungary	04 Mar 2020	10-Jun-21	806,591	206	29,896	7	3.7%	8,257	1,553	5,260,418	3,989,525	41,300
Poland	04 Mar 2020	10-Jun-21	2,876,667	378	74,447	84	2.6%	7,574	1,369	15,048,382	8,930,085	23,600
Faroe Islands	04 Mar 2020	09-Jun-21	752	-	1	-	0.1%	1,551		23,867	14,375	29,420
Bosnia and Herzegovina	05 Mar 2020	10-Jun-21	204,567	55	9,473	6	4.6%	6,154	666	188,848	43,858	1,340

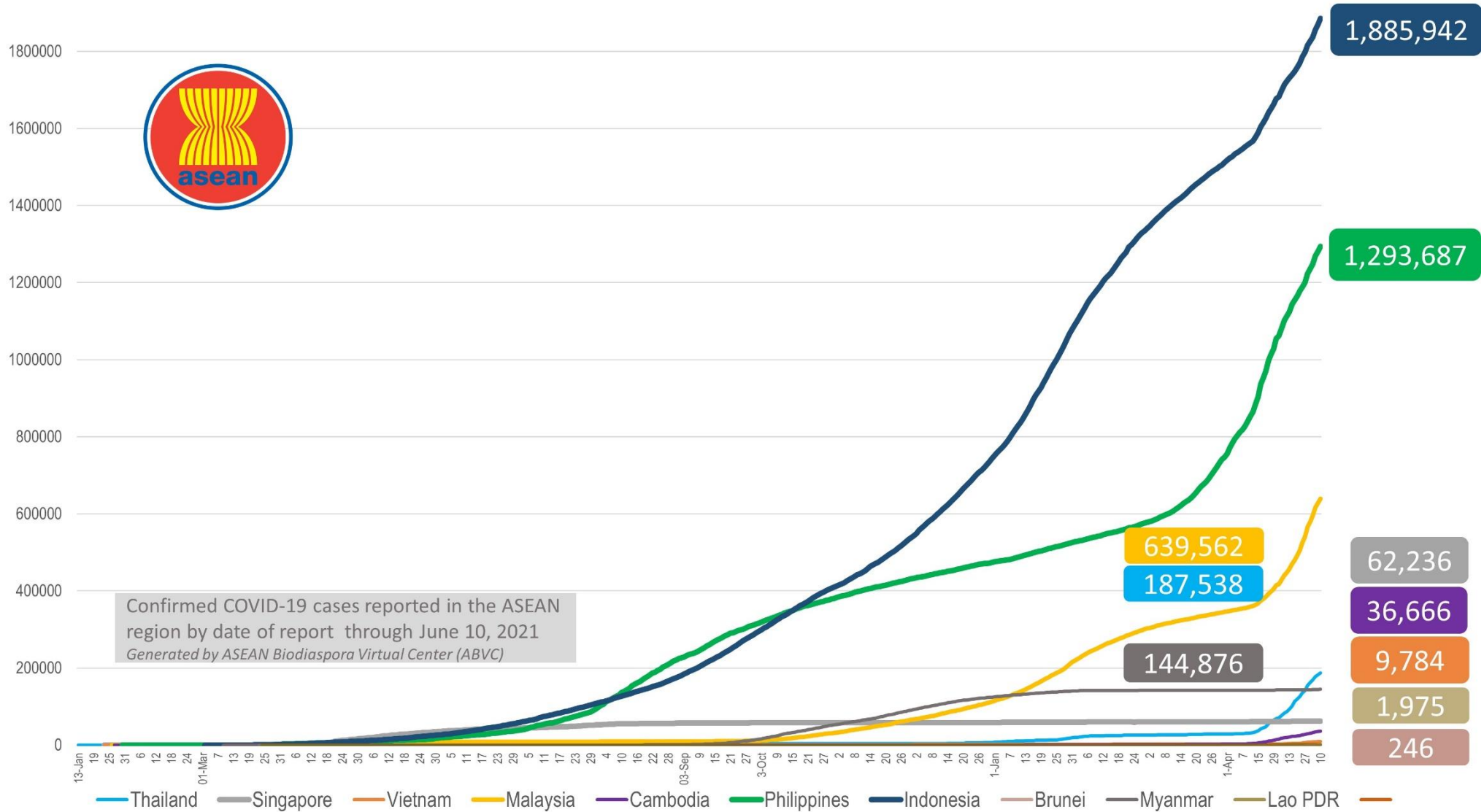
	Gibraltar	05 Mar 2020	09-Jun-21	4,304	-	94	-	2.2%	12,765		39,118	38,635	114,670
	Slovakia	06 Mar 2020	10-Jun-21	390,809	116	12,433	3	3.2%	7,175	14,148	1,840,253	1,024,710	18,770
	Serbia	06 Mar 2020	10-Jun-21	714,462	210	6,945	7	1.0%	10,233	964	2,599,345	2,171,244	31,910
	Vatican City	06 Mar 2020	17-Oct-20	27	-	-	-	0.0%	2,932				
	Malta	07 Mar 2020	10-Jun-21	30,577	4	419	-	1.4%	6,324	4,981	330,970	243,252	55,090
	Moldova	07 Mar 2020	10-Jun-21	255,661	60	6,147	2	2.4%	7,210	1,396	374,041	127,855	3,170
	Bulgaria	08 Mar 2020	10-Jun-21	420,090	100	17,887	15	4.3%	6,001	1,943	860,007	664,534	9,560
	Albania	09 Mar 2020	10-Jun-21	132,426	11	2,452	-	1.9%	4,620	1,012	496,024	320,532	11,140
	Cyprus	09 Mar 2020	09-Jun-21	72,996	-	367	-	0.5%	6,138	44,996	413,032	260,069	29,690
	Channel Islands	09 Mar 2020	29-May-21	823	-	17	-	2.1%	1,262		32,969	13,618	20,310
	Jersey	10 Mar 2020	10-Jun-21	3,265	5	69	-	2.1%	3,595		61,284	49,691	49,160
	Kazakhstan	13 Mar 2020	10-Jun-21	397,976	1,144	4,124	13	1.0%	2,178	-	2,326,487	1,240,391	6,610
	Kosovo	13 Mar 2020	10-Jun-21	107,490	21	2,237	1	2.1%	5,825				
	Uzbekistan	15 Mar 2020	10-Jun-21	102,605	243	702	1	0.7%	311		1,199,354	443,390	1,320
	Greenland	16 Mar 2020	05-Jun-21	43	-	-	-	0.0%	77		19,523	8,545	15,050
	Montenegro	17 Mar 2020	10-Jun-21	99,890	23	1,596	-	1.6%	16,051		142,558	109,695	17,470
	Kyrgyzstan	18 Mar 2020	10-Jun-21	108,667	494	1,869	5	1.7%	1,721		88,178	47,400	730
	Isle of Man	19 Mar 2020	09-Jun-21	1,599	-	29	-	1.8%	1,902		61,317	28,467	33,480
	Tajikistan	30 Apr 2020	10-Jan-21	13,308	-	90	-	0.7%	146		79,376	12,399	130
MIDDLE EAST	UAE	29 Jan 2020	09-Jun-21	589,423	-	1,710	-	0.3%	6,120	25,566	5,081,853	3,836,521	38,790
	Iran	19 Feb 2020	09-Jun-21	2,990,714	-	81,519	-	2.7%	3,656	1,840	3,915,783	637,870	760
	Israel	21 Feb 2020	10-Jun-21	839,624	39	6,428	10	0.8%	9,451	2,472	5,471,687	5,141,453	59,400
	Lebanon	21 Feb 2020	09-Jun-21	541,940	-	7,780	-	1.4%	7,913	2,292	617,035	311,113	4,560
	Kuwait	24 Feb 2020	10-Jun-21	323,357	1,709	1,810	4	0.6%	7,816	2,804	822,000	38,000	890
	Oman	24 Feb 2020	10-Jun-21	230,219	1,640	2,467	19	1.1%	4,767		216,549	80,345	1,570
	Bahrain	24 Feb 2020	09-Jun-21	254,920	-	1,171	-	0.5%	16,243	12,409	1,014,105	845,480	49,690
	Iraq	24 Feb 2020	10-Jun-21	1,242,540	4,684	16,648	34	1.3%	3,233	1,104	453,361		
	Qatar	29 Feb 2020	10-Jun-21	219,281	143	574	1	0.3%	7,883	1,266	1,566,366	1,163,071	40,370
	Saudi Arabia	02 Mar 2020	10-Jun-21	462,528	1,286	7,503	-	1.6%	1,372	2,577			
	Jordan	02 Mar 2020	10-Jun-21	742,178	479	9,570	9	1.3%	7,455	2,229	1,892,782	594,835	5,830
	Palestine	05 Mar 2020	10-Jun-21	339,859	228	3,792	2	1.1%	7,438		373,478	234,354	4,590
	Syria	22 Mar 2020	09-Jun-21	24,723	-	1,801	-	7.3%	146		71,519		
	Yemen	10 Apr 2020	09-Jun-21	6,832	-	1,337	-	19.6%	24		196,234		
AFRICA	Egypt	14 Feb 2020	09-Jun-21	270,292	-	15,471	-	5.7%	275		2,465,521	356,958	350

Algeria	25 Feb 2020	10-Jun-21	132,355	321	3,552	8	2.7%	313		2,500,000		
Nigeria	28 Feb 2020	09-Jun-21	166,982	-	2,117	-	1.3%	85	45	1,964,095	261,670	130
Tunisia	02 Mar 2020	10-Jun-21	362,658	2,373	13,305	76	3.7%	3,136	621	871,325	352,238	2,980
Morocco	02 Mar 2020	10-Jun-21	522,765	376	9,192	2	1.8%	1,451	248	9,354,932	6,687,738	18,120
Senegal	02 Mar 2020	10-Jun-21	41,850	54	1,150	-	2.7%	264	107	466,578	70,889	420
South Africa	05 Mar 2020	10-Jun-21	1,722,086	9,147	57,410	100	3.3%	2,980	699	642,946	480,665	810
Cameroon	06 Mar 2020	08-Jun-21	79,904	-	1,302	-	1.6%	317		66,216	14,229	50
Togo	06 Mar 2020	09-Jun-21	13,563	-	126	-	0.9%	172	123	270,784	47,882	580
Burkina Faso	09 Mar 2020	08-Jun-21	13,454	-	167	-	1.2%	68		200		
Democratic Republic of Congo	10 Mar 2020	09-Jun-21	33,956	-	821	-	2.4%	40		27,962	2,609	-
Ivory Coast	11 Mar 2020	09-Jun-21	47,547	-	306	-	0.6%	190	82	644,253		
Reunion	11 Mar 2020	09-Jun-21	27,235	-	212	-	0.8%	3,505				
Ghana	13 Mar 2020	09-Jun-21	94,369	-	789	-	0.8%	317	83	852,047	376,169	1,210
Guinea	13 Mar 2020	09-Jun-21	23,334	-	165	-	0.7%	188		289,337	95,637	730
Gabon	13 Mar 2020	09-Jun-21	24,696	-	156	-	0.6%	1,165		19,755	9,973	450
Sudan	13 Mar 2020	09-Jun-21	36,203	-	2,719	-	7.5%	87		404,397	60,800	140
Kenya	13 Mar 2020	10-Jun-21	174,285	624	3,362	17	1.9%	339	-	979,955	50,490	90
Ethiopia	13 Mar 2020	10-Jun-21	273,678	280	4,231	5	1.5%	251	45	1,894,717		
Central African Republic	14 Mar 2020	07-Jun-21	7,101	-	98	-	1.4%	152		25,551	990	20
Seychelles	14 Mar 2020	08-Jun-21	12,466	-	46	-	0.4%	12,883		70,653	65,873	66,980
Rwanda	14 Mar 2020	09-Jun-21	27,548	-	365	-	1.3%	224	491	350,400	49,696	380
Namibia	14 Mar 2020	10-Jun-21	61,374	1,045	968	18	1.6%	2,507	899	78,397	12,321	480
Swaziland	14 Mar 2020	10-Jun-21	18,694	-	676	-	3.6%	1,645		35,227		
Mauritania	14 Mar 2020	09-Jun-21	19,923	-	470	-	2.4%	452	-	30,561	6,770	150
Mayotte	14 Mar 2020	03-Jun-21	19,333	-	173	-	0.9%	12,156				
Equatorial Guinea	15 Mar 2020	08-Jun-21	8,640	-	118	-	1.4%	660		148,579	87,610	6,240
Republic of Congo	15 Mar 2020	07-Jun-21	12,026	-	157	-	1.3%	229		22,623	15,645	280
Benin	16 Mar 2020	09-Jun-21	8,109	-	102	-	1.3%	71	-	21,834	4,790	40
Liberia	16 Mar 2020	09-Jun-21	2,382	-	88	-	3.7%	49		63,662	140	-
Tanzania	16 Mar 2020	08-May-20	509	-	21	-	4.1%	1				
Somalia	16 Mar 2020	09-Jun-21	14,779	-	774	-	5.2%	98		129,419	12,599	80
Gambia	17 Mar 2020	07-Jun-21	6,002	-	179	-	3.0%	263	-	30,421	10,389	430
Zambia	17 Mar 2020	10-Jun-21	105,909	2,146	1,332	8	1.3%	610	372	141,829	5,286	30
Mauritius	18 Mar 2020	09-Jun-21	1,496	-	18	-	1.2%	118		247,673	207,569	16,320
Djibouti	18 Mar 2020	09-Jun-21	11,567	-	154	-	1.3%	1,206		12,547	8,810	890
Niger	19 Mar 2020	08-Jun-21	5,440	-	192	-	3.5%	24		170,716	10,271	40
Chad	19 Mar 2020	08-Jun-21	4,942	-	174	-	3.5%	32				

Zimbabwe	20 Mar 2020	10-Jun-21	39,496	64	1,626	4	4.1%	274	127	689,920	394,063	2,650
Cape Verde	20 Mar 2020	09-Jun-21	31,339	-	270	-	0.9%	5,763		31,748	2,701	490
Madagascar	20 Mar 2020	10-Jun-21	41,840	54	875	1	2.1%	159	15	78,539		
Uganda	21 Mar 2020	07-Jun-21	55,511	-	392	-	0.7%	130	120	748,676	4,129	10
Eritrea	21 Mar 2020	10-Jun-21	4,766	76	16	2	0.3%	134				
Angola	21 Mar 2020	09-Jun-21	36,115	-	811	-	2.2%	117		740,289	375,630	1,140
Mozambique	22 Mar 2020	10-Jun-21	71,279	40	840	-	1.2%	242	43	319,511	74,801	240
Libya	24 Mar 2020	10-Jun-21	188,386	229	3,155	3	1.7%	2,821		243,891		
Guinea-Bissau	25 Mar 2020	09-Jun-21	3,794	-	68	-	1.8%	202		18,706		
Mali	25 Mar 2020	09-Jun-21	14,328	-	521	-	3.6%	75		111,439	40,991	200
Botswana	30 Mar 2020	07-Jun-21	58,095	-	885	-	1.5%	2,577		71,500		
Sierra Leone	31 Mar 2020	09-Jun-21	4,251	-	82	-	1.9%	56		71,821	11,653	150
Burundi	31 Mar 2020	10-Jun-21	4,942	-	8	-	0.2%	44				
Malawi	02 Apr 2020	09-Jun-21	34,432	-	1,158	-	3.4%	196	65	365,256	2,100	10
South Sudan	05 Apr 2020	28-May-21	10,688	-	115	-	1.1%	129	-	11,889		
Sao Tome and Principe	06 Apr 2020	10-Jun-21	2,355	1	37	-	1.6%	1,191		12,374	10,653	4,860
Comoros	30 Apr 2020	07-Jun-21	3,890	-	146	-	3.8%	467		43,140	41,220	4,740
Lesotho	13May 2020	09-Jun-21	10,839	-	326	-	3.0%	514		36,637	122	10
			171,528,440	274,585	3,701,407	7,266	2.2%					

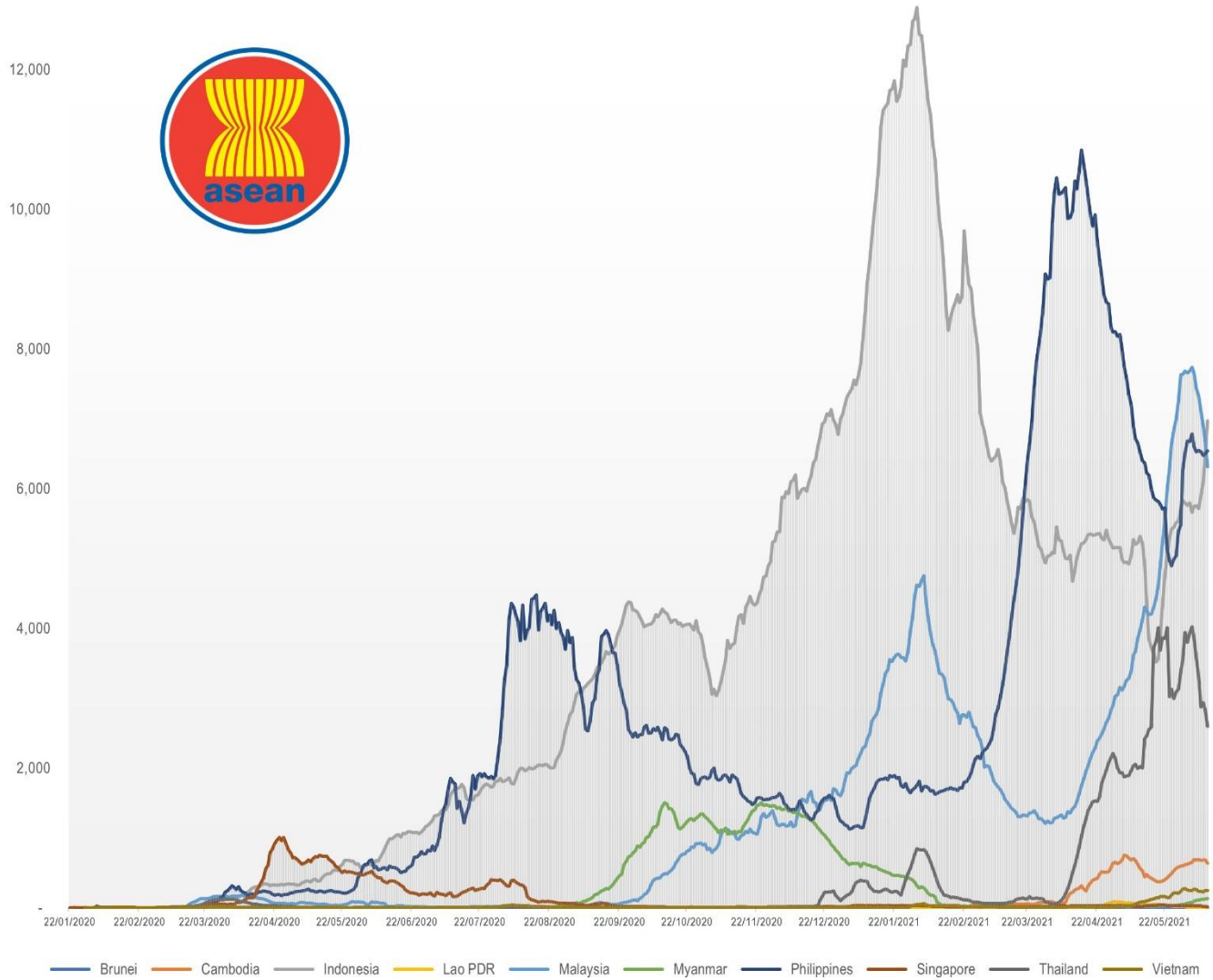
COVID-19 Epi curve among ASEAN Countries

as of 10 June 2021



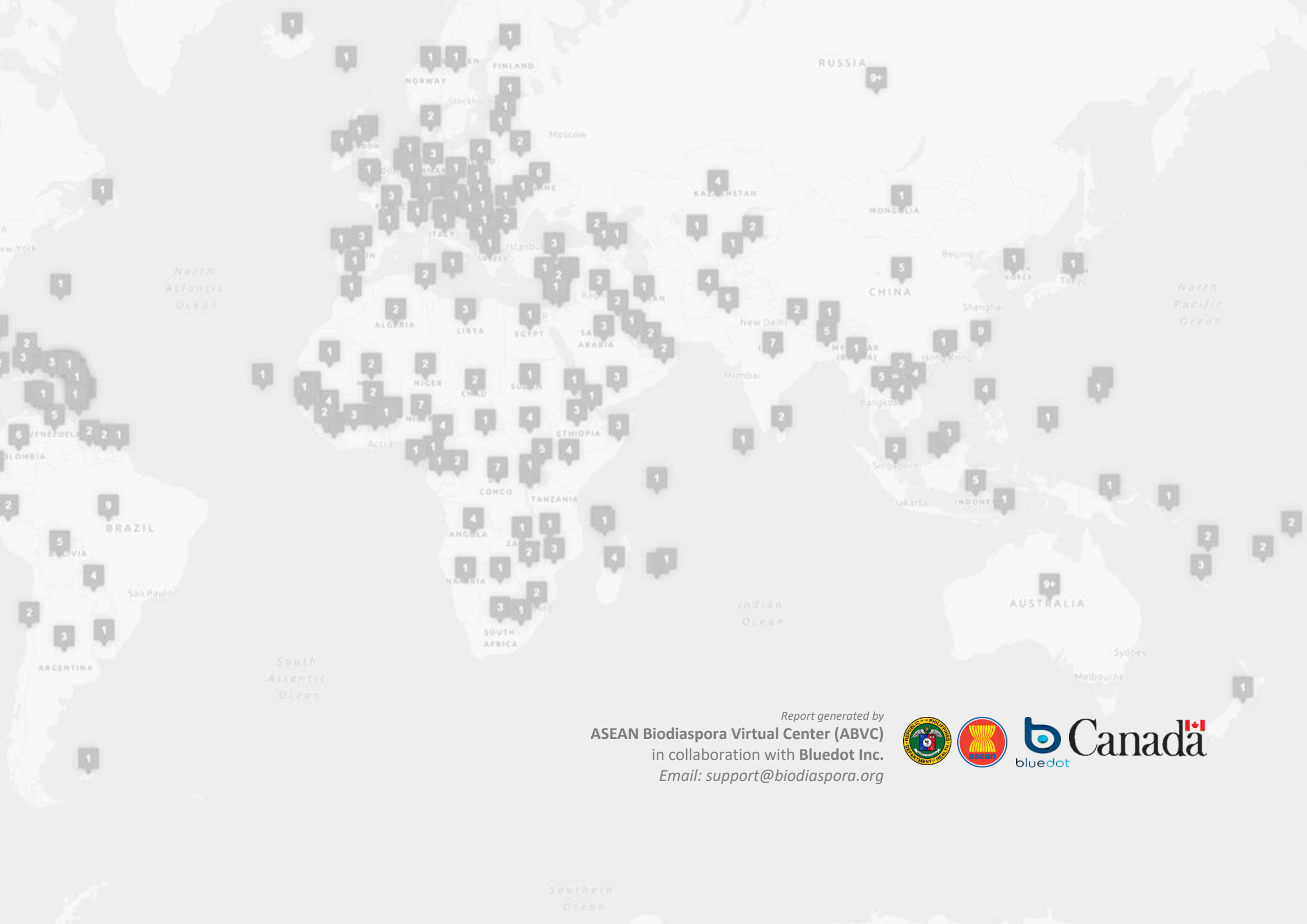
7-Day Rolling Average of COVID-19 new cases

as of 10 June 2021



ASEAN Country	New Cases Rate of Change 7-Day Window*	P-value
Brunei	-0.03	0.067
Cambodia	-5.81	0.082
Indonesia	196.38	0.006
Lao PDR	-0.27	0.296
Malaysia	-214.18	0
Myanmar	6.08	0
Philippines	-10.77	0.163
Singapore	-2.09	0.001
Thailand	-201.91	0.001
Vietnam	-3.65	0.238

*Beta coefficient of linear line of best fit; equal to the rate of change in the 7-day rolling average of new cases over the past 7 days (as of June 10, 2021)



Report generated by
ASEAN Biodiaspora Virtual Center (ABVC)
 in collaboration with **Bluedot Inc.**
 Email: support@biodiaspora.org

