

COVID-19 Situational Report in the ASEAN Region

ASEAN BioDiaspora Virtual Center (ABVC)

as of February 11, 2022



COVID-19: Highlights and Situation Overview

Global Update

- Worldwide, there have been over 406 million cases and 5.8 million deaths attributed to COVID-19.

Regional Update

- Brunei's COVID-19 Steering Committee announced the extension of the Early Endemic Phase for another month from February 15 until March 14. According to the government authority, the extension of the Early Endemic Phase is made in consideration with the recent rise in COVID-19 infections in the country. This extension also allows more time for the government to ensure that infection cases as well as bed occupancy rates at isolation centers remain low; intensify efforts to increase the coverage of vaccine booster doses as soon as possible; and subsequently for the provision of vaccinations for children aged five to 11 as soon as the vaccine supplies are obtained. He added that the movement restriction will be implemented during Operasi Peralihan, and the directive to stay at home from midnight to 4am will also be extended until March 14. The minister also reminded the public to continue adhering to the standard operating procedures (SOPs) such as physical distancing, ensuring venue capacity limits, wearing face masks, maintaining cleanliness, and the mandatory use of the BruHealth app.
- Malaysia reported 19,090 new COVID-19 infections on February 10 (Thursday), bringing the cumulative number of COVID-19 cases in the country to 2,975,422. According to the Minister of Health, 113 individuals or 0.59%, of the new daily cases were in categories three four and five and required hospitalization. He added that the remaining 18,977 cases, or 99.41%, were in categories one and two, meaning they were asymptomatic or only had mild symptoms. Meanwhile, a government authority announced that students of higher learning institutes such as public universities, polytechnic, community colleges and private education institutions will be allowed to return to their campuses in phases, starting March 1. In line with the efforts to Reopen Safely, the Higher Education and Health ministries have outlined a few Standard Operating Procedure (SOP) which institutes would have to adhere to. Institutes would be allowed to accept students at 70-100% capacity. Students and staff who have been fully vaccinated or partially vaccinated were allowed to be on-site at the campus. However, students and staff who have not been fully vaccinated, will have to undergo RT-PCR test and the result must be negative three days prior to entering the campus. Those who were not fully vaccinated would be required to take weekly COVID-19 tests using rapid test kits. As for existing and new international students, only those who had been fully vaccinated would be permitted entry into Malaysia. They would, however, be subjected to seven-day quarantine, while the quarantine period for those who had received their booster shots was five days. Institutes were required to have enough capacity to accommodate attendees of physical lessons, he said while adding that hybrid and online classes were also allowed.

Vaccine Update

- Based on Malaysia's CovidNow portal, a total of 22,934,496 individuals or 98% of the group have been fully vaccinated and 99.2% or 23,210,020 individuals have received at least one dose of the vaccine as of February 10 (Thursday). In addition, a total of 12,926,703 individuals or 55.2% of the adult population in the country have received the booster dose. For adolescents aged between 12 and 17, a total of 2,794,416 individuals or 88.8% of the age group have completed the vaccination, while 2,872,087 individuals or 91.3% have

received at least one dose of the vaccine. On Thursday, a total of 173,428 doses of the vaccine were administered, with 18,343 as first dose, 1,739 as second dose and 153,346 as booster dose, bringing the cumulative number of doses dispensed under the National COVID-19 Immunization Programme (PICK) to 64,611,898. Meanwhile, a total of 79,393 children aged between 5 and 11, or 2.2% in the country, have received the first dose of the vaccine under the National COVID-19 Immunization Programme for Children (PICKids) as of Thursday (February 10). Under PICKids, which was launched on February 3, recipients will receive the second dose within eight weeks. The country's health Director-General also announced on February 10 that the Covaxin COVID-19 vaccine has been given conditional approval for use during disasters for individuals aged 18 and above. He added that the approval still requires monitoring of information on product quality, safety and effectiveness, and continuous evaluation by the National Pharmaceutical Regulatory Authority (NPRA), based on the latest data periodically, to ensure that the benefit-risk balance for the vaccine remains positive.

Travel Advisories (no new update/s)

Cases and Deaths as of 11 February 2022

- As of 11 February 2022 (2PM, GMT+8), worldwide, there were **406,335,660** confirmed cases, including **5,810,962** deaths. Globally, Case Fatality Rate (CFR) was **1.4**.
- In **China**, there were **143,946** confirmed cases with **5,702** deaths, including deaths in Hong Kong (215) and Taiwan (851). Confirmed cases in China include confirmed cases in Hong Kong (17,808), Macau (79) and Taiwan (19,376). CFR was **4.0**.
- 17,508,599 confirmed cases** of COVID-19 have been reported in the ASEAN region with a total of **316,660 deaths**, with a CFR of **1.8**.

REGION	COUNTRY	FIRST CONFIRMED CASE(S)	LATEST REPORT ON CONFIRMED CASE(S)	TOTAL CONFIRMED CASES	NEW CASES (7-Day Rolling Average)	TOTAL DEATHS	NEW DEATHS (7-Day Rolling Average)	CASE FATALITY RATE	TOTAL POPULATION	CUMULATIVE CASES/ 100,000	CUMULATIVE VACCINATED	CUMULATIVE FULLY VACCINATED	FULLY VACCINATED / 100
ASEAN REGION	Brunei	10 Mar 20	10-Feb-22	19,473	628 (397)	98	-	0.5%	433,285	4,494	407,042	403,385	91.4
	Cambodia	27 Jan 20	10-Feb-22	122,468	262 (141)	3,015	-	2.5%	16,486,542	743	14,367,034	13,783,908	81.3
	Indonesia	02 Mar 20	10-Feb-22	4,667,554	40,618 (36,153)	144,858	74 (64)	3.1%	270,625,568	1,725	187,290,007	132,667,991	48.0
	Lao PDR	24 Mar 20	10-Feb-22	138,007	450 (387)	584	1 (4)	0.4%	7,169,455	1,925	4,653,477	3,835,288	52.0
	Malaysia	25 Jan 20	10-Feb-22	2,975,422	19,090 (9,793)	32,075	10 (9)	1.1%	31,949,777	9,253	26,142,833	25,727,038	78.5
	Myanmar	23 Mar 20	10-Feb-22	541,904	1,307 (714)	19,310	-	3.6%	54,045,420	1,003	22,106,391	18,847,061	34.4
	Philippines	30 Jan 20	10-Feb-22	3,627,575	4,399 (6,016)	54,783	93 (88)	1.5%	108,116,615	3,355	56,110,301	60,145,895	54.2
	Singapore	23 Jan 20	10-Feb-22	439,640	10,686 (8,926)	882	1 (3)	0.2%	5,703,569	7,521	4,948,618	4,823,890	88.5
	Thailand	13 Jan 20	10-Feb-22	2,545,873	14,822 (11,450)	22,367	20 (19)	0.9%	69,625,582	3,657	52,640,160	49,055,672	70.1
Vietnam	23 Jan 20	10-Feb-22	2,430,683	26,032 (18,084)	38,688	74 (89)	1.6%	96,462,106	2,520	79,154,392	71,946,807	73.3	
				17,508,599	118,294	316,660	273	1.8%					

- 388,712,891 confirmed cases** of COVID-19 have been reported in **224 countries/states** (other than China, Hong Kong, Taiwan, Macau, and ASEAN countries):

REGION	COUNTRY	FIRST CONFIRMED CASE(S)	LATEST REPORT ON CONFIRMED CASE(S)	TOTAL CONFIRMED CASES	NEW CASES	TOTAL DEATHS	NEW DEATHS	CASE FATALITY RATE	CUMULATIVE CASES/ 100,00	NUMBER OF TESTS LAST 14 DAYS/ 100,000	CUMULATIVE IMMUNIZED	CUMULATIVE FULLY VACCINATED	FULLY VACCINATED / 100
ASIA PACIFIC	Japan	16 Jan 2020	10-Feb-22	3,660,625	99,687	19,794	164	0.5%	2,899	1,659	101,480,129	99,951,484	79.3
	South Korea	20 Jan 2020	10-Feb-22	1,185,361	54,113	6,963	20	0.6%	2,292	4,429	44,707,931	44,170,389	86.1
	Nepal	24 Jan 2020	10-Feb-22	971,475	1,013	11,864	12	1.2%	3,396	341	16,830,395	14,407,775	48.6
	Australia	25 Jan 2020	10-Feb-22	2,462,729	333,934	4,431	38	0.2%	9,601	4,541	21,865,954	20,326,872	78.8
	Sri Lanka	27 Jan 2020	10-Feb-22	624,545	1,297	15,723	31	2.5%	2,864	375	16,798,256	14,023,405	65.2
	India	30 Jan 2020	10-Feb-22	42,478,060	67,084	506,520	1,241	1.2%	3,109	1,419	954,257,234	740,575,198	53.2
	Afghanistan	24 Feb 2020	10-Feb-22	169,448	898	7,477	12	4.4%	445		4,634,282	3,959,887	9.9
	Pakistan	26 Feb 2020	10-Feb-22	1,474,075	3,914	29,648	47	2.0%	681	338	113,907,970	88,868,554	39.5
	New Zealand	28 Feb 2020	10-Feb-22	18,837	334	53	-	0.3%	383	4,755	4,215,990	3,939,188	76.8
	Bhutan	05 Mar 2020	10-Feb-22	6,779	131	5	1	0.1%	888	12,922	593,980	570,751	73.2
	Maldives	07 Mar 2020	10-Feb-22	155,917	1,406	287	1	0.2%	29,365	12,100	397,761	370,087	68.1
	Bangladesh	08 Mar 2020	10-Feb-22	1,894,535	7,264	28,744	41	1.5%	1,162	282	95,440,321	59,711,538	35.9
	Mongolia	10 Mar 2020	10-Feb-22	453,053	1,230	2,137	3	0.5%	14,047	4,372	2,270,031	2,171,053	65.2
	Turkey	10 Mar 2020	10-Feb-22	12,653,276	98,602	89,741	264	0.7%	15,166	5,285	57,528,865	52,566,932	61.8
	French Polynesia	12 Mar 2020	07-Feb-22	51,949	-	636	-	1.2%	18,601		181,271	166,049	58.8
	Guam	15 Mar 2020	09-Feb-22	38,050	-	303	-	0.8%	22,744		147,125	132,546	78.7
	New Caledonia	17 Mar 2020	10-Feb-22	33,996	1,101	284	-	0.8%	11,812		186,403	177,523	61.6
	Fiji	18 Mar 2020	09-Feb-22	63,398	-	816	-	1.3%	7,124	269	665,494	615,242	68.1
	Papua New Guinea	21 Mar 2020	10-Feb-22	38,222	239	610	13	1.6%	436	-	295,610	234,710	2.6
	Timor Leste	21 Mar 2020	10-Feb-22	21,158	216	122	-	0.6%	1,636	-	672,455	564,583	42.0
Northern Mariana Islands	28 Mar 2020	09-Feb-22	6,784	-	23	-	0.3%	11,857		44,829	42,392	81.8	
North Korea	24 Jul 2020	25-Jul-20	1	-	-	-	0.0%	0					
Solomon Islands	03 Oct 2020	10-Feb-22	3,795	127	40	-	1.1%	567		197,796	80,001	11.4	
Wallis et Futuna	17 Oct 2020	03-Dec-21	454	-	7	-	1.5%	2,833		6,151	6,136	55.3	

	Marshall Islands	26 Oct 2020	06-Jan-22	7	-	-	-	0.0%	12		27,140	23,315	30.0
	Vanuatu	11 Nov 2020	14-Dec-21	7	-	1	-	14.3%	2		110,235	73,810	23.5
	Samoa	18 Nov 2020	02-Feb-22	33	-	-	-	0.0%	17		142,433	124,583	62.3
	Micronesia	11 Jan 2021	11-Jan-21	1	-	-	-	0.0%	1		56,707	45,322	44.3
	Palau	31 May 2021	10-Feb-22	3,045	89	-	-	0.0%	16,909		20,093	17,554	81.5
	Tonga	05 Nov 2021	10-Feb-22	66	33	-	-	0.0%	63		74,004	64,680	60.6
	Kiribati	25 Jan 2022	10-Feb-22	2,235	62	-	-	0.0%	1,900		74,579	46,015	37.9
AMERICAS	USA	21 Jan 2020	10-Feb-22	78,897,070	72,677	937,315	1,393	1.2%	24,036	1,813	251,467,303	212,468,219	64.0
	Canada	25 Jan 2020	10-Feb-22	3,167,028	7,024	35,204	86	1.1%	8,333	1,802	32,439,283	30,474,915	80.1
	Brazil	26 Feb 2020	09-Feb-22	26,972,914	-	635,421	-	2.4%	12,738	282	172,995,877	151,496,825	70.8
	Mexico	28 Feb 2020	09-Feb-22	5,192,008	-	310,627	-	6.0%	4,070	157	83,936,198	77,659,769	59.6
	Saint Martin	01 Mar 2020	27-Jan-22	9,439	-	61	-	0.6%	24,838				
	Ecuador	01 Mar 2020	06-Feb-22	769,149	-	34,739	-	4.5%	4,427	541	14,690,764	13,377,397	74.8
	Dominican Republic	01 Mar 2020	10-Feb-22	567,085	1,223	4,339	3	0.8%	5,281	328	7,016,026	5,826,518	53.2
	Chile	03 Mar 2020	10-Feb-22	2,504,168	38,070	40,273	162	1.6%	13,213	7,279	17,661,292	17,022,029	88.6
	Argentina	03 Mar 2020	09-Feb-22	8,675,327	-	123,444	-	1.4%	19,305	1,053	39,914,847	35,227,886	77.2
	Peru	05 Mar 2020	09-Feb-22	3,397,637	-	207,536	-	6.1%	10,451	238	25,141,637	23,027,557	69.0
	Costa Rica	06 Mar 2020	09-Feb-22	745,949	-	7,730	-	1.0%	14,778	516	4,089,508	3,713,796	72.3
	Colombia	06 Mar 2020	09-Feb-22	5,994,301	-	136,404	-	2.3%	11,908	1,027	40,706,935	32,331,677	63.1
	French Guiana	06 Mar 2020	10-Feb-22	77,088	86	384	1	0.5%	39,430				
	Martinique	06 Mar 2020	08-Feb-22	101,298	-	854	-	0.8%	23,400				
	Paraguay	07 Mar 2020	09-Feb-22	615,911	-	17,751	-	2.9%	8,743	1,701	3,637,117	3,117,621	43.2
	Panama	10 Mar 2020	09-Feb-22	735,235	-	7,898	-	1.1%	17,314	4,302	3,152,206	2,513,557	57.4
	Bolivia	10 Mar 2020	09-Feb-22	878,922	-	21,219	-	2.4%	7,634	961	6,789,249	5,383,754	45.5
	Honduras	11 Mar 2020	08-Feb-22	402,329	-	10,559	-	2.6%	4,128		5,147,157	4,381,943	43.6
	Cuba	11 Mar 2020	10-Feb-22	1,057,797	951	8,454	4	0.8%	9,333	-	10,583,276	9,846,370	87.0
	Guyana	11 Mar 2020	09-Feb-22	61,901	-	1,188	-	1.9%	7,908	-	424,702	314,960	39.9
	Jamaica	12 Mar 2020	10-Feb-22	126,589	152	2,708	2	2.1%	4,294	625	752,839	632,097	21.3
	St Vincent and the Grenadines	12 Mar 2020	09-Feb-22	6,715	-	101	-	1.5%	6,072	3,185	34,479	27,972	25.1
	Saint Lucia	13 Mar 2020	09-Feb-22	21,831	-	342	-	1.6%	11,943		57,323	51,454	27.9

Trinidad and Tobago	13 Mar 2020	09-Feb-22	117,525	-	3,495	-	3.0%	8,425	-	736,009	694,910	49.5
Venezuela	13 Mar 2020	09-Feb-22	500,545	-	5,511	-	1.1%	1,755		21,737,740	14,138,736	49.3
Guatemala	13 Mar 2020	09-Feb-22	720,802	-	16,542	-	2.3%	4,341	326	7,018,136	5,401,767	29.6
Uruguay	13 Mar 2020	09-Feb-22	749,554	-	6,696	-	0.9%	21,653	7,093	2,940,964	2,700,011	77.5
Curacao	13 Mar 2020	09-Feb-22	38,073	-	248	-	0.7%	24,168		106,239	97,826	59.4
Puerto Rico	13 Mar 2020	09-Feb-22	465,809	-	3,984	-	0.9%	14,585		3,004,772	2,560,558	80.2
Suriname	13 Mar 2020	09-Feb-22	76,498	-	1,291	-	1.7%	13,158	879	264,930	233,235	39.4
Antigua and Barbuda	13 Mar 2020	07-Feb-22	6,853	-	131	-	1.9%	7,056	-	63,244	60,492	61.3
Guadeloupe	13 Mar 2020	09-Feb-22	119,534	-	808	-	0.7%	26,983				
Cayman Islands	13 Mar 2020	02-Feb-22	15,934	-	16	-	0.1%	24,533		59,441	57,627	86.7
Aruba	14 Mar 2020	10-Feb-22	33,436	30	196	-	0.6%	31,450		86,972	80,070	74.7
Bahamas	15 Mar 2020	08-Feb-22	32,833	-	753	-	2.3%	8,430	527	161,646	152,860	38.5
US Virgin Islands	16 Mar 2020	09-Feb-22	15,128	-	104	-	0.7%	14,187		66,710	55,585	52.3
Sint Maarten	17 Mar 2020	09-Feb-22	9,449	-	83	-	0.9%	23,197		27,592	25,501	58.7
Montserrat	17 Mar 2020	08-Feb-22	163	-	2	-	1.2%	1,745		1,827	1,599	32.1
Barbados	17 Mar 2020	10-Feb-22	50,477	519	291	2	0.6%	17,586		159,029	147,646	51.3
El Salvador	18 Mar 2020	09-Feb-22	135,109	-	3,975	-	2.9%	2,094	218	4,533,437	4,206,985	64.5
Nicaragua	18 Mar 2020	08-Feb-22	17,791	-	218	-	1.2%	272		5,279,733	3,601,744	53.7
Bermuda	18 Mar 2020	07-Feb-22	11,058	-	119	-	1.1%	17,300		46,759	45,926	74.0
Haiti	19 Mar 2020	09-Feb-22	29,888	-	806	-	2.7%	265	-	143,733	93,809	0.8
Dominica	22 Mar 2020	10-Feb-22	10,190	117	53	-	0.5%	14,191		31,887	29,214	40.5
Grenada	22 Mar 2020	10-Feb-22	13,102	61	212	-	1.6%	11,698		42,603	37,002	32.7
Belize	23 Mar 2020	09-Feb-22	54,758	-	631	-	1.2%	14,028	-	233,048	204,450	50.5
Turks and Caicos Islands	23 Mar 2020	09-Feb-22	5,806	-	35	-	0.6%	15,203		30,801	28,811	73.5
Saint Kitts and Nevis	24 Mar 2020	09-Feb-22	5,492	-	39	-	0.7%	10,397	1,615	27,984	26,048	48.7
British Virgin Islands	25 Mar 2020	02-Feb-22	5,839	-	51	-	0.9%	19,444		18,786	17,236	56.7
Anguilla	26 Mar 2020	09-Feb-22	2,458	-	9	-	0.4%	18,545		10,218	9,418	62.3
Caribbean Netherlands	01 Apr 2020	09-Feb-22	7,314	-	31	-	0.4%	40,606		19,109	16,736	63.3

	Falkland Islands	03 Apr 2020	31-Jan-22	89	-	-	-	0.0%	3,374		2,632	1,775	50.3
	Saint Pierre and Miquelon	05 Apr 2020	09-Feb-22	1,002	-	1	-	0.1%	14,290				
	Saint Barthelemy	25 Jul 2020	27-Jan-22	3,435	-	6	-	0.2%	40,651				
EUROPE	France	24 Jan 2020	10-Feb-22	21,372,278	332,639	134,207	593	0.6%	31,870	9,238	53,875,945	51,799,816	76.8
	Germany	27 Jan 2020	10-Feb-22	11,912,887	247,128	120,196	224	1.0%	14,330	3,053	63,236,061	62,065,625	74.0
	Finland	29 Jan 2020	10-Feb-22	559,587	12,805	2,141	15	0.4%	10,137	2,211	4,458,538	4,199,540	75.7
	Italy	30 Jan 2020	10-Feb-22	11,923,631	76,195	150,221	325	1.3%	19,775	14,747	50,598,084	46,822,140	77.6
	Russian Federation	31 Jan 2020	10-Feb-22	13,527,845	197,076	338,091	701	2.5%	9,370	7,943	77,653,839	70,701,843	48.5
	Spain	31 Jan 2020	10-Feb-22	10,555,196	53,055	95,606	393	0.9%	22,421	1,976	40,971,209	38,360,610	82.1
	Sweden	31 Jan 2020	10-Feb-22	2,389,605	16,968	16,360	37	0.7%	23,233	2,271	7,788,566	7,537,528	74.2
	United Kingdom of Great Britain	31 Jan 2020	10-Feb-22	18,162,199	162,080	159,158	205	0.9%	27,175	17,624	52,458,207	48,642,076	71.3
	Belgium	05 Feb 2020	10-Feb-22	3,386,223	22,333	29,497	68	0.9%	29,486	5,349	9,173,915	8,924,436	76.7
	Switzerland	25 Feb 2020	10-Feb-22	2,505,007	26,253	13,025	17	0.5%	29,213	9,000	6,076,979	5,941,023	68.2
	Austria	25 Feb 2020	10-Feb-22	2,184,873	35,250	14,315	22	0.7%	24,613	80,361	6,756,509	6,756,124	74.7
	Croatia	25 Feb 2020	10-Feb-22	1,004,804	6,341	14,329	48	1.4%	24,703	3,823	2,299,597	2,214,483	54.3
	Norway	26 Feb 2020	09-Feb-22	962,407	-	1,512	-	0.2%	17,996	4,673	4,321,628	4,005,143	73.3
	Romania	26 Feb 2020	10-Feb-22	2,508,860	26,466	61,231	139	2.4%	12,961	5,345	8,112,587	8,008,760	41.9
	Estonia	26 Feb 2020	10-Feb-22	405,101	6,582	2,095	7	0.5%	30,537	5,632	855,589	833,017	62.9
	Georgia	26 Feb 2020	10-Feb-22	1,398,059	22,444	15,404	53	1.1%	37,578	11,163	1,533,758	1,230,594	30.9
	North Macedonia	26 Feb 2020	09-Feb-22	282,147	-	8,658	-	3.1%	13,542	-	849,249	828,358	39.8
	Greece	26 Feb 2020	10-Feb-22	2,129,153	19,154	24,507	97	1.2%	19,868	28,536	7,807,874	7,379,520	71.2
	Denmark	27 Feb 2020	10-Feb-22	2,096,530	50,542	3,977	29	0.2%	36,032	24,547	4,845,640	4,736,970	81.5
	San Marino	27 Feb 2020	07-Feb-22	13,571	-	109	-	0.8%	40,080		24,570	21,775	64.0
	Lithuania	27 Feb 2020	10-Feb-22	787,552	10,758	8,046	15	1.0%	28,260	9,879	1,944,309	1,865,701	69.4
	Netherlands	27 Feb 2020	10-Feb-22	5,523,354	173,317	21,358	22	0.4%	31,866	7,313	13,433,406	12,335,850	71.8
	Azerbaijan	27 Feb 2020	10-Feb-22	725,777	7,632	8,972	24	1.2%	7,241	1,587	5,255,473	4,756,764	46.5
	Belarus	28 Feb 2020	10-Feb-22	805,651	8,463	6,204	14	0.8%	8,510	3,160	5,391,526	4,233,740	44.8
	Iceland	28 Feb 2020	10-Feb-22	83,942	1,961	52	2	0.1%	23,232	8,213	308,919	286,252	77.6
	Ireland	28 Feb 2020	10-Feb-22	1,236,188	5,649	6,291	-	0.5%	25,017	3,738	4,031,000	3,918,082	78.6

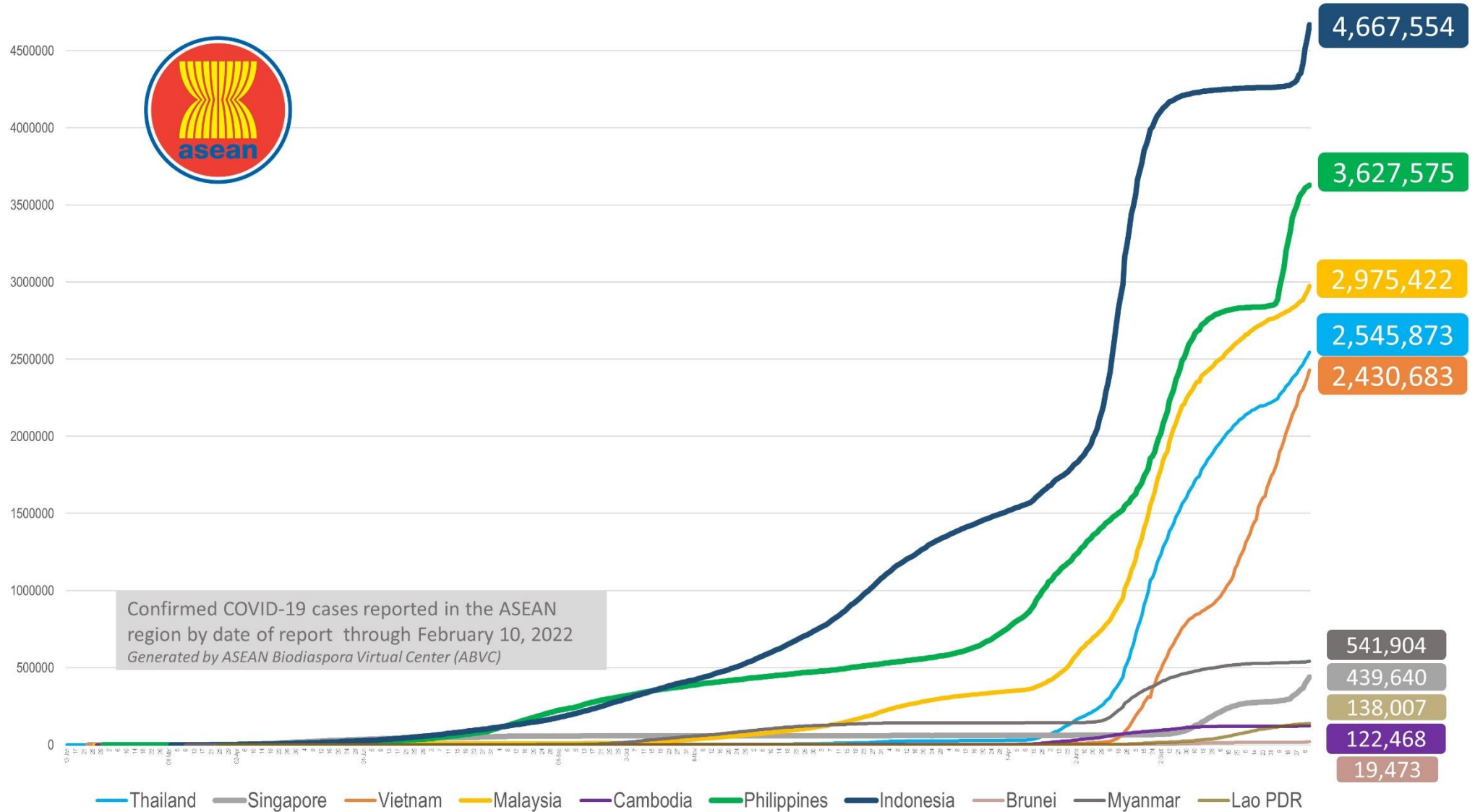
Monaco	29 Feb 2020	09-Feb-22	8,922	-	49	-	0.5%	22,898		28,875	25,667	65.0
Czech Republic	01 Mar 2020	10-Feb-22	3,340,318	29,166	37,660	48	1.1%	31,307	12,224	6,934,402	6,810,404	63.5
Luxembourg	01 Mar 2020	10-Feb-22	172,502	1,050	968	2	0.6%	27,828	7,026	476,962	429,705	67.7
Armenia	01 Mar 2020	10-Feb-22	399,727	2,842	8,123	15	2.0%	13,515	2,804	1,045,611	837,694	28.2
Latvia	02 Mar 2020	10-Feb-22	488,329	11,599	4,987	9	1.0%	25,530	12,415	1,339,609	1,291,908	69.2
Portugal	02 Mar 2020	10-Feb-22	3,025,421	27,651	20,401	47	0.7%	29,460	21,981	9,620,519	9,275,578	91.2
Andorra	02 Mar 2020	09-Feb-22	36,989	-	148	-	0.4%	47,949	2,450	57,709	53,104	68.7
Liechtenstein	03 Mar 2020	10-Feb-22	10,238	145	74	-	0.7%	26,929	-	26,683	26,223	68.6
Ukraine	03 Mar 2020	10-Feb-22	4,421,741	41,694	102,167	280	2.3%	9,962	1,910	15,520,585	14,890,617	34.3
Slovenia	04 Mar 2020	10-Feb-22	828,508	12,209	6,044	16	0.7%	39,681	4,888	1,262,083	1,213,779	58.4
Hungary	04 Mar 2020	10-Feb-22	1,684,432	12,885	42,269	99	2.5%	17,241	4,423	6,376,902	6,127,609	63.6
Poland	04 Mar 2020	10-Feb-22	5,313,111	42,095	107,466	262	2.0%	13,993	4,177	22,409,088	21,910,805	58.0
Faroe Islands	04 Mar 2020	10-Feb-22	26,288	663	22	2	0.1%	54,004	44,536	41,701	40,867	83.3
Bosnia and Herzegovina	05 Mar 2020	10-Feb-22	361,189	1,313	14,938	41	4.1%	10,942	-	943,394	846,080	25.9
Gibraltar	05 Mar 2020	10-Feb-22	14,168	129	101	-	0.7%	42,040		41,657	40,743	120.9
Slovakia	06 Mar 2020	10-Feb-22	1,187,002	20,160	18,040	26	1.5%	21,764	11,494	2,807,551	2,692,072	49.4
Serbia	06 Mar 2020	10-Feb-22	1,817,207	11,121	14,234	63	0.8%	26,166	4,522	3,337,788	3,250,967	47.3
Vatican City	06 Mar 2020	19-Jan-22	29	-	-	-	0.0%	3,149				
Malta	07 Mar 2020	10-Feb-22	69,651	118	576	4	0.8%	13,857	5,371	466,466	456,521	88.5
Moldova	07 Mar 2020	10-Feb-22	477,419	2,871	10,866	29	2.3%	17,964		989,897	1,018,391	25.3
Bulgaria	08 Mar 2020	09-Feb-22	1,018,851	-	34,152	-	3.4%	14,606	4,450	1,904,143	2,020,190	29.3
Albania	09 Mar 2020	10-Feb-22	267,020	604	3,402	3	1.3%	9,355	493	1,256,409	1,169,470	40.7
Cyprus	09 Mar 2020	10-Feb-22	283,458	2,815	762	1	0.3%	23,650	86,493	685,310	639,223	71.3
Channel Islands	09 Mar 2020	10-Feb-22	12,300	136	31	-	0.3%	18,857		54,146	51,351	81.0
Jersey	10 Mar 2020	10-Feb-22	33,718	304	106	-	0.3%	37,129		82,242	78,223	77.4
Kazakhstan	13 Mar 2020	10-Feb-22	1,283,171	3,329	13,417	20	1.0%	6,931	-	9,261,131	8,832,725	46.5
Kosovo	13 Mar 2020	10-Feb-22	220,209	1,140	3,058	5	1.4%	12,273		895,713	808,344	45.4
Uzbekistan	15 Mar 2020	10-Feb-22	231,871	692	1,595	3	0.7%	690		18,071,812	11,925,969	35.1
Greenland	16 Mar 2020	01-Feb-22	10,821	-	6	-	0.1%	19,246		41,220	38,438	67.6
Montenegro	17 Mar 2020	10-Feb-22	225,253	460	2,624	2	1.2%	36,206		287,624	278,777	44.4
Kyrgyzstan	18 Mar 2020	10-Feb-22	199,821	107	2,917	4	1.5%	3,095		1,367,605	1,109,335	16.7

	Isle of Man	19 Mar 2020	09-Feb-22	22,014	-	73	-	0.3%	26,026		69,256	66,306	77.6
	Tajikistan	30 Apr 2020	10-Feb-22	17,361	6	124	-	0.7%	186		4,522,962	3,759,499	38.6
MIDDLE EAST	UAE	29 Jan 2020	10-Feb-22	864,102	1,588	2,278	5	0.3%	8,844	54,934	9,890,316	9,376,020	93.8
	Iran	19 Feb 2020	10-Feb-22	6,730,608	33,681	133,294	130	2.0%	8,118	1,426	61,292,771	54,666,259	64.3
	Israel	21 Feb 2020	10-Feb-22	3,347,657	31,422	9,399	62	0.3%	36,977	23,668	6,694,481	6,109,763	65.8
	Lebanon	21 Feb 2020	10-Feb-22	999,155	6,060	9,789	20	1.0%	14,574	-	2,459,534	2,065,840	30.5
	Kuwait	24 Feb 2020	10-Feb-22	593,889	3,324	2,517	3	0.4%	14,116	8,453	3,372,412	3,262,695	75.4
	Oman	24 Feb 2020	10-Feb-22	360,999	1,743	4,195	5	1.2%	7,256		3,181,438	2,967,168	56.8
	Bahrain	24 Feb 2020	10-Feb-22	448,166	6,104	1,419	1	0.3%	27,308	19,944	1,227,305	1,197,343	68.5
	Iraq	24 Feb 2020	10-Feb-22	2,267,745	4,220	24,626	26	1.1%	5,769	626	9,325,542	6,365,752	15.5
	Qatar	29 Feb 2020	10-Feb-22	348,924	783	655	2	0.2%	12,320	-	2,360,308	2,218,292	75.7
	Saudi Arabia	02 Mar 2020	10-Feb-22	722,002	2,866	8,965	3	1.2%	2,107	3,936	25,717,194	23,869,335	67.5
	Jordan	02 Mar 2020	10-Feb-22	1,417,890	21,460	13,431	22	0.9%	14,036	5,293	4,615,120	4,273,338	41.6
	Palestine	05 Mar 2020	10-Feb-22	605,347	5,219	5,235	20	0.9%	12,920		2,079,315	1,530,174	29.3
	Syria	22 Mar 2020	10-Feb-22	52,243	124	3,017	3	5.8%	306		2,277,523	932,422	5.1
	Yemen	10 Apr 2020	06-Feb-22	11,166	-	2,028	-	18.2%	38		600,559	358,824	1.2
AFRICA	Egypt	14 Feb 2020	09-Feb-22	446,308	-	23,110	-	5.2%	445		39,155,636	28,440,704	27.3
	Algeria	25 Feb 2020	10-Feb-22	260,191	518	6,690	12	2.6%	604		7,247,787	5,796,432	13.0
	Nigeria	28 Feb 2020	09-Feb-22	253,875	-	3,139	-	1.2%	126	61	14,834,559	5,446,849	2.6
	Tunisia	02 Mar 2020	09-Feb-22	954,726	-	26,889	-	2.8%	8,164	1,450	7,111,689	6,274,197	52.6
	Morocco	02 Mar 2020	10-Feb-22	1,152,414	1,333	15,727	29	1.4%	3,160	448	24,774,356	23,201,517	62.1
	Senegal	02 Mar 2020	10-Feb-22	85,308	26	1,956	-	2.3%	523	68	1,415,371	1,003,584	5.8
	South Africa	05 Mar 2020	10-Feb-22	3,634,811	3,169	96,705	203	2.7%	6,207	522	19,758,807	16,762,998	27.9
	Cameroon	06 Mar 2020	07-Feb-22	117,676	-	1,907	-	1.6%	455		837,860	663,317	2.4
	Togo	06 Mar 2020	10-Feb-22	36,620	8	270	-	0.7%	453	114	1,415,448	1,075,383	12.7
	Burkina Faso	09 Mar 2020	09-Feb-22	20,693	-	375	-	1.8%	102	15	1,169,097	771,895	3.6
	Democratic Republic of Congo	10 Mar 2020	09-Feb-22	85,708	-	1,316	-	1.5%	99		372,564	211,035	0.2
	Ivory Coast	11 Mar 2020	09-Feb-22	81,005	-	787	-	1.0%	315	72	5,208,637	2,382,472	8.8
	Reunion	11 Mar 2020	08-Feb-22	256,787	-	565	-	0.2%	33,051				
	Ghana	13 Mar 2020	03-Feb-22	157,751	-	1,419	-	0.9%	519	93	6,877,682	3,138,206	9.9
	Guinea	13 Mar 2020	10-Feb-22	36,314	17	434	2	1.2%	284		3,531,126	1,875,323	13.9
	Gabon	13 Mar 2020	09-Feb-22	47,399	-	302	-	0.6%	2,182	682	284,889	234,169	10.3
	Sudan	13 Mar 2020	09-Feb-22	59,345	-	3,758	-	6.3%	139		4,408,196	1,983,137	4.4
	Kenya	13 Mar 2020	09-Feb-22	322,274	-	5,622	-	1.7%	613	76	7,445,331	6,544,301	11.9
	Ethiopia	13 Mar 2020	10-Feb-22	467,153	152	7,407	10	1.6%	417	49	9,372,192	1,603,227	1.4
	Central African Republic	14 Mar 2020	09-Feb-22	14,110	-	110	-	0.8%	297	26	619,646	594,847	12.1
	Seychelles	14 Mar 2020	07-Feb-22	38,120	-	157	-	0.4%	39,047		83,419	78,598	79.5
	Rwanda	14 Mar 2020	09-Feb-22	129,210	-	1,449	-	1.1%	1,023	1,015	8,507,727	6,949,580	52.3
	Namibia	14 Mar 2020	09-Feb-22	156,519	-	3,984	-	2.5%	6,274	477	418,004	356,763	13.8

Swaziland	14 Mar 2020	10-Feb-22	68,727	25	1,381	-	2.0%	5,986		374,633	334,851	28.6
Mauritania	14 Mar 2020	10-Feb-22	58,542	15	971	-	1.7%	1,294	531	1,496,690	1,002,330	21.0
Mayotte	14 Mar 2020	09-Feb-22	36,556	-	187	-	0.5%	22,985				
Equatorial Guinea	15 Mar 2020	07-Feb-22	15,850	-	182	-	1.1%	1,169	251	251,474	204,181	14.1
Republic of Congo	15 Mar 2020	09-Feb-22	23,854	-	375	-	1.6%	443		622,886	583,609	10.3
Benin	16 Mar 2020	02-Feb-22	26,498	-	163	-	0.6%	225	-	2,269,942	1,767,745	14.2
Liberia	16 Mar 2020	07-Feb-22	7,346	-	290	-	3.9%	149		1,018,979	986,975	19.1
Tanzania	16 Mar 2020	09-Feb-22	33,436	-	792	-	2.4%	58		2,545,391	1,716,894	2.8
Somalia	16 Mar 2020	07-Feb-22	26,203	-	1,340	-	5.1%	170		1,338,686	870,006	5.3
Gambia	17 Mar 2020	09-Feb-22	11,911	-	365	-	3.1%	507	72	317,855	304,688	12.3
Zambia	17 Mar 2020	10-Feb-22	308,556	506	3,935	1	1.3%	1,728	141	806,611	1,731,316	9.2
Mauritius	18 Mar 2020	10-Feb-22	27,381	190	762	-	2.8%	2,163		947,513	909,900	71.5
Djibouti	18 Mar 2020	10-Feb-22	15,529	4	189	-	1.2%	1,595		131,370	91,410	9.1
Niger	19 Mar 2020	10-Feb-22	8,703	3	303	-	3.5%	37		1,442,884	1,025,950	4.1
Chad	19 Mar 2020	07-Feb-22	7,214	-	190	-	2.6%	45	12	254,847	136,143	0.8
Zimbabwe	20 Mar 2020	10-Feb-22	230,880	140	5,367	-	2.3%	1,576	1,096	4,306,356	3,335,093	22.1
Cape Verde	20 Mar 2020	10-Feb-22	55,827	7	398	-	0.7%	10,152		343,776	285,948	50.9
Madagascar	20 Mar 2020	05-Feb-22	61,434	-	1,307	-	2.1%	228	-	978,718	926,543	3.3
Uganda	21 Mar 2020	08-Feb-22	162,492	-	3,567	-	2.2%	367	62	12,742,231	2,219,214	4.7
Eritrea	21 Mar 2020	09-Feb-22	9,652	-	102	-	1.1%	272				
Angola	21 Mar 2020	09-Feb-22	98,453	-	1,896	-	1.9%	309	61	9,999,633	4,880,035	14.4
Mozambique	22 Mar 2020	10-Feb-22	224,559	65	2,188	2	1.0%	740	62	10,759,191	9,022,900	28.1
Libya	24 Mar 2020	10-Feb-22	463,321	3,773	6,107	11	1.3%	6,836		2,067,196	1,024,442	14.7
Guinea-Bissau	25 Mar 2020	09-Feb-22	7,813	-	158	-	2.0%	407		437,334	291,781	14.5
Mali	25 Mar 2020	09-Feb-22	30,236	-	715	-	2.4%	154		1,021,729	630,636	3.0
Botswana	30 Mar 2020	08-Feb-22	257,167	-	2,593	-	1.0%	11,163	1,143	1,193,823	1,079,089	45.0
Sierra Leone	31 Mar 2020	10-Feb-22	7,648	10	125	-	1.6%	98		1,147,770	692,512	8.5
Burundi	31 Mar 2020	10-Feb-22	37,816	60	15	-	0.0%	328	172	7,995	7,531	0.1
Malawi	02 Apr 2020	09-Feb-22	84,915	-	2,580	-	3.0%	456	44	1,508,115	781,244	4.0
South Sudan	05 Apr 2020	09-Feb-22	16,873	-	137	-	0.8%	153	56	325,688	277,166	2.4
Sao Tome and Principe	06 Apr 2020	09-Feb-22	5,913	-	71	-	1.2%	2,750		88,983	61,405	27.5
Comoros	30 Apr 2020	10-Feb-22	7,989	11	160	-	2.0%	939		341,102	296,859	33.4
Lesotho	13May 2020	07-Feb-22	32,350	-	695	-	2.1%	1,522		782,175	727,528	33.7
			388,712,891	2,670,705	5,488,611	8,144	1.4%					

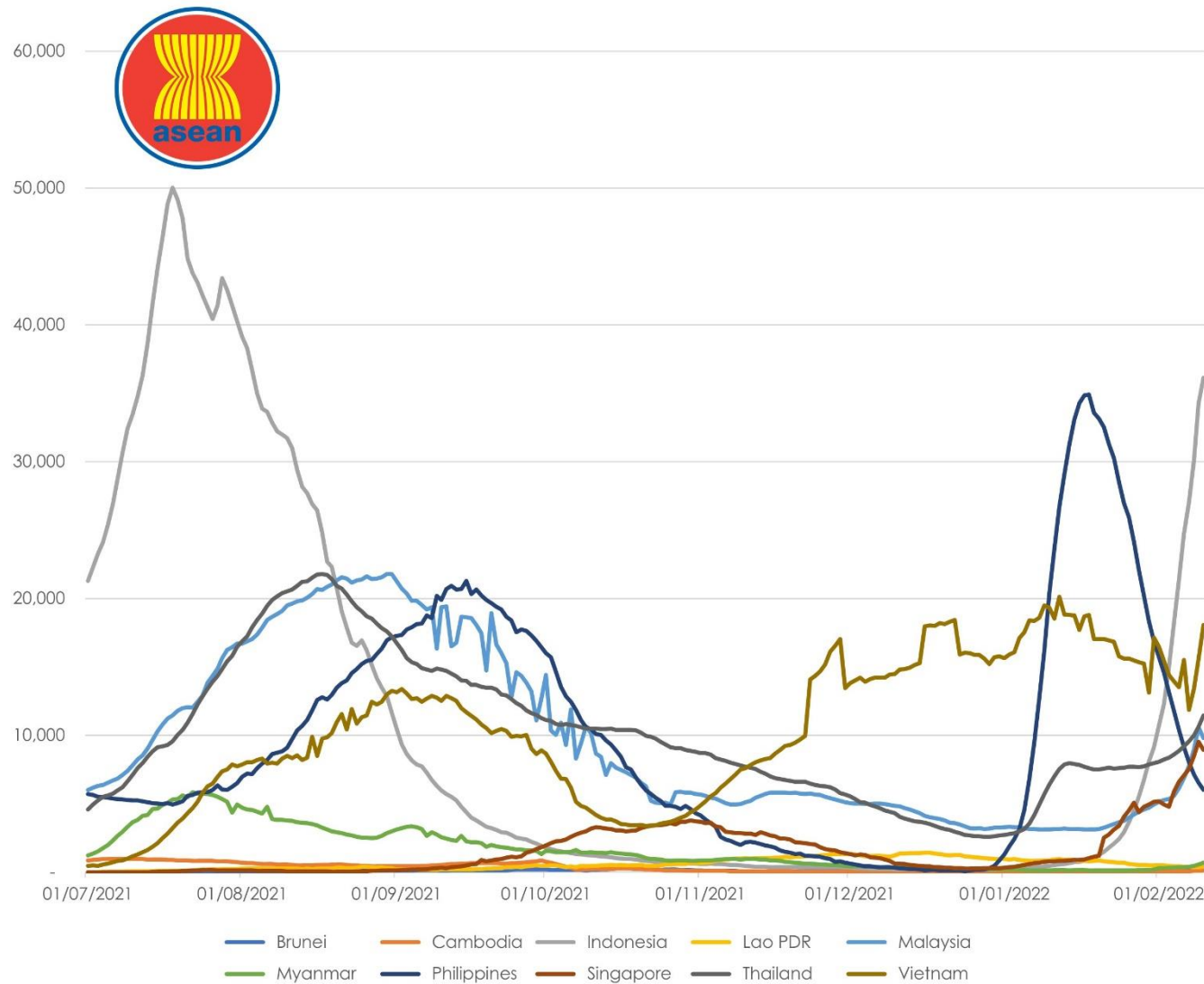
COVID-19 Epi curve among ASEAN Countries

as of 10 February 2022



7-Day Rolling Average of COVID-19 new cases: July 2021 to 2022

as of 10 February 2022

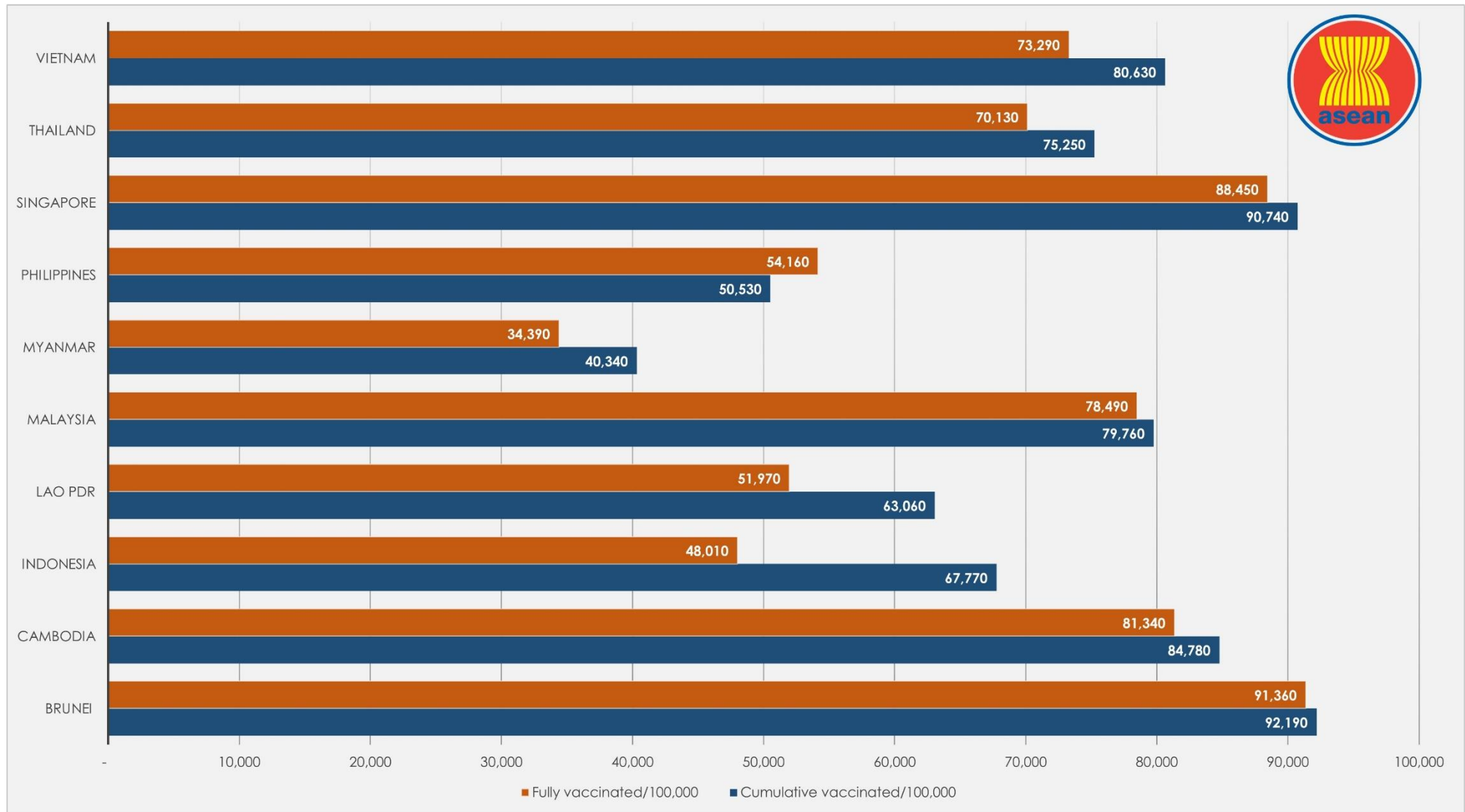


ASEAN Country	New Cases Rate of Change 7-Day Window*	P-value
Brunei	50.77	0
Cambodia	13.68	0.001
Indonesia	3030.83	0
Lao PDR	-8.25	0.004
Malaysia	844.19	0
Myanmar	59.76	0.002
Philippines	-962.78	0
Singapore	588.9	0.001
Thailand	460.94	0
Vietnam	518.06	0.197

**Beta coefficient of linear line of best fit; equal to the rate of change in the 7-day rolling average of new cases over the past 7 days (as of February 10, 2022)

COVID-19 Vaccination Status

as of 10 February 2022



Note: Philippine data on "Cumulative People Vaccinated" not updated



Report generated by
ASEAN Biodiaspora Virtual Center (ABVC)
 in collaboration with **Bluedot Inc.**
Email: support@biodiaspora.org

