

COVID-19 Situational Report in the ASEAN Region

ASEAN Biodiaspora Virtual Center (ABVC)

as of September 10, 2021



Canada



COVID-19: Highlights and Situation Overview

Global Update

- Worldwide, there have been over 224 million cases and over 4 million deaths attributed to COVID-19.

Regional Update

- Singapore authority said on September 9 (Thursday) that the government will begin easing movement restrictions on migrant workers living in dormitories starting next week. Authorities imposed movement curbs in April last year, and since then the workers have for the most part only been allowed to travel between their dorms and places of work. Under this pilot programme, which will launch on September 13 (Monday), up to 500 vaccinated workers will be allowed to visit selected locations for six hours each week. The labor ministry said that the decision was taken after the vaccination rates among workers living in dorms reached over 90%.
- Philippines' task force for the management of the COVID-19 pandemic in the country has trimmed down quarantine classifications in Metro Manila to enhanced community quarantine (ECQ) and general community quarantine (GCQ) with an alert level system. This decision was made after the Inter-Agency Task Force for the Management of Emerging Infectious Diseases (IATF) "provisionally" approved the guidelines for the pilot implementation of the alert levels system under granular lockdowns in Metro Manila. In accordance to the policy shift, there will only be two quarantine classifications which will be imposed by the IATF: ECQ and GCQ. However, what used to be allowed or not allowed during GCQ won't be the same anymore. What's allowed and not allowed will depend on the alert level to be imposed in areas within Metro Manila and will be implemented per city or municipality. Since March 2020, the IATF has been imposing various quarantine levels in parts of the country from the most lenient to the strictest—modified GCQ, GCQ, modified ECQ, and ECQ. The presidential spokesperson added that these four classifications will still be enforced outside Metro Manila during the pilot testing of the new quarantine classifications in the capital. The four-level alert status will determine if establishments in closed areas, crowded areas, and those that involve close contact activities or "3Cs" will be allowed to operate and at what capacity. Under Alert Level 4 or the strictest status, dine-in and personal care services will not be allowed to operate. In addition, persons under 18 years old and over 65 years old along with persons with comorbidities, those immunodeficient, and pregnant women will not be allowed to go outside. The movement of persons is generally allowed under Alert Levels 1 to 3 unless local government units (LGUs) set certain restrictions. Minimal on-site capacity with work-from-home and other flexible work arrangements will also be enforced under Alert Levels 2 to 4, while government agencies can operate at 50% on-site capacity under Alert Level 2, 30% on-site capacity at Alert Level 3, and 20% on-site capacity at Alert Level 4. Private establishments may resume operations at full capacity, provided they follow minimum public health standards, under Alert Level 1 or the most lenient status. The same goes for the operations of government agencies under the said alert level.
- Cambodia's Ministry of Health (MOH) on September 9 (Thursday) reported that the total number of Delta variant cases in Cambodia has jumped to 3,323 after 669 new ones were reported. A total of 1,113 cases have been detected in the capital Phnom Penh, while the rest were found in 23 provinces, adding that to date, only Kep province has been spared from the highly contagious strain. The health minister called on Cambodians to keep vigilance as the Delta variant is more transmissible than the previously circulating strains. The minister also urged people to continue wearing a face mask, washing hands frequently, maintaining physical distancing, and avoiding crowded areas, and to receive COVID-19 vaccines.

Vaccine Update

- The World Health Organization (WHO), on September 8, called for countries to avoid giving out extra COVID jabs until year-end, pointing to the millions worldwide who have yet to receive a single dose. Speaking from WHO's headquarters in Geneva, Director-General Tedros urged wealthy countries and vaccine makers to prioritize getting the first jabs to health workers and vulnerable populations in poorer nations over boosters. The WHO called last month for a moratorium on COVID-19 vaccine booster shots until the end of September to address the drastic inequity in dose distribution between rich and poor nations. But Tedros acknowledged that there had "been little change in the global situations since then, thus, calling for an extension of the moratorium until at least the end of the year. Despite the call for a moratorium, some countries have been arguing for booster jabs not only for vulnerable people but also for the wider population, citing signs of waning vaccine effectiveness against the highly transmissible Delta variant. The WHO has acknowledged that an additional dose could be needed for immunocompromised people, but stresses that for healthy people, the vaccines still seem very effective, especially in preventing severe disease.
- China's Sinovac Biotech will trial its COVID-19 vaccine in children and adolescents in South Africa as part of a global Phase III study. The study will evaluate the efficacy, immunogenicity and safety of the CoronaVac vaccine on children and adolescents aged 6 months to 17 years. The trial has been approved by South African drugs regulator SAHPRA, and the first child will be vaccinated at the MeCRU Clinical Research Unit based at the Sefako Makgatho Health Sciences University on September 10. According to the company, the primary objective of the study is to evaluate the efficacy of two doses of CoronaVac against confirmed symptomatic COVID-19 cases in children and adolescents and the efficacy will also be evaluated against hospitalization and severe COVID-19. The South African government has said it is considering using the CoronaVac vaccine in its immunization programme alongside shots developed by Pfizer and Johnson & Johnson which have been administered so far.
- Malaysia's Special Committee for Ensuring Access to COVID-19 Vaccine Supply (JKJAV) reported that 51.1% of Malaysia's total population or 16,680,780 individuals have completed their COVID-19 vaccination while 64.5% of the total population or 21,080,152 individuals have received at least one dose of the vaccine as of September 9. A total of 322,346 doses were administered yesterday (September 9), of which 133,861 as the first dose and the remaining 188,485 the second dose, bringing the cumulative figure for vaccines administered under the National COVID-19 Immunization Programme (NIP) to 37,714,587 doses. Meanwhile, in a move that would "boost the overall resilience" of the region, Singapore's Ministry of Health (MOH) confirmed on September 9 that the country will donate about 100,000 doses of the Pfizer-BioNTech COVID-19 vaccine to the Malaysian state of Johor,
- Vietnam's health ministry's vaccine advisory body announced on September 9 (Thursday) that mRNA COVID-19 vaccines manufactured by Pfizer and Moderna can be used interchangeably as first and second doses amid supply shortage. Localities are supposed to set plans for the second doses but more Moderna supplies are currently not available. Thus, in the push for a larger uptake of the first dose of vaccine in many COVID-19 hot spots, including Ho Chi Minh City (HCM), health authorities have decided to use up all the vaccines that has been allocated in their locality. Since the beginning of the week, many people in HCM City who are scheduled to receive their second Moderna shot have been offered another mRNA vaccine - Pfizer - as an alternative, but the administration of the shots still requires consent from the recipient. The health ministry still recommends that the first and second doses should be the same, but mixing and matching of vaccines has been implemented by many countries and showed positive results without any concerning complications reported. The vaccine council body under the health ministry also said that those who have received AstraZeneca as the first jab could

get either Pfizer and Moderna shots as the second dose. According to the data, 771,937 doses of COVID-19 vaccines have been administered as of September 7, bringing the country's total doses administered to nearly 23.6 million in which 3.8 million people have been fully vaccinated.

Travel Advisories (new update/s)

- Malaysia: Roadblocks in Putrajaya ended at midnight of September 9, after operating for nine months since January 13. Putrajaya police chief said that even though the roadblocks have been removed, the people are reminded to continue complying with the standard operating procedure (SOP) to contain the spread of COVID-19. He said compliance operation would step up with additional personnel to ensure members of the public entering Putrajaya for recreation or domestic tourism adhere to the SOP. The lifting of roadblocks was announced by the Prime Minister to allow cross-district travel in the Klang Valley when Selangor, Kuala Lumpur and Putrajaya moved to Phase Two of the National Recovery Plan (NRP) starting today (September 10). In this regard, Petaling Jaya police chief in a statement said the two roadblocks removed are at the Federal Highway and Taman Kanagapuram under the New Pantai Expressway (NPE). However, he said the roadblocks at four locations namely Sungai Buloh toll plaza, Kota Damansara toll plaza, Damansara toll plaza and Subang toll plaza will stay in operation.

Cases and Deaths as of 10 September 2021

- As of 10 September 2021 (2PM, GMT+8), worldwide, there were **224,245,521** confirmed cases, including **4,622,466** deaths. Globally, Case Fatality Rate (CFR) was **2.1**.
- In **China**, there were **123,370** confirmed cases with **5,686** deaths, including deaths in Hong Kong (212) and Taiwan (838). Confirmed cases in China include confirmed cases in Hong Kong (12,134), Macau (63), and Taiwan (16,062). CFR was **4.6**.
- 10,743,910 confirmed cases** of COVID-19 have been reported in the ASEAN region with a total of **238,575 deaths**, with a CFR of **2.2**.

REGION	COUNTRY	FIRST CONFIRMED CASE(S)	LATEST REPORT ON CONFIRMED CASE(S)	TOTAL CONFIRMED CASES	NEW CASES (7-DAY ROLLING AVERAGE)	TOTAL DEATHS	NEW DEATHS (7-DAY ROLLING AVERAGE)	CASE FATALITY RATE	CUMULATIVE CASES/ 100,000	NUMBER OF TESTS LAST 14 DAYS/ 100,000	CUMULATIVE VACCINATED	CUMULATIVE FULLY VACCINATED	FULLY VACCINATED / 100
ASEAN REGION	Brunei	10-Mar-20	09-Sep-21	3,831	148 (124)	17	1 (1)	0.4%	884		234,945	118,483	26.8
	Cambodia	27-Jan-20	09-Sep-21	97,524	589 (514)	2,007	20 (11)	2.1%	592	-	11,328,393	9,079,672	53.6
	Indonesia	02-Mar-20	09-Sep-21	4,153,355	5,990 (6,323)	138,116	334 (537)	3.3%	1,535	456	69,194,539	39,721,571	14.4
	Lao PDR	24-Mar-20	09-Sep-21	16,742	166 (183)	16	-	0.1%	234	537	2,560,372	1,842,398	25.0
	Malaysia	25-Jan-20	08-Sep-21	1,900,467	(16,352)	19,163	- (282)	1.0%	5,948	-	20,944,713	16,492,295	50.3
	Myanmar	23-Mar-20	09-Sep-21	425,414	2,310 (2,759)	16,265	92 (95)	3.8%	787	402	4,456,857	1,796,830	3.3
	Philippines	30-Jan-20	09-Sep-21	2,161,892	27,887 (20,201)	34,733	61 (150)	1.6%	2,000	782	18,697,647	15,837,799	14.3
	Singapore	23-Jan-20	09-Sep-21	70,039	457 (293)	57	2 (0)	0.1%	1,228	15,064	4,623,190	4,511,788	76.5
	Thailand	13-Jan-20	09-Sep-21	1,338,550	16,031 (14,866)	13,731	220 (233)	1.0%	1,922	617	25,954,106	10,900,001	15.6
	Vietnam	23-Jan-20	09-Sep-21	576,096	12,420 (12,767)	14,470	335 (333)	2.5%	597	1,712	19,809,234	3,768,683	3.8
				10,743,910	65,998	238,575	1,065	2.2%					

- 213,378,241 confirmed cases** of COVID-19 have been reported in **222 countries/states** (other than China, Hong Kong, Taiwan, Macau, and ASEAN countries):

REGION	COUNTRY	FIRST CONFIRMED CASE(S)	LATEST REPORT ON CONFIRMED CASE(S)	TOTAL CONFIRMED CASES	NEW CASES	TOTAL DEATHS	NEW DEATHS	CASE FATALITY RATE	CUMULATIVE CASES/ 100,000	NUMBER OF TESTS LAST 14 DAYS/ 100,000	CUMULATIVE IMMUNIZED	CUMULATIVE FULLY VACCINATED	FULLY VACCINATED/ 100
ASIA PACIFIC	Japan	16 Jan 2020	09-Sep-21	1,617,009	10,400	16,562	77	1.0%	1,281	1,276	77,749,452	62,546,331	49.6
	South Korea	20 Jan 2020	09-Sep-21	267,470	2,047	2,343	9	0.9%	517	995	31,709,767	19,115,022	37.3
	Nepal	24 Jan 2020	09-Sep-21	774,587	1,058	10,903	14	1.4%	2,708	237	5,603,757	5,012,821	16.9
	Australia	25 Jan 2020	09-Sep-21	68,045	1,727	1,066	3	1.6%	265	10,472	13,410,468	8,129,118	31.5
	Sri Lanka	27 Jan 2020	09-Sep-21	477,636	2,856	10,864	175	2.3%	2,191	802	12,952,755	9,714,857	45.2
	India	30 Jan 2020	09-Sep-21	33,163,004	24,148	442,046	264	1.3%	2,427	1,596	543,462,433	167,088,377	12.0
	Afghanistan	24 Feb 2020	09-Sep-21	153,962	122	7,164	7	4.7%	405		773,002	430,744	1.1
	Pakistan	26 Feb 2020	09-Sep-21	1,194,198	4,062	26,497	84	2.2%	551	382	49,572,385	20,912,015	9.3
	New Zealand	28 Feb 2020	09-Sep-21	3,847	18	27	-	0.7%	78	4,994	2,711,485	1,389,172	28.6
	Bhutan	05 Mar 2020	31-Aug-21	2,596	-	3	-	0.1%	340	-	567,143	477,931	61.3
	Maldives	07 Mar 2020	09-Sep-21	82,475	111	227	-	0.3%	15,533	7,006	386,807	308,095	56.7
	Bangladesh	08 Mar 2020	09-Sep-21	1,524,890	2,588	26,794	58	1.8%	935	210	19,840,998	11,755,630	7.1
	Mongolia	10 Mar 2020	09-Sep-21	247,399	3,680	992	10	0.4%	7,671	44,928	2,245,049	2,109,998	63.4
	Turkey	10 Mar 2020	09-Sep-21	6,590,414	23,846	59,170	257	0.9%	7,899	4,605	50,648,789	39,298,396	46.2
	French Polynesia	12 Mar 2020	08-Sep-21	40,178	-	535	-	1.3%	14,386		142,109	115,156	40.8
	Guam	15 Mar 2020	09-Sep-21	12,034	215	155	1	1.3%	7,193		120,118	105,653	63.7
	New Caledonia	17 Mar 2020	08-Sep-21	152	-	-	-	0.0%	53		86,125	72,145	25.0
	Fiji	18 Mar 2020	08-Sep-21	48,393	-	528	-	1.1%	5,438	-	566,210	299,943	33.2
	Papua New Guinea	21 Mar 2020	09-Sep-21	18,339	43	194	-	1.1%	209	-	102,739	31,705	0.4
	Timor Leste	21 Mar 2020	09-Sep-21	18,211	165	88	2	0.5%	1,408	1,078	389,989	198,310	14.8
Northern Mariana Islands	28 Mar 2020	28-May-21	183	-	2	-	1.1%	320		35,243	33,173	58.3	
North Korea	24 Jul 2020	25-Jul-20	1	-	-	-	0.0%	0					
Solomon Islands	03 Oct 2020	16-Apr-21	20	-	-	-	0.0%	3		62,891	20,550	2.9	
Wallis et Futuna	17 Oct 2020	06-May-21	445	-	7	-	1.6%	2,777		4,952	4,849	43.7	

	Marshall Islands	26 Oct 2020	17-Nov-20	4	-	-	-	0.0%	7		21,731	19,026	32.6
	Vanuatu	11 Nov 2020	21-Apr-21	4	-	1	-	25.0%	1		34,753	8,906	2.8
	Samoa	18 Nov 2020	12-Feb-21	3	-	-	-	0.0%	2		94,441	43,517	21.7
	Micronesia	11 Jan 2021	11-Jan-21	1	-	-	-	0.0%	1		42,733	35,103	33.9
	Palau	31 May 2021	14-Jun-21	2	-	-	-	0.0%	11		17,179	14,952	83.5
AMERICAS	USA	21 Jan 2020	09-Sep-21	41,468,926	71,339	672,117	934	1.6%	12,634	3,446	208,024,209	177,104,652	52.7
	Canada	25 Jan 2020	09-Sep-21	1,531,179	1,892	27,120	13	1.8%	4,029	2,633	28,218,516	25,839,987	67.9
	Brazil	26 Feb 2020	08-Sep-21	20,932,341	-	584,678	-	2.8%	9,885	-	139,358,218	67,383,668	31.5
	Mexico	28 Feb 2020	08-Sep-21	3,465,171	-	265,420	-	7.7%	2,716	226	59,614,774	36,864,200	28.3
	Saint Martin	01 Mar 2020	02-Sep-21	3,463	-	45	-	1.3%	9,113				
	Ecuador	01 Mar 2020	08-Sep-21	504,257	-	32,365	-	6.4%	2,902	75	10,699,102	9,323,600	52.1
	Dominican Republic	01 Mar 2020	09-Sep-21	352,441	240	4,014	1	1.1%	3,282	310	5,876,522	4,721,182	43.1
	Chile	03 Mar 2020	09-Sep-21	1,642,646	500	37,159	37	2.3%	8,667	3,426	14,467,293	13,862,151	72.2
	Argentina	03 Mar 2020	09-Sep-21	5,218,993	3,661	113,099	137	2.2%	11,614	580	28,485,407	17,038,188	37.4
	Peru	05 Mar 2020	08-Sep-21	2,157,536	-	198,595	-	9.2%	6,636	-	10,866,694	8,495,758	25.5
	Costa Rica	06 Mar 2020	08-Sep-21	483,984	-	5,702	-	1.2%	9,588	1,344	3,071,596	1,509,014	29.4
	Colombia	06 Mar 2020	09-Sep-21	4,925,000	1,803	125,480	53	2.5%	9,784	1,211	24,293,656	14,933,403	29.1
	French Guiana	06 Mar 2020	08-Sep-21	36,481	-	225	-	0.6%	18,660				
	Martinique	06 Mar 2020	07-Sep-21	38,868	-	509	-	1.3%	8,979				
	Paraguay	07 Mar 2020	08-Sep-21	459,062	-	16,020	-	3.5%	6,516	204	2,286,112	1,809,569	25.1
	Panama	10 Mar 2020	08-Sep-21	460,829	-	7,104	-	1.5%	10,852	1,266	2,823,629	1,905,698	43.5
	Bolivia	10 Mar 2020	08-Sep-21	493,518	-	18,529	-	3.8%	4,287	368	4,085,788	2,870,996	24.3
	Honduras	11 Mar 2020	08-Sep-21	348,894	-	9,224	-	2.6%	3,580		2,896,759	1,629,331	16.2
	Cuba	11 Mar 2020	09-Sep-21	720,739	7,747	6,056	89	0.8%	6,359	-	5,866,453	4,604,912	40.7
	Guyana	11 Mar 2020	07-Sep-21	26,772	-	654	-	2.4%	3,420		325,095	170,125	21.5
	Jamaica	12 Mar 2020	08-Sep-21	73,496	-	1,666	-	2.3%	2,493	812	458,696	151,755	5.1
	St Vincent and the Grenadines	12 Mar 2020	08-Sep-21	2,391	-	12	-	0.5%	2,162		19,066	11,892	10.7
	Saint Lucia	13 Mar 2020	08-Sep-21	9,327	-	128	-	1.4%	5,103		36,750	27,773	15.1
	Trinidad and Tobago	13 Mar 2020	09-Sep-21	46,553	270	1,350	2	2.9%	3,337	253	532,484	420,686	30.0

Venezuela	13 Mar 2020	08-Sep-21	343,178	-	4,150	-	1.2%	1,203		6,006,270	3,336,547	11.6
Guatemala	13 Mar 2020	08-Sep-21	497,690	-	12,468	-	2.5%	2,997	744	3,576,111	1,510,663	8.3
Uruguay	13 Mar 2020	08-Sep-21	386,082	-	6,037	-	1.6%	11,153	3,671	2,696,492	2,534,250	72.7
Curacao	13 Mar 2020	08-Sep-21	15,550	-	151	-	1.0%	9,871		96,737	87,319	53.0
Puerto Rico	13 Mar 2020	09-Sep-21	175,173	363	2,967	18	1.7%	5,485		2,437,634	2,075,828	65.0
Suriname	13 Mar 2020	08-Sep-21	31,894	-	746	-	2.3%	5,486		209,244	150,407	25.4
Antigua and Barbuda	13 Mar 2020	08-Sep-21	1,974	-	47	-	2.4%	2,033	-	41,061	34,008	34.5
Guadeloupe	13 Mar 2020	31-Aug-21	49,381	-	539	-	1.1%	11,147				
Cayman Islands	13 Mar 2020	08-Sep-21	723	-	2	-	0.3%	1,113		52,433	49,966	75.1
Aruba	14 Mar 2020	08-Sep-21	14,955	-	153	-	1.0%	14,067		79,341	70,633	65.9
Bahamas	15 Mar 2020	09-Sep-21	19,139	104	453	-	2.4%	4,914		105,753	59,002	14.9
US Virgin Islands	16 Mar 2020	08-Sep-21	6,102	-	63	-	1.0%	5,723		51,869	44,120	42.2
Sint Maarten	17 Mar 2020	08-Sep-21	3,921	-	57	-	1.5%	9,626		25,376	23,138	53.3
Montserrat	17 Mar 2020	04-Sep-21	31	-	1	-	3.2%	332		1,466	1,371	27.5
Barbados	17 Mar 2020	08-Sep-21	5,573	-	51	-	0.9%	1,942		117,259	95,816	33.3
El Salvador	18 Mar 2020	08-Sep-21	98,122	-	2,995	-	3.1%	1,520	-	3,731,756	2,960,429	45.4
Nicaragua	18 Mar 2020	07-Sep-21	12,350	-	201	-	1.6%	189		463,656	206,248	3.1
Bermuda	18 Mar 2020	07-Sep-21	3,273	-	35	-	1.1%	5,121		43,128	42,287	68.1
Haiti	19 Mar 2020	08-Sep-21	21,162	-	588	-	2.8%	188		34,317	12,225	0.1
Dominica	22 Mar 2020	08-Sep-21	2,175	-	6	-	0.3%	3,029		22,559	20,278	28.1
Grenada	22 Mar 2020	08-Sep-21	1,748	-	14	-	0.8%	1,561		26,088	19,372	17.1
Belize	23 Mar 2020	08-Sep-21	17,251	-	369	-	2.1%	4,419	-	173,648	77,669	19.2
Turks and Caicos Islands	23 Mar 2020	08-Sep-21	2,727	-	20	-	0.7%	7,140		26,606	24,269	61.9
Saint Kitts and Nevis	24 Mar 2020	08-Sep-21	1,310	-	5	-	0.4%	2,480	5,882	24,458	21,914	40.9
British Virgin Islands	25 Mar 2020	08-Sep-21	2,642	-	37	-	1.4%	8,798		18,405	13,824	45.4
Anguilla	26 Mar 2020	08-Sep-21	305	-	-	-	0.0%	2,301		9,493	8,978	59.4
Caribbean Netherlands	01 Apr 2020	08-Sep-21	1,885	-	17	-	0.9%	10,465		19,109	16,736	63.3
Falkland Islands	03 Apr 2020	01-Sep-21	67	-	-	-	0.0%	2,540		2,632	1,775	50.3

	Saint Pierre and Miquelon	05 Apr 2020	02-Sep-21	31	-	-	-	0.0%	442				
	Saint Barthelemy	25 Jul 2020	02-Sep-21	1,534	-	2	-	0.1%	18,154				
EUROPE	France	24 Jan 2020	09-Sep-21	6,877,825	10,969	115,362	103	1.7%	10,256		49,150,120	41,836,746	61.9
	Germany	27 Jan 2020	09-Sep-21	4,074,201	16,073	93,040	46	2.3%	4,901	1,002	55,039,872	51,329,215	61.2
	Finland	29 Jan 2020	09-Sep-21	132,172	486	1,039	-	0.8%	2,394	4,889	4,064,019	3,039,996	54.8
	Italy	30 Jan 2020	09-Sep-21	4,590,941	5,518	129,766	59	2.8%	7,614	5,703	43,480,922	37,983,242	62.9
	Russian Federation	31 Jan 2020	09-Sep-21	7,084,284	18,380	190,376	794	2.7%	4,907	3,538	44,912,606	38,906,232	26.7
	Spain	31 Jan 2020	09-Sep-21	4,903,021	4,763	85,218	71	1.7%	10,415	-	37,008,271	34,739,745	74.3
	Sweden	31 Jan 2020	09-Sep-21	1,136,535	1,375	14,661	2	1.3%	11,050		6,934,437	5,881,550	57.9
	United Kingdom of Great Britain	31 Jan 2020	09-Sep-21	7,132,072	37,480	133,841	167	1.9%	10,671	17,203	48,319,435	43,620,946	64.0
	Belgium	05 Feb 2020	09-Sep-21	1,201,056	2,553	25,442	14	2.1%	10,458	4,194	8,474,204	8,227,432	70.7
	Switzerland	25 Feb 2020	09-Sep-21	805,157	3,112	11,010	-	1.4%	9,390	4,232	5,078,584	4,504,926	51.7
	Austria	25 Feb 2020	09-Sep-21	703,572	2,356	10,822	7	1.5%	7,926	42,486	5,562,206	5,263,774	58.2
	Croatia	25 Feb 2020	09-Sep-21	380,904	941	8,405	10	2.2%	9,365	3,128	1,750,418	1,640,053	40.2
	Norway	26 Feb 2020	09-Sep-21	172,469	750	827	1	0.5%	3,225	5,828	3,943,645	3,390,387	62.0
	Romania	26 Feb 2020	09-Sep-21	1,113,381	2,226	34,871	79	3.1%	5,752	1,196	5,296,108	5,186,126	27.1
	Estonia	26 Feb 2020	09-Sep-21	145,345	467	1,307	2	0.9%	10,956	4,524	737,321	561,428	42.4
	Georgia	26 Feb 2020	09-Sep-21	572,948	2,455	8,035	58	1.4%	15,400	3,763	856,956	509,722	12.8
	North Macedonia	26 Feb 2020	09-Sep-21	181,875	255	6,184	31	3.4%	8,729	3,041	737,011	589,573	28.3
	Greece	26 Feb 2020	09-Sep-21	609,519	2,163	14,060	46	2.3%	5,688	4,962	6,199,953	5,809,940	56.0
	Denmark	27 Feb 2020	09-Sep-21	350,996	591	2,604	5	0.7%	6,032	10,965	4,425,025	4,269,947	73.5
	San Marino	27 Feb 2020	06-Sep-21	5,351	-	90	-	1.7%	15,803		23,979	23,979	70.5
	Lithuania	27 Feb 2020	09-Sep-21	305,605	1,005	4,641	11	1.5%	10,966	3,251	1,688,627	1,553,120	57.7
	Netherlands	27 Feb 2020	09-Sep-21	1,963,947	2,362	18,058	3	0.9%	11,331	714	12,020,710	10,842,385	63.1
	Azerbaijan	27 Feb 2020	09-Sep-21	450,282	-	5,959	-	1.3%	4,492	1,986	4,391,664	2,915,485	28.5
	Belarus	28 Feb 2020	09-Sep-21	497,420	1,842	3,882	11	0.8%	5,254	2,361	1,626,825	1,336,553	14.2
Iceland	28 Feb 2020	09-Sep-21	11,173	43	33	-	0.3%	3,092	8,298	280,122	264,629	77.1	
Ireland	28 Feb 2020	09-Sep-21	362,228	1,271	5,155	-	1.4%	7,330	5,307	3,723,052	3,480,212	69.8	
Monaco	29 Feb 2020	09-Sep-21	3,265	5	33	-	1.0%	8,380		26,135	22,556	57.1	

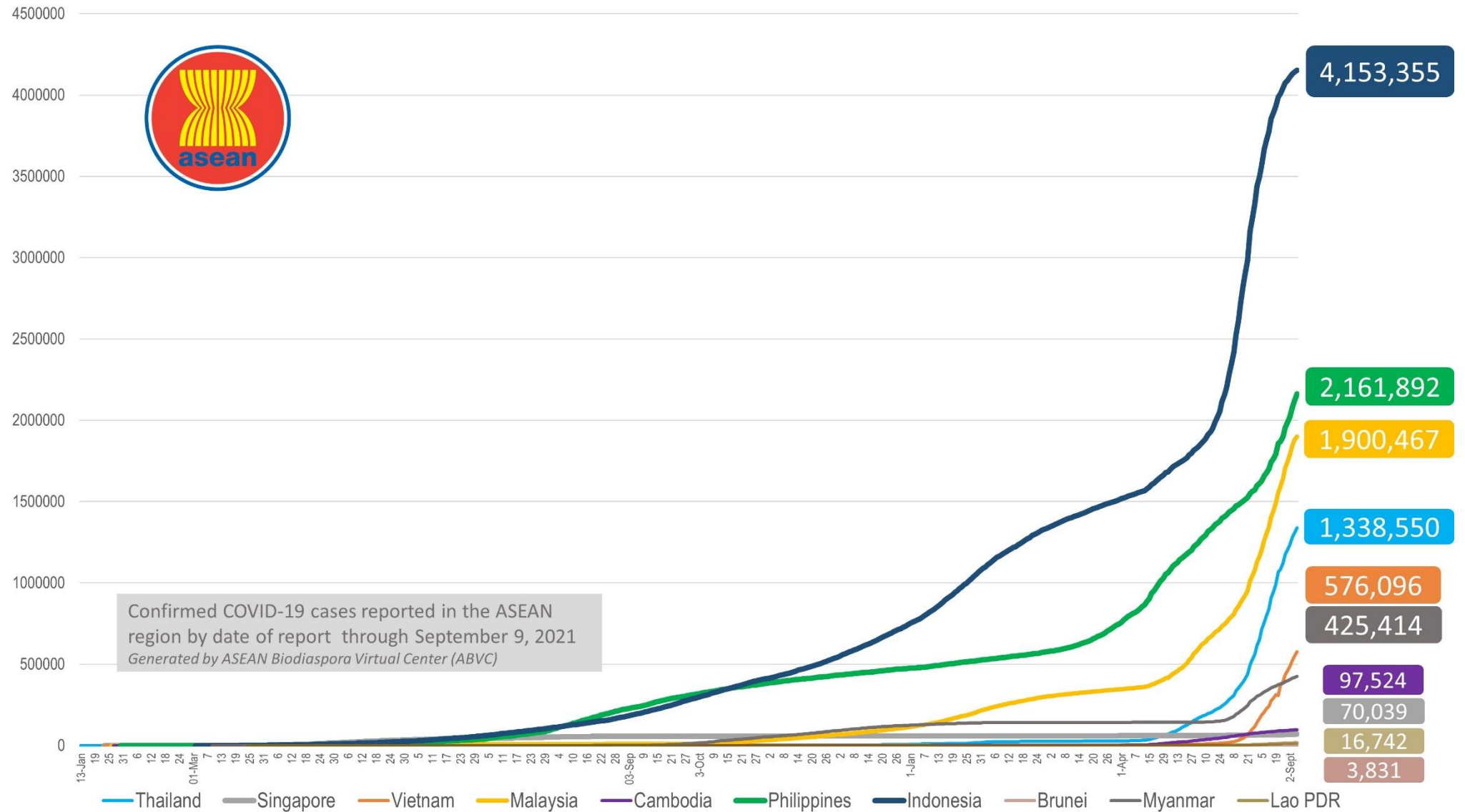
Czech Republic	01 Mar 2020	09-Sep-21	1,682,054	373	30,413	5	1.8%	15,765		5,989,031	5,815,331	54.2
Luxembourg	01 Mar 2020	09-Sep-21	76,540	85	832	-	1.1%	12,347	7,917	410,438	359,214	56.6
Armenia	01 Mar 2020	09-Sep-21	246,997	587	4,968	14	2.0%	8,351	1,460	195,290	108,035	3.6
Latvia	02 Mar 2020	09-Sep-21	145,893	491	2,598	3	1.8%	7,627	1,747	874,648	780,514	41.8
Portugal	02 Mar 2020	09-Sep-21	1,052,127	1,408	17,836	10	1.7%	10,245	5,478	8,782,886	8,006,973	78.8
Andorra	02 Mar 2020	09-Sep-21	15,078	8	130	-	0.9%	19,546	2,900	51,599	41,831	54.1
Liechtenstein	03 Mar 2020	09-Sep-21	3,365	13	59	-	1.8%	8,851	5,363	22,942	20,636	53.9
Ukraine	03 Mar 2020	09-Sep-21	2,306,939	3,663	54,175	61	2.3%	5,198	693	5,722,210	4,512,000	10.4
Slovenia	04 Mar 2020	09-Sep-21	273,529	1,017	4,462	1	1.6%	13,100	1,912	1,013,494	925,525	44.5
Hungary	04 Mar 2020	09-Sep-21	814,409	345	30,080	3	3.7%	8,336	1,226	5,830,217	5,429,873	56.4
Poland	04 Mar 2020	09-Sep-21	2,892,113	511	75,409	6	2.6%	7,617	677	19,448,585	19,011,042	50.3
Faroe Islands	04 Mar 2020	09-Sep-21	1,027	-	2	-	0.2%	2,110		37,106	35,140	71.6
Bosnia and Herzegovina	05 Mar 2020	09-Sep-21	219,804	794	9,976	25	4.5%	6,659	995	634,063	426,082	13.1
Gibraltar	05 Mar 2020	09-Sep-21	5,409	7	97	-	1.8%	16,050		39,757	39,270	116.6
Slovakia	06 Mar 2020	09-Sep-21	397,382	478	12,556	3	3.2%	7,286	3,456	2,394,521	2,191,810	40.1
Serbia	06 Mar 2020	09-Sep-21	800,359	5,831	7,468	23	0.9%	11,524	2,869	2,955,866	2,829,578	41.6
Vatican City	06 Mar 2020	17-Oct-20	27	-	-	-	0.0%	2,932				
Malta	07 Mar 2020	09-Sep-21	36,636	30	446	-	1.2%	7,289	4,609	415,622	414,343	80.5
Moldova	07 Mar 2020	09-Sep-21	273,056	731	6,478	12	2.4%	10,274	2,314	573,001	718,749	17.9
Bulgaria	08 Mar 2020	09-Sep-21	468,300	1,629	19,387	52	4.1%	6,713	4,038	1,089,066	1,217,377	17.7
Albania	09 Mar 2020	09-Sep-21	154,316	998	2,531	3	1.6%	5,407	-	879,459	687,854	23.9
Cyprus	09 Mar 2020	09-Sep-21	115,657	-	523	-	0.5%	9,650	52,355	583,768	531,745	59.9
Channel Islands	09 Mar 2020	09-Sep-21	1,394	10	18	-	1.3%	2,137		32,969	13,618	20.3
Jersey	10 Mar 2020	09-Sep-21	9,592	31	78	-	0.8%	10,562		76,478	72,875	72.1
Kazakhstan	13 Mar 2020	09-Sep-21	828,224	4,106	10,076	89	1.2%	4,474	-	6,928,646	5,755,817	30.3
Kosovo	13 Mar 2020	09-Sep-21	154,564	1,029	2,699	24	1.7%	8,614				
Uzbekistan	15 Mar 2020	09-Sep-21	162,421	653	1,137	5	0.7%	484		9,787,973	1,232,807	3.6
Greenland	16 Mar 2020	08-Sep-21	377	-	-	-	0.0%	671		40,201	33,486	58.9
Montenegro	17 Mar 2020	09-Sep-21	120,149	547	1,785	5	1.5%	19,312		216,464	191,596	30.5
Kyrgyzstan	18 Mar 2020	09-Sep-21	176,883	104	2,563	2	1.4%	2,739		714,055	494,364	7.5
Isle of Man	19 Mar 2020	08-Sep-21	6,923	-	38	-	0.5%	8,185		65,296	63,088	73.9

	Tajikistan	30 Apr 2020	08-Sep-21	17,024	-	124	-	0.7%	183				
MIDDLE EAST	UAE	29 Jan 2020	09-Sep-21	726,797	772	2,057	4	0.3%	7,439	21,691	8,812,200	7,704,493	77.1
	Iran	19 Feb 2020	09-Sep-21	5,237,799	26,821	112,935	505	2.2%	6,317	1,763	19,467,858	9,684,669	11.4
	Israel	21 Feb 2020	09-Sep-21	1,144,528	4,641	7,303	42	0.6%	12,642	18,573	6,024,333	5,519,092	62.8
	Lebanon	21 Feb 2020	08-Sep-21	610,197	-	8,144	-	1.3%	8,901	-	1,426,561	1,144,621	16.9
	Kuwait	24 Feb 2020	09-Sep-21	410,631	69	2,428	1	0.6%	9,760	2,076	2,668,082	923,307	21.3
	Oman	24 Feb 2020	09-Sep-21	302,924	57	4,084	1	1.3%	6,089		2,592,464	1,443,886	27.6
	Bahrain	24 Feb 2020	09-Sep-21	273,454	88	1,388	-	0.5%	16,662	13,831	1,153,858	1,094,977	62.6
	Iraq	24 Feb 2020	09-Sep-21	1,939,408	5,073	21,333	51	1.1%	4,934	672	826,007	494,900	1.2
	Qatar	29 Feb 2020	09-Sep-21	234,236	143	604	-	0.3%	8,271	2,186	2,349,013	2,201,669	75.1
	Saudi Arabia	02 Mar 2020	09-Sep-21	545,727	103	8,604	6	1.6%	1,593	1,865	22,604,145	16,134,696	45.7
	Jordan	02 Mar 2020	09-Sep-21	805,214	888	10,518	17	1.3%	7,971	1,906	3,543,990	3,050,050	29.7
	Palestine	05 Mar 2020	09-Sep-21	393,777	2,483	4,048	11	1.0%	8,405		1,168,458	482,591	9.2
	Syria	22 Mar 2020	09-Sep-21	29,086	134	2,060	5	7.1%	170		230,510	158,010	0.9
Yemen	10 Apr 2020	09-Sep-21	8,267	37	1,549	8	18.7%	28		298,161	13,322	0.0	
AFRICA	Egypt	14 Feb 2020	08-Sep-21	291,172	-	16,824	-	5.8%	290		6,913,913	3,505,075	3.4
	Algeria	25 Feb 2020	09-Sep-21	199,275	313	5,519	30	2.8%	463		5,000,000	3,000,000	6.7
	Nigeria	28 Feb 2020	08-Sep-21	197,046	-	2,578	-	1.3%	98	78	3,600,858	1,576,011	0.8
	Tunisia	02 Mar 2020	09-Sep-21	680,074	1,711	24,041	48	3.5%	5,815	1,404	4,422,956	2,560,775	21.5
	Morocco	02 Mar 2020	09-Sep-21	896,913	3,451	13,370	74	1.5%	2,459	613	19,620,474	16,102,416	43.1
	Senegal	02 Mar 2020	09-Sep-21	73,353	43	1,825	9	2.5%	450	192	1,167,364	564,998	3.3
	South Africa	05 Mar 2020	09-Sep-21	2,843,042	6,269	84,327	175	3.0%	4,855	525	10,218,230	6,751,662	11.2
	Cameroon	06 Mar 2020	01-Sep-21	84,210	-	1,357	-	1.6%	325		355,561	80,115	0.3
	Togo	06 Mar 2020	09-Sep-21	23,018	-	203	-	0.9%	285	183	414,249	237,692	2.8
	Burkina Faso	09 Mar 2020	08-Sep-21	13,872	-	171	-	1.2%	68		108,799	13,273	0.1
	Democratic Republic of Congo	10 Mar 2020	07-Sep-21	55,877	-	1,061	-	1.9%	64		83,667	18,047	0.0
	Ivory Coast	11 Mar 2020	08-Sep-21	57,293	-	488	-	0.9%	223	99	1,459,525		
	Reunion	11 Mar 2020	07-Sep-21	51,651	-	354	-	0.7%	6,648				
	Ghana	13 Mar 2020	05-Sep-21	122,543	-	1,084	-	0.9%	403	-	865,422	405,971	1.3
	Guinea	13 Mar 2020	09-Sep-21	29,918	-	360	-	1.2%	234		884,320	401,837	3.0
	Gabon	13 Mar 2020	09-Sep-21	26,379	-	169	-	0.6%	1,214	2,157	84,214	62,250	2.7
	Sudan	13 Mar 2020	01-Sep-21	37,715	-	2,837	-	7.5%	88		645,926	241,564	0.5
	Kenya	13 Mar 2020	09-Sep-21	242,284	501	4,864	34	2.0%	461	-	2,117,075	817,210	1.5
	Ethiopia	13 Mar 2020	09-Sep-21	320,453	1,352	4,857	27	1.5%	286	90	2,654,956		
	Central African Republic	14 Mar 2020	31-Aug-21	11,296	-	100	-	0.9%	238		77,771	26,000	0.5
Seychelles	14 Mar 2020	06-Sep-21	20,323	-	108	-	0.5%	20,817		73,777	69,713	70.5	
Rwanda	14 Mar 2020	09-Sep-21	91,555	474	1,153	6	1.3%	725	1,694	1,662,759	907,147	6.8	

Namibia	14 Mar 2020	09-Sep-21	125,966	69	3,422	5	2.7%	5,050	322	213,438	115,624	4.5
Swaziland	14 Mar 2020	09-Sep-21	44,646	267	1,166	8	2.6%	3,889		96,175	109,596	9.4
Mauritania	14 Mar 2020	09-Sep-21	34,504	-	743	-	2.2%	762	-	243,757	22,120	0.5
Mayotte	14 Mar 2020	07-Sep-21	19,947	-	175	-	0.9%	12,542				
Equatorial Guinea	15 Mar 2020	06-Sep-21	9,939	-	129	-	1.3%	733	630	204,222	156,224	10.8
Republic of Congo	15 Mar 2020	30-Aug-21	13,588	-	183	-	1.3%	253		184,812	105,475	1.9
Benin	16 Mar 2020	08-Sep-21	19,106	-	141	-	0.7%	162	-	120,333	42,212	0.3
Liberia	16 Mar 2020	02-Aug-21	5,459	-	148	-	2.7%	111		104,545	27,392	0.5
Tanzania	16 Mar 2020	10-Aug-21	1,367	-	50	-	3.7%	2		304,603	304,603	0.5
Somalia	16 Mar 2020	06-Sep-21	17,947	-	1,005	-	5.6%	116		207,256	102,749	0.6
Gambia	17 Mar 2020	06-Sep-21	9,789	-	328	-	3.4%	417	57	193,496	157,785	6.3
Zambia	17 Mar 2020	09-Sep-21	207,560	118	3,623	1	1.7%	1,162	460	354,752	295,167	1.6
Mauritius	18 Mar 2020	08-Sep-21	12,616	-	34	-	0.3%	997		816,020	748,954	58.8
Djibouti	18 Mar 2020	08-Sep-21	11,807	-	157	-	1.3%	1,213		36,344	23,797	2.4
Niger	19 Mar 2020	08-Sep-21	5,896	-	199	-	3.4%	25		404,246	87,492	0.4
Chad	19 Mar 2020	08-Sep-21	5,011	-	174	-	3.5%	31		51,771	16,496	0.1
Zimbabwe	20 Mar 2020	09-Sep-21	125,931	-	4,517	-	3.6%	860	168	2,781,803	1,771,273	11.7
Cape Verde	20 Mar 2020	08-Sep-21	36,202	-	317	-	0.9%	6,583		236,158	72,843	13.0
Madagascar	20 Mar 2020	06-Sep-21	42,884	-	957	-	2.2%	159	2	210,666	86,090	0.3
Uganda	21 Mar 2020	07-Sep-21	120,990	-	3,074	-	2.5%	273	38	901,900	242,310	0.5
Eritrea	21 Mar 2020	08-Sep-21	6,651	-	40	-	0.6%	188				
Angola	21 Mar 2020	08-Sep-21	49,349	-	1,309	-	2.7%	155		1,165,755	920,570	2.7
Mozambique	22 Mar 2020	09-Sep-21	148,727	175	1,891	3	1.3%	490	50	1,643,520	654,322	2.0
Libya	24 Mar 2020	09-Sep-21	321,370	1,802	4,397	23	1.4%	4,742		1,071,946	58,539	0.8
Guinea-Bissau	25 Mar 2020	09-Sep-21	5,943	-	122	-	2.1%	309		28,097	2,993	0.2
Mali	25 Mar 2020	09-Sep-21	14,968	7	542	-	3.6%	76		257,674	86,477	0.4
Botswana	30 Mar 2020	06-Sep-21	162,186	-	2,309	-	1.4%	7,040		320,308	207,695	8.7
Sierra Leone	31 Mar 2020	07-Sep-21	6,376	-	121	-	1.9%	82		159,793	33,764	0.4
Burundi	31 Mar 2020	08-Sep-21	14,047	-	12	-	0.1%	122				
Malawi	02 Apr 2020	09-Sep-21	60,965	-	2,229	-	3.7%	327	-	701,061	435,997	2.2
South Sudan	05 Apr 2020	08-Sep-21	11,571	-	120	-	1.0%	105	-	53,147	6,718	0.1
Sao Tome and Principe	06 Apr 2020	09-Sep-21	2,709	-	38	-	1.4%	1,260		38,979	11,907	5.3
Comoros	30 Apr 2020	09-Sep-21	4,093	3	147	-	3.6%	481		175,038	102,389	11.5
Lesotho	13May 2020	26-Aug-21	14,395	-	403	-	2.8%	677		71,597	32,181	1.5
			213,378,241	367,789	4,378,205	5,205	2.1%					

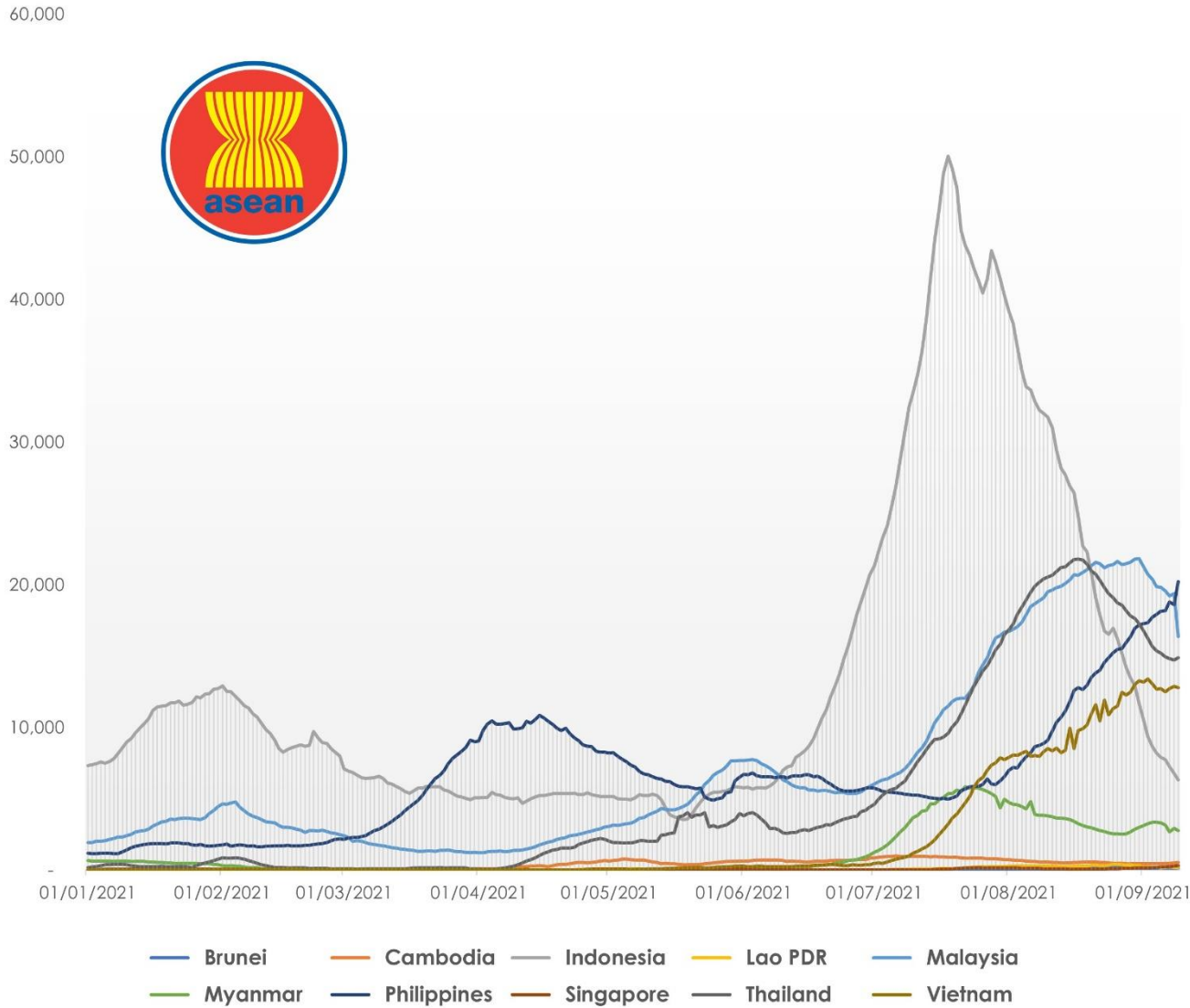
COVID-19 Epi curve among ASEAN Countries

as of 9 September 2021



7-Day Rolling Average of COVID-19 new cases

as of 9 September 2021

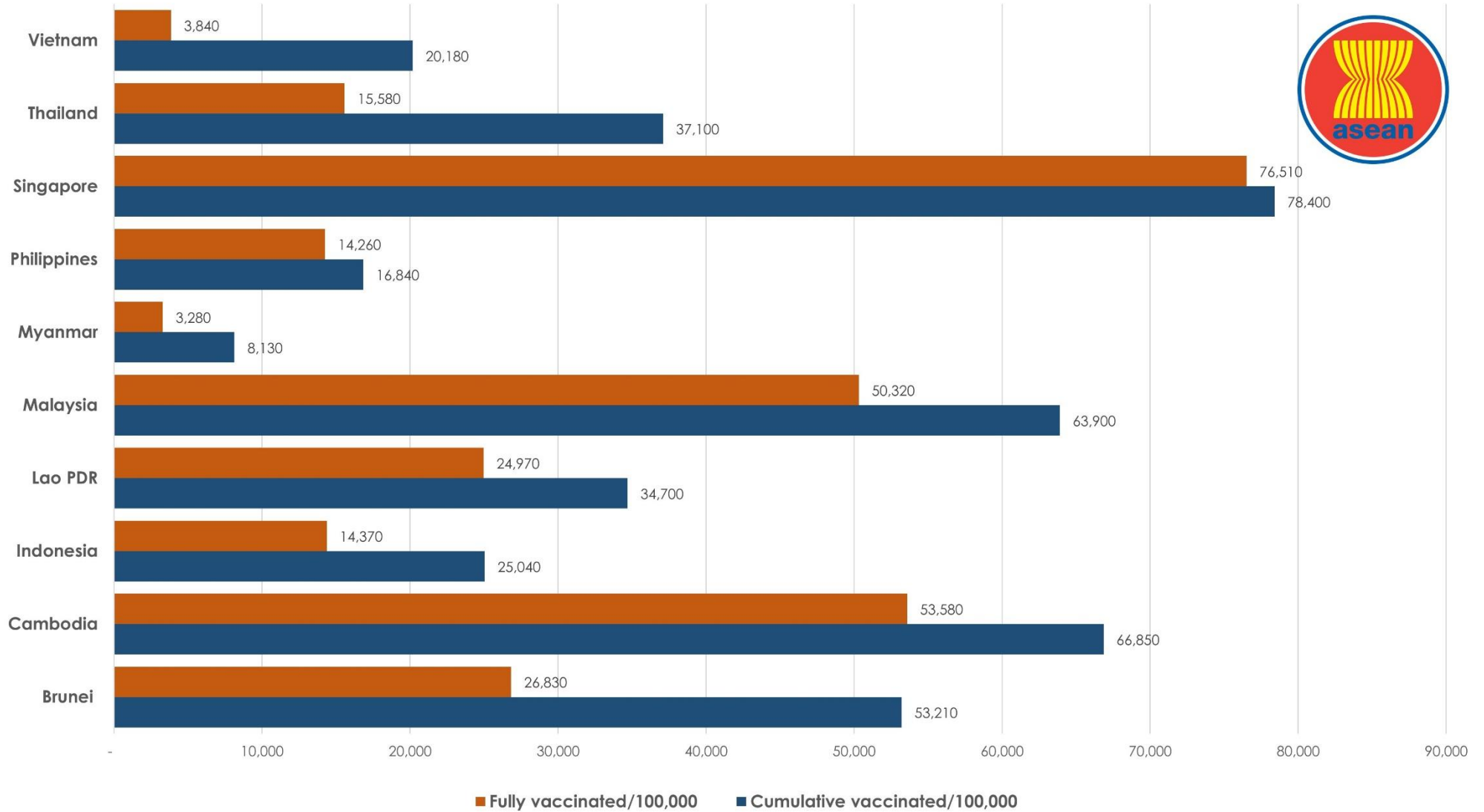


ASEAN Country	New Cases Rate of Change 7-Day Window*	P-value
Brunei	3.051	0.041
Cambodia	13.031	0.001
Indonesia	-373.214	0
Lao PDR	0.658	0.532
Malaysia	-485.918	0.032
Myanmar	-114.189	0.011
Philippines	335.332	0.011
Singapore	19.842	0
Thailand	-145.026	0.004
Vietnam	-15.276	0.689

*Beta coefficient of linear line of best fit; equal to the rate of change in the 7-day rolling average of new cases over the past 7 days (as of September 9, 2021)

COVID-19 Vaccination Status

as of 9 September 2021



Outlook Assessment

as of 7 September 2021

ASEAN MEMBER STATE	REQUIREMENT					
	At least 80% of the high-risk population has been vaccinated with at least one dose of a COVID-19 vaccine.		At least 65% of the total population has a level of immunity to COVID-19; either recovered from COVID-19 or have been vaccinated with at least one dose of a COVID-19 vaccine.		Case levels are generally low (a 7-day rolling average number of daily new cases that is <10 cases per 100,000, with each day's past-14-day test positivity is consistently <5%).	
	% of High risk population with one dose	Projected Completion Date <i>(moderate case scenario)</i>	% of Total population with one dose	Projected Completion Date <i>(moderate case scenario)</i>	Daily cases/100,000	Test positivity last 14 days
Brunei	>80.0	Aug 2021	53.5		28.190	
Cambodia	>80.0	Jun 2021	71.8	Aug 2021	2.846	
Indonesia	>80.0	Aug 2021	27.2	Mar 2022	2.683	12.4
Lao PDR	> 80.0	Aug 2021	38.1	Mar 2022	2.690	11.4
Malaysia	>80.0	Jul 2021	66.0	Sep 2021	60.130	13.2
Myanmar	13.6	-	9.0	-	4.940	13.7
Philippines	75.2	Nov 2021	19.5	Apr 2022	17.369	25.3
Singapore	>80.0	May 2021	>80.2	Jul 2021	4.040	0.1
Thailand	73.9	Oct 2021	38.3	Dec 2021	21.259	34.2
Vietnam	62.0	Oct 2021	21.2		13.166	5.0



Report generated by
ASEAN Biodiaspora Virtual Center (ABVC)
 in collaboration with **Bluedot Inc.**
 Email: support@biodiaspora.org

