

COVID-19: Highlights and Situation Overview

Global Update

- Worldwide, there have been over 307 million cases and 5.5 million deaths attributed to COVID-19.
- According to the World Health Organization (WHO), from December 27, 2021, to January 2, 2022, the global number of new cases experienced a sharp increase of 71% (9.5 million new cases), and the global number of new deaths decreased by 10% (41,000 new deaths), when compared to the previous week. All regions reported an increase in new weekly cases, with the three largest increases being reported by the Americas region (100%), South-East Asia region (78%), and the European region (65%). All regions reported a decrease in the number of new deaths, excluding the African region which reported an increase of 22%.
- Based on the BlueDot COVID-19 Data Suite, as of January 6, the top five countries with the highest seven-day rolling average number of daily new cases are the United States, France, United Kingdom, Italy, and Spain. The top five countries/territories with the highest seven-day rolling average number of daily new cases per million population are Aruba, Jersey, Bonaire, Saint Eustatius and Saba, Ireland, and Andorra. As of January 6, Europe is the continent with the largest proportion of countries (82%, or 42 out of 51) with a high incidence rate (>350 per 100,000 over the past 14 days) and a stable or increasing trend in daily new cases over the last seven days. Asia has the highest proportion of countries (44%, or 21 out of 48) with a low (<=140) to moderate (140.1 - 350) incidence rate and an increasing trend in new cases over the last seven days. Africa has the highest proportion of countries (48%, or 27 out of 56) reporting a low incidence rate (<= 140) with a stable or decreasing trend in new cases.
- As of January 6, a total of 495,047 confirmed cases of the Omicron variant (B.1.1.529)

Country	Total cases	New cases	7-Day Rolling Average of New Omicron Cases	Evidence of Community Acquisition
Algeria	16	0	1.71	Evidence of community transmission
Argentina	454	0	0.00	
Australia	2855	909	206.00	
Austria	8843	1699	1001.71	
Belarus	4	0	0.67	
Belgium	1109	281	70.29	
Bermuda	212	0	9.71	
Bosnia and Herzegovina	10	0	1.43	
Botswana	382	0	0.00	
Brazil	316	113	35.86	
Canada	22439	8300	1974.00	
Chile	632	0	54.86	
Croatia	113	105	15.00	
Cuba	92	20	6.86	
Cyprus	63	0	0.00	
Czech Republic	114	45	10.71	
Denmark	61563	4438	3043.57	

Ecuador	68	39	6.29
Estonia	3857	1360	277.29
Finland	363	191	47.00
France	5591	0	445.43
Germany	51472	21147	5861.29
Gibraltar	168	46	6.57
Greece	33	0	0.00
Guinea	14	0	2.80
Hong Kong	140	45	11.71
Hungary	283	222	31.71
Iceland	200	0	0.00
India	2820	1194	307.14
Indonesia	254	90	29.71
Ireland	383	239	34.14
Israel	2582	492	209.14
Italy	1026	461	92.57
Japan	1480	730	166.29
Latvia	644	0	68.57
Lebanon	433	0	0.00
Libya	2	0	0.50
Lithuania	128	54	11.71
Malaysia	245	181	26.14
Namibia	18	0	0.00
Nepal	3	0	0.00
Netherlands	634	143	39.14
New Zealand	116	26	8.86
Nigeria	83	0	5.43
Norway	23446	7134	2084.57
Pakistan	419	344	59.00
Palestine	126	49	13.00
Panama	55	29	6.57
Peru	309	0	34.00
Philippines	43	33	5.71
Poland	107	48	11.71
Portugal	302	0	26.71
Singapore	2692	1066	277.29
Slovakia	47	29	5.29
Slovenia	1418	0	195.29
South Africa	1980	86	37.86

South Korea	1318	0	124.14		
Spain	1057	175	79.00		
Sri Lanka	52	6	6.43		
Sweden	1614	797	176.86		
Switzerland	1127	346	72.14		
Taiwan	94	6	6.57		
Thailand	2338	558	260.57		
Trinidad and Tobago	15	3	1.43		
Turkey	252	31	29.29		
United Kingdom	246780	0	9939.86		
United States	33120	0	3165.00		
Zambia	46	0	4.00		
Zimbabwe	50	0	0.00		
Angola	16	0	4.00		Imported cases only
Bahrain	1	0	0.00		
Cambodia	94	25	9.00		
Dominican Republic	1	0	0.00		
Egypt	3	0	0.00		
Fiji	2	0	0.00		
Guernsey	1	0	0.00		
Kuwait	13	0	0.00		
Mauritius	21	7	1.00		
Myanmar	4	0	0.57		
Niger	1	1	1.00		
Paraguay	3	0	0.43		
Qatar	4	0	0.00		
Saudi Arabia	1	0	0.00		
Serbia	10	9	1.29		
Sierra Leone	1	0	0.00		
Tunisia	10	0	0.57		
Uganda	25	0	0.00		
Ukraine	6	0	0.71		
Venezuela	9	2	0.29		
Vietnam	25	5	3.43		
Albania	2	0	0.00	insufficient information	
Costa Rica	62	44	7.71		
Guadeloupe	1	1	1.00		
Iraq	5	5	5.00		
Jamaica	1	0	0.00		

Malta	34	0	0.00	
Martinique	1	1	1.00	
Togo	5	0	0.00	
Brunei	9	1	0.14	
Bulgaria	12	0	4.00	
Burkina Faso	2	0	0.00	
Cape Verde	175	175	175.00	
Colombia	63	37	8.57	
Curacao	1	0	0.14	
Malawi	34	0	3.14	
Maldives	10	0	0.71	
Montenegro	12	4	0.86	
Morocco	28	0	0.00	
Republic of the Congo	21	0	3.00	
Reunion (France)	20	0	0.14	
Saint Kitts and Nevis	2	0	0.50	
Saint Vincent and the Grenadines	1	0	0.25	
Saint-Martin	2	2	2.00	
Senegal	26	0	0.00	
Aruba	1	0	0.00	
Bangladesh	20	10	1.86	Suspected community transmission
Barbados	1	0	0.20	
Cayman Islands	89	45	6.43	
China	15	0	1.57	
DRC	1	0	0.00	
French Guiana	91	42	18.20	
Georgia	253	197	32.71	
Ghana	66	0	0.00	
Grenada	11	11	11.00	
Iran	194	35	22.86	
Jordan	832	30	72.00	
Kenya	334	296	42.29	
Kosovo	9	0	0.00	
Lesotho				
Liechtenstein	283	269	38.43	
Luxembourg	223	0	31.14	
Mayotte	2	1	0.14	
Mexico	374	119	47.29	
Mozambique	17	0	0.00	

North Macedonia	33	32	4.57	
Oman	16	0	0.14	
Romania	183	91	20.71	
Russia	103	0	7.86	
Rwanda	6	0	0.00	
Tanzania	1	0	0.00	
United Arab Emirates	1	0	0.00	
Uruguay	44	0	7.33	

**This list is based on limited data, and may not capture the location of all local transmission events.*

Regional Update

- Cambodia's Ministry of Health (MOH) on January 9 reported that it had detected the first Omicron community case in the country. The first community case for the Omicron variant is a 23-year-old man from Phnom Penh's Russey Keo district. The patient visited the cousin at the hospital on January 5 and was tested positive for COVID-19 later that day. His sample was then sent to the Institut Pasteur du Cambodge (IPC) and was confirmed as Omicron on January 8. The ministry also noted that from December 27 to January 5, the man had travelled with his cousin – who arrived in Cambodia from Australia on December 27 – to various places including Phnom Penh and the provinces of Kampong Thom, Siem Reap and Kampot.
- The Philippine government ordered an increase in hospital beds and medical resources in and around the capital Manila as the country set another record for new COVID-19 infections. The country reported 28,707, a record number of daily COVID-19 cases on January 9 (Sunday). Nearly 60% of the 28,707 cases came from the capital region, which has seen a steady increase in admissions in recent days.

Vaccine Update

- A total of 10 countries/territories accounted for 64.8% of all vaccinations administered globally as of January 6. The top five countries/territories with the highest number of cumulative people fully vaccinated per 100,000 population are Gibraltar (118,920), United Arab Emirates (91,370), Portugal (89,650), Brunei Darussalam (87,290), and Singapore (87,000). Conversely, the top five countries with the lowest number of cumulative people fully vaccinated per 100,000 population are Burundi (30), the Democratic Republic of the Congo (130), Chad (480), Haiti (650), and Guinea-Bissau (1,150).
- Malaysia reported a total of 25,647,708 individuals or 78.5% of the country's population have completed COVID-19 vaccination as of Sunday (Jan 9) while 23.9% or 7,809,058 individuals have received their booster dose. Based on the Health Ministry's CovidNow portal, 22,881,770 of the fully-vaccinated people are adults and the remaining 2,765,938 are adolescents. A total of 110,258 doses of a COVID-19 vaccine were administered on January 9 (Sunday) with 1,500 having completed two doses, 910 first dose recipients and 107,848 booster doses.

Travel Advisories (new update/s)

- Thailand: Thailand's Centre for COVID-19 Situation Administration (CCSA) has approved a new round of relaxed entry measures for international arrivals to Thailand, opening three more Sandbox destinations of Krabi, Phang-Nga, and Surat Thani from January 11, in

addition to Phuket. Accordingly, international travellers will be able to travel to Thailand under the Sandbox programme, and can choose to undergo their mandatory 7-day stay in either Krabi, Phang-Na, Phuket, or Surat Thani (only Ko Samui, Ko Phangan, and Ko Tao islands). However, all travellers must make sure that they arrange everything in order before applying for the Sandbox Thailand Pass. This can include, but not limited to, a vaccination certificate, a pre-arrival negative RT-PCR test result, prepaid 7-night's accommodation in an approved hotel, prepaid RT-PCR tests for when in Thailand, and an insurance policy with coverage no less than 50,000 USD. Travellers must stay at least the first 7 nights within a Sandbox destination if planning to continue the journey to other destinations in Thailand.

Cases and Deaths as of 10 January 2022

- As of 10 January 2022 (2PM, GMT+8), worldwide, there were **307,960,237** confirmed cases, including **5,512,331** deaths. Globally, Case Fatality Rate (CFR) was **1.8**.
- In **China**, there were **133,692** confirmed cases with **5,699** deaths, including deaths in Hong Kong (213) and Taiwan (850). Confirmed cases in China include confirmed cases in Hong Kong (12,902), Macau (79) and Taiwan (17,362). CFR was **4.3**.
- 15,259,830 confirmed cases** of COVID-19 have been reported in the ASEAN region with a total of **307,780 deaths**, with a CFR of **2.0**.

REGION	COUNTRY	FIRST CONFIRMED CASE(S)	LATEST REPORT ON CONFIRMED CASE(S)	TOTAL CONFIRMED CASES	NEW CASES (7-DAY ROLLING AVERAGE)	TOTAL DEATHS	NEW DEATHS (7-DAY ROLLING AVERAGE)	CASE FATALITY RATE	CUMULATIVE CASES/ 100,000	NUMBER OF TESTS LAST 14 DAYS/ 100,000	CUMULATIVE VACCINATED	CUMULATIVE FULLY VACCINATED	FULLY VACCINATED / 100
ASEAN REGION	Brunei	10 Mar 20	09-Jan-22	15,634	37 (19)	98	-	0.6%	3,608		405,092	385,414	87.3
	Cambodia	27 Jan 20	09-Jan-22	120,621	30 (16)	3,015	-	2.5%	732	-	14,280,862	13,682,166	80.7
	Indonesia	02 Mar 20	09-Jan-22	4,266,195	529 (423)	144,129	2 (5)	3.4%	1,576	862	169,580,225	116,569,908	42.2
	Lao PDR	24 Mar 20	09-Jan-22	118,880	924 (873)	437	7 (8)	0.4%	1,658	1,074	3,744,740	3,099,003	42.0
	Malaysia	25 Jan 20	09-Jan-22	2,786,219	- (2,711)	31,678	- (18)	1.1%	8,712	3,700	26,021,274	25,645,200	78.2
	Myanmar	23 Mar 20	09-Jan-22	532,062	137 (148)	19,291	1 (2)	3.6%	984	2,339	20,816,441	15,571,917	28.4
	Philippines	30 Jan 20	09-Jan-22	2,965,447	28,572 (16,217)	52,150	15 (83)	1.8%	2,743	410	56,110,301	51,655,649	46.5
	Singapore	23 Jan 20	09-Jan-22	285,647	- (645)	838	- (1)	0.3%	4,993	20,626	4,799,168	4,744,632	87.0
	Thailand	13 Jan 20	09-Jan-22	2,269,550	8,511 (5,713)	21,825	12 (15)	1.0%	3,260	324	51,032,649	45,423,045	64.9
	Vietnam	23 Jan 20	09-Jan-22	1,899,575	- (16,193)	34,319	- (184)	1.8%	1,945	1,066	78,247,751	56,385,381	57.4
				15,259,830	38,740	307,780	37	2.0%					

- 292,566,715 confirmed cases** of COVID-19 have been reported in **223 countries/states** (other than China, Hong Kong, Taiwan, Macau, and ASEAN countries):

REGION	COUNTRY	FIRST CONFIRMED CASE(S)	LATEST REPORT ON CONFIRMED CASE(S)	TOTAL CONFIRMED CASES	NEW CASES	TOTAL DEATHS	NEW DEATHS	CASE FATALITY RATE	CUMULATIVE CASES/ 100,000	NUMBER OF TESTS LAST 14 DAYS/ 100,000	CUMULATIVE IMMUNIZED	CUMULATIVE FULLY VACCINATED	FULLY VACCINATED/ 100
ASIA PACIFIC	Japan	16 Jan 2020	09-Jan-22	1,766,558	8,249	18,306	1	1.0%	1,399	448	101,199,695	99,423,525	78.9
	South Korea	20 Jan 2020	09-Jan-22	664,391	3,376	6,037	51	0.9%	1,285	-	44,358,492	43,025,986	83.9
	Nepal	24 Jan 2020	09-Jan-22	832,589	841	11,604	2	1.4%	2,910	313	14,564,533	10,710,721	36.1

Australia	25 Jan 2020	09-Jan-22	922,892	73,059	2,367	22	0.3%	3,598	11,406	20,524,868	19,896,355	77.2
Sri Lanka	27 Jan 2020	09-Jan-22	591,667	436	15,119	7	2.6%	2,714	389	16,003,686	13,856,165	64.5
India	30 Jan 2020	09-Jan-22	35,528,004	159,632	483,790	327	1.4%	2,600	1,206	880,930,714	627,076,701	45.0
Afghanistan	24 Feb 2020	09-Jan-22	158,381	72	7,373	4	4.7%	416		4,142,857	3,753,224	9.4
Pakistan	26 Feb 2020	09-Jan-22	1,304,058	1,572	28,969	7	2.2%	602	279	99,454,273	73,862,234	32.8
New Zealand	28 Feb 2020	09-Jan-22	14,673	77	51	-	0.3%	298	2,649	3,980,481	3,873,275	75.6
Bhutan	05 Mar 2020	09-Jan-22	2,781	21	3	-	0.1%	364	7,706	591,662	567,977	72.8
Maldives	07 Mar 2020	09-Jan-22	98,052	384	264	-	0.3%	18,467	8,275	396,941	368,047	67.7
Bangladesh	08 Mar 2020	09-Jan-22	1,593,700	1,491	28,102	3	1.8%	977	146	87,546,674	44,735,702	26.9
Mongolia	10 Mar 2020	09-Jan-22	394,480	1,010	2,072	2	0.5%	12,231	2,858	2,266,911	2,166,126	65.1
Turkey	10 Mar 2020	09-Jan-22	9,978,452	61,727	83,702	173	0.8%	11,960	5,474	57,086,572	51,872,868	61.0
French Polynesia	12 Mar 2020	03-Jan-22	46,994	-	636	-	1.4%	16,826		173,773	159,100	56.3
Guam	15 Mar 2020	08-Jan-22	20,688	-	274	-	1.3%	12,366		141,758	127,707	75.8
New Caledonia	17 Mar 2020	07-Jan-22	13,050	-	281	-	2.2%	4,534		183,604	174,855	60.7
Fiji	18 Mar 2020	08-Jan-22	57,257	-	709	-	1.2%	6,434	-	662,848	609,957	67.6
Papua New Guinea	21 Mar 2020	06-Jan-22	36,326	-	591	-	1.6%	414	-	286,837	224,073	2.5
Timor Leste	21 Mar 2020	09-Jan-22	19,856	1	122	-	0.6%	1,536	-	665,588	544,482	40.5
Northern Mariana Islands	28 Mar 2020	08-Jan-22	3,598	-	19	-	0.5%	6,288		43,728	40,789	78.7
North Korea	24 Jul 2020	25-Jul-20	1	-	-	-	0.0%	0				
Solomon Islands	03 Oct 2020	29-Dec-21	24	-	-	-	0.0%	4		185,485	60,639	8.6
Wallis et Futuna	17 Oct 2020	03-Dec-21	454	-	7	-	1.5%	2,833		6,016	5,923	53.4
Marshall Islands	26 Oct 2020	17-Nov-20	4	-	-	-	0.0%	7		26,343	23,120	29.7
Vanuatu	11 Nov 2020	14-Dec-21	7	-	1	-	14.3%	2		102,308	50,403	16.0
Samoa	18 Nov 2020	17-Dec-21	3	-	-	-	0.0%	2		141,424	121,765	60.8
Micronesia	11 Jan 2021	11-Jan-21	1	-	-	-	0.0%	1		49,130	43,247	42.3
Palau	31 May 2021	07-Jan-22	18	-	-	-	0.0%	100		18,804	16,616	77.2

	Tonga	05 Nov 2021	05-Nov-21	1	-				1		73,886	62,887	58.9
AMERICAS	USA	21 Jan 2020	09-Jan-22	61,131,817	177,789	859,271	225	1.4%	18,624	3,543	246,812,938	206,046,093	62.1
	Canada	25 Jan 2020	09-Jan-22	2,524,065	27,887	30,763	65	1.2%	6,641	4,343	31,886,448	29,517,260	77.5
	Brazil	26 Feb 2020	08-Jan-22	22,505,547	-	620,205	-	2.8%	10,628	285	166,475,764	143,877,220	67.2
	Mexico	28 Feb 2020	08-Jan-22	4,113,789	-	300,303	-	7.3%	3,225	230	81,916,351	72,846,741	55.9
	Saint Martin	01 Mar 2020	06-Jan-22	5,148	-	59	-	1.1%	13,547				
	Ecuador	01 Mar 2020	06-Jan-22	559,950	-	33,699	-	6.0%	3,223	313	14,224,610	12,690,467	70.9
	Dominican Republic	01 Mar 2020	09-Jan-22	457,227	6,042	4,255	-	0.9%	4,258	-	6,953,635	5,722,555	52.2
	Chile	03 Mar 2020	09-Jan-22	1,829,437	4,020	39,272	21	2.1%	9,653	3,207	17,389,673	16,634,178	86.6
	Argentina	03 Mar 2020	09-Jan-22	6,310,844	73,319	117,492	27	1.9%	14,043	3,102	38,618,880	33,251,574	72.9
	Peru	05 Mar 2020	08-Jan-22	2,358,685	-	203,019	-	8.6%	7,255	27	24,624,624	21,889,294	65.6
	Costa Rica	06 Mar 2020	07-Jan-22	584,547	-	7,372	-	1.3%	11,581	684	3,953,407	3,546,380	69.0
	Colombia	06 Mar 2020	09-Jan-22	5,330,662	30,630	130,338	50	2.4%	10,589	1,759	38,650,089	28,903,827	56.4
	French Guiana	06 Mar 2020	07-Jan-22	55,980	-	343	-	0.6%	28,633				
	Martinique	06 Mar 2020	05-Jan-22	50,005	-	788	-	1.6%	11,551				
	Paraguay	07 Mar 2020	08-Jan-22	475,686	-	16,670	-	3.5%	6,752	727	3,489,018	3,002,843	41.6
	Panama	10 Mar 2020	08-Jan-22	522,249	-	7,458	-	1.4%	12,299	4,623	3,037,854	2,477,086	56.5
	Bolivia	10 Mar 2020	09-Jan-22	671,832	7,823	19,957	24	3.0%	5,835	-	6,035,228	4,743,947	40.1
	Honduras	11 Mar 2020	07-Jan-22	381,254	-	10,444	-	2.7%	3,912		5,016,061	4,349,744	43.2
	Cuba	11 Mar 2020	09-Jan-22	977,410	2,723	8,328	2	0.9%	8,624	-	10,482,819	9,719,547	85.9
	Guyana	11 Mar 2020	08-Jan-22	44,245	-	1,067	-	2.4%	5,652		411,081	295,325	37.4
Jamaica	12 Mar 2020	09-Jan-22	102,505	1,449	2,499	4	2.4%	3,477	738	722,127	581,375	19.6	
St Vincent and the Grenadines	12 Mar 2020	06-Jan-22	6,247	-	83	-	1.3%	5,649	211	33,494	26,244	23.6	
Saint Lucia	13 Mar 2020	07-Jan-22	14,654	-	306	-	2.1%	8,017		55,964	49,733	27.0	
Trinidad and Tobago	13 Mar 2020	08-Jan-22	96,555	-	3,047	-	3.2%	6,922	-	720,440	674,197	48.0	
Venezuela	13 Mar 2020	08-Jan-22	446,841	-	5,352	-	1.2%	1,567		18,393,519	11,608,305	40.4	
Guatemala	13 Mar 2020	07-Jan-22	635,613	-	16,114	-	2.5%	3,828	456	6,609,697	4,810,512	26.4	
Uruguay	13 Mar 2020	08-Jan-22	443,436	-	6,189	-	1.4%	12,810	5,767	2,770,609	2,676,877	76.8	
Curacao	13 Mar 2020	08-Jan-22	27,915	-	193	-	0.7%	17,720		105,172	96,922	58.8	
Puerto Rico	13 Mar 2020	08-Jan-22	346,724	-	3,361	-	1.0%	10,857		2,868,056	2,475,243	77.5	

Suriname	13 Mar 2020	08-Jan-22	57,339	-	1,196	-	2.1%	9,863		262,555	229,866	38.8
Antigua and Barbuda	13 Mar 2020	07-Jan-22	4,844	-	119	-	2.5%	4,988	-	62,361	59,054	59.8
Guadeloupe	13 Mar 2020	06-Jan-22	59,355	-	751	-	1.3%	13,398				
Cayman Islands	13 Mar 2020	08-Jan-22	10,618	-	12	-	0.1%	16,348		58,591	56,891	85.6
Aruba	14 Mar 2020	09-Jan-22	27,392	525	182	1	0.7%	25,765		85,004	79,161	73.9
Bahamas	15 Mar 2020	07-Jan-22	27,122	-	717	-	2.6%	6,964	2,056	158,120	149,393	37.6
US Virgin Islands	16 Mar 2020	08-Jan-22	12,541	-	89	-	0.7%	11,761		64,021	54,100	50.9
Sint Maarten	17 Mar 2020	08-Jan-22	6,692	-	75	-	1.1%	16,429		27,141	25,163	58.0
Montserrat	17 Mar 2020	09-Jan-22	114	4	1	-	0.9%	1,220		1,547	1,472	29.6
Barbados	17 Mar 2020	08-Jan-22	31,499	-	266	-	0.8%	10,974		156,101	143,867	50.0
El Salvador	18 Mar 2020	07-Jan-22	122,234	-	3,827	-	3.1%	1,894	-	4,486,892	4,164,802	63.9
Nicaragua	18 Mar 2020	04-Jan-22	17,526	-	213	-	1.2%	268		4,941,846	3,038,730	45.3
Bermuda	18 Mar 2020	06-Jan-22	7,191	-	110	-	1.5%	11,250		46,400	45,487	73.3
Haiti	19 Mar 2020	06-Jan-22	26,304	-	774	-	2.9%	234		125,187	75,028	0.7
Dominica	22 Mar 2020	06-Jan-22	14,540	-	94	-	0.6%	20,248		30,806	28,526	39.5
Grenada	22 Mar 2020	09-Jan-22	7,699	30	200	-	2.6%	6,874		41,287	35,457	31.4
Belize	23 Mar 2020	07-Jan-22	35,802	-	605	-	1.7%	9,172	7,146	230,125	199,119	49.2
Turks and Caicos Islands	23 Mar 2020	08-Jan-22	4,007	-	27	-	0.7%	10,492		29,210	27,133	69.2
Saint Kitts and Nevis	24 Mar 2020	07-Jan-22	4,056	-	28	-	0.7%	7,678	6,722	27,741	25,789	48.2
British Virgin Islands	25 Mar 2020	06-Jan-22	4,207	-	40	-	1.0%	14,009		18,432	17,005	55.9
Anguilla	26 Mar 2020	03-Jan-22	1,777	-	6	-	0.3%	13,407		10,079	9,223	61.0
Caribbean Netherlands	01 Apr 2020	08-Jan-22	4,395	-	23	-	0.5%	24,400		19,109	16,736	63.3
Falkland Islands	03 Apr 2020	06-Jan-22	85	-	-	-	0.0%	3,222		2,632	1,775	50.3
Saint Pierre and Miquelon	05 Apr 2020	09-Jan-22	235	14	-	-	0.0%	3,351				
Saint Barthelemy	25 Jul 2020	06-Jan-22	2,363	-	6	-	0.3%	27,964				
EUROPE												
France	24 Jan 2020	09-Jan-22	12,111,218	296,097	125,438	90	1.0%	18,060	16,483	53,069,603	49,975,277	74.1
Germany	27 Jan 2020	09-Jan-22	7,547,203	30,812	114,712	60	1.5%	9,078	1,140	61,987,433	59,683,677	71.1
Finland	29 Jan 2020	07-Jan-22	305,522	-	1,638	-	0.5%	5,535	3,690	4,358,732	4,152,783	74.9

Italy	30 Jan 2020	09-Jan-22	7,436,939	155,642	139,038	157	1.9%	12,334	16,748	48,787,905	44,953,441	74.5
Russian Federation	31 Jan 2020	09-Jan-22	10,650,849	16,246	316,163	763	3.0%	7,377	2,933	74,153,671	67,159,901	46.0
Spain	31 Jan 2020	07-Jan-22	7,164,906	-	89,934	-	1.3%	15,220	5,286	39,965,876	38,052,240	81.4
Sweden	31 Jan 2020	06-Jan-22	1,416,650	-	15,331	-	1.1%	13,773		7,771,337	7,430,541	73.1
United Kingdom of Great Britain	31 Jan 2020	09-Jan-22	14,475,192	141,398	150,154	97	1.0%	21,658	8,651	51,950,528	47,677,951	69.9
Belgium	05 Feb 2020	08-Jan-22	2,231,686	-	28,459	-	1.3%	19,433	7,399	8,921,656	8,811,134	75.8
Switzerland	25 Feb 2020	07-Jan-22	1,476,524	-	12,425	-	0.8%	17,219	8,642	5,989,598	5,848,723	67.1
Austria	25 Feb 2020	09-Jan-22	1,339,421	10,291	13,848	4	1.0%	15,089	43,845	6,647,716	6,566,568	72.6
Croatia	25 Feb 2020	09-Jan-22	765,605	7,333	12,878	37	1.7%	18,822	4,201	2,268,738	2,163,069	53.0
Norway	26 Feb 2020	08-Jan-22	440,184	-	1,350	-	0.3%	8,231	3,610	4,290,227	3,934,565	72.0
Romania	26 Feb 2020	09-Jan-22	1,844,537	4,712	59,011	14	3.2%	9,529	3,137	7,983,877	7,876,009	41.2
Estonia	26 Feb 2020	09-Jan-22	252,517	1,278	1,955	1	0.8%	19,035	7,048	846,399	820,402	61.9
Georgia	26 Feb 2020	09-Jan-22	959,874	3,842	14,187	31	1.5%	25,800	-	1,383,725	1,167,688	29.3
North Macedonia	26 Feb 2020	09-Jan-22	233,464	1,396	8,032	9	3.4%	11,206	-	842,871	816,777	39.2
Greece	26 Feb 2020	09-Jan-22	1,507,616	18,592	21,394	66	1.4%	14,068	39,495	7,538,287	7,091,530	68.4
Denmark	27 Feb 2020	09-Jan-22	942,870	17,921	3,385	14	0.4%	16,205	29,487	4,819,995	4,630,450	79.7
San Marino	27 Feb 2020	07-Jan-22	9,095	-	103	-	1.1%	26,861		24,369	21,685	63.8
Lithuania	27 Feb 2020	09-Jan-22	542,304	2,533	7,543	19	1.4%	19,459	3,399	1,927,453	1,841,910	68.5
Netherlands	27 Feb 2020	09-Jan-22	3,343,146	32,484	21,080	7	0.6%	19,288	3,459	13,330,480	12,258,952	71.4
Azerbaijan	27 Feb 2020	09-Jan-22	621,234	555	8,445	8	1.4%	6,198	1,157	5,181,783	4,692,515	45.9
Belarus	28 Feb 2020	09-Jan-22	708,291	577	5,712	13	0.8%	7,482	2,322	4,905,934	3,570,521	37.8
Iceland	28 Feb 2020	07-Jan-22	36,447	-	39	-	0.1%	10,087	15,418	289,118	284,335	77.1
Ireland	28 Feb 2020	09-Jan-22	978,104	21,384	5,952	-	0.6%	19,794	9,167	3,900,382	3,846,019	77.2
Monaco	29 Feb 2020	09-Jan-22	6,007	152	42	-	0.7%	15,417		26,672	23,308	59.0
Czech Republic	01 Mar 2020	09-Jan-22	2,528,146	3,975	36,590	32	1.4%	23,695	7,508	6,854,641	6,698,558	62.5
Luxembourg	01 Mar 2020	07-Jan-22	112,203	-	922	-	0.8%	18,100	7,410	464,758	429,705	67.7
Armenia	01 Mar 2020	09-Jan-22	345,855	142	8,001	2	2.3%	11,693	2,002	957,870	710,328	23.9
Latvia	02 Mar 2020	09-Jan-22	287,851	1,010	4,658	8	1.6%	15,049	5,758	1,319,893	1,269,730	68.0
Portugal	02 Mar 2020	09-Jan-22	1,639,846	26,419	19,113	22	1.2%	15,968	27,483	9,214,627	9,131,139	89.8

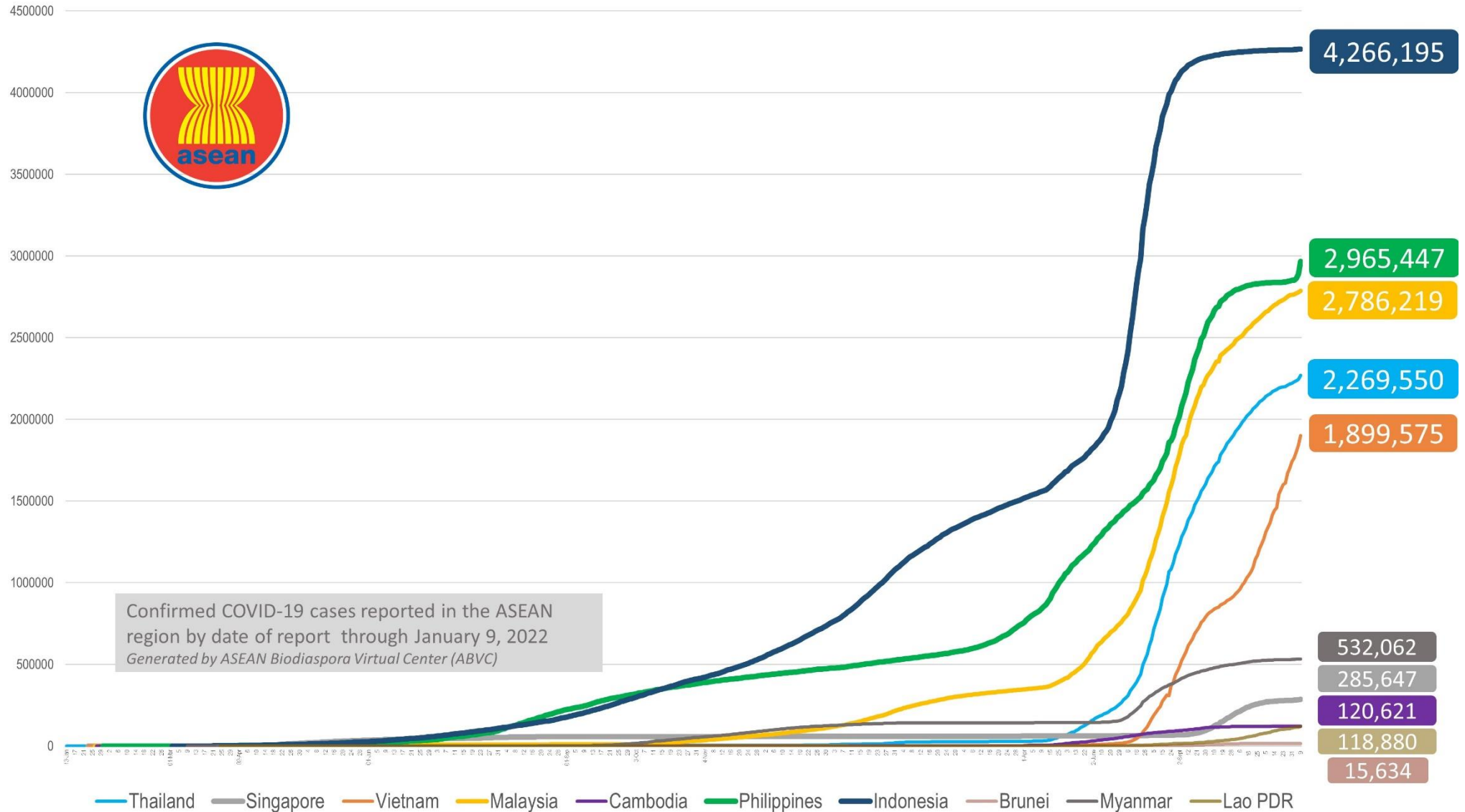
Andorra	02 Mar 2020	07-Jan-22	26,408	-	141	-	0.5%	34,233	20,180	57,085	51,392	66.4	
Liechtenstein	03 Mar 2020	09-Jan-22	6,658	67	71	-	1.1%	17,512	5,318	26,224	25,689	67.2	
Ukraine	03 Mar 2020	09-Jan-22	3,702,473	2,810	97,239	75	2.6%	8,342	617	14,807,334	13,987,708	32.2	
Slovenia	04 Mar 2020	09-Jan-22	490,784	3,347	5,655	5	1.2%	23,506	3,857	1,253,566	1,195,522	57.5	
Hungary	04 Mar 2020	07-Jan-22	1,282,957	-	39,780	-	3.1%	13,132	2,318	6,278,355	6,006,178	62.3	
Poland	04 Mar 2020	09-Jan-22	4,213,197	11,107	99,742	22	2.4%	11,096	2,510	21,842,425	21,228,309	56.2	
Faroe Islands	04 Mar 2020	05-Jan-22	6,855	-	15	-	0.2%	14,082	66,767	41,489	40,623	82.8	
Bosnia and Herzegovina	05 Mar 2020	06-Jan-22	297,333	-	13,568	-	4.6%	9,007	1,142	882,641	720,631	22.1	
Gibraltar	05 Mar 2020	09-Jan-22	9,891	173	100	-	1.0%	29,349		41,199	40,079	119.0	
Slovakia	06 Mar 2020	09-Jan-22	862,962	2,130	16,962	29	2.0%	15,822	4,139	2,723,718	2,580,269	47.3	
Serbia	06 Mar 2020	09-Jan-22	1,350,595	7,949	12,912	22	1.0%	19,447	3,070	3,316,151	3,220,977	46.9	
Vatican City	06 Mar 2020	17-Oct-20	27	-	-	-	0.0%	2,932					
Malta	07 Mar 2020	09-Jan-22	60,386	563	487	-	0.8%	12,013	17,996	449,879	437,118	84.7	
Moldova	07 Mar 2020	09-Jan-22	380,290	389	10,363	7	2.7%	14,309	-	989,897	987,745	24.6	
Bulgaria	08 Mar 2020	08-Jan-22	778,701	-	31,516	-	4.0%	11,163	5,183	1,904,143	1,940,402	28.1	
Albania	09 Mar 2020	09-Jan-22	219,694	1,207	3,240	3	1.5%	7,697	-	1,175,177	1,060,267	36.9	
Cyprus	09 Mar 2020	09-Jan-22	204,372	3,012	657	3	0.3%	17,051	104,060	664,971	607,884	67.8	
Channel Islands	09 Mar 2020	07-Jan-22	9,624	-	26	-	0.3%	14,754		32,969	13,618	21.5	
Jersey	10 Mar 2020	07-Jan-22	22,785	-	90	-	0.4%	25,090		81,550	77,133	76.3	
Kazakhstan	13 Mar 2020	09-Jan-22	995,351	1,945	13,047	-	1.3%	5,376	-	9,005,548	8,536,807	44.9	
Kosovo	13 Mar 2020	08-Jan-22	162,109	-	2,991	-	1.8%	9,035					
Uzbekistan	15 Mar 2020	09-Jan-22	200,341	369	1,494	2	0.7%	597		18,894,561	11,102,403	32.7	
Greenland	16 Mar 2020	09-Jan-22	4,996	497	1	-	0.0%	8,886		40,469	38,089	67.0	
Montenegro	17 Mar 2020	09-Jan-22	190,279	2,454	2,442	8	1.3%	30,585		284,689	274,097	43.6	
Kyrgyzstan	18 Mar 2020	09-Jan-22	185,867	190	2,818	2	1.5%	2,879		1,243,871	1,012,937	15.3	
Isle of Man	19 Mar 2020	09-Jan-22	14,001	24	68	-	0.5%	16,553		68,965	65,800	77.0	
Tajikistan	30 Apr 2020	20-Nov-21	17,095	-	124	-	0.7%	183		3,709,690	2,895,535	29.7	
MIDDLE EAST	UAE	29 Jan 2020	09-Jan-22	785,625	2,759	2,174	1	0.3%	8,041	55,021	9,890,368	9,148,590	91.6
	Iran	19 Feb 2020	09-Jan-22	6,206,405	1,480	131,878	31	2.1%	7,485	1,509	59,821,029	51,938,622	61.1
	Israel	21 Feb 2020	09-Jan-22	1,500,963	15,365	8,269	10	0.6%	16,579	21,970	6,621,524	5,963,432	64.2
	Lebanon	21 Feb 2020	09-Jan-22	774,180	4,780	9,283	16	1.2%	11,292	-	2,341,721	1,868,466	27.6
	Kuwait	24 Feb 2020	09-Jan-22	433,919	2,999	2,471	-	0.6%	10,314	5,653	3,341,309	3,224,987	74.5

	Oman	24 Feb 2020	09-Jan-22	307,722	373	4,118	1	1.3%	6,185		3,121,894	2,902,254	55.6	
	Bahrain	24 Feb 2020	09-Jan-22	292,572	1,694	1,397	-	0.5%	17,827	20,067	1,206,577	1,182,340	67.6	
	Iraq	24 Feb 2020	09-Jan-22	2,097,540	734	24,207	7	1.2%	5,336	58	8,601,468	5,801,589	14.1	
	Qatar	29 Feb 2020	09-Jan-22	270,651	3,689	618	-	0.2%	9,557	-	2,360,308	2,218,292	75.7	
	Saudi Arabia	02 Mar 2020	09-Jan-22	578,753	3,460	8,893	1	1.5%	1,689	3,726	25,103,177	23,323,598	66.0	
	Jordan	02 Mar 2020	09-Jan-22	1,079,781	2,349	12,876	20	1.2%	10,689	-	4,331,942	3,933,851	38.3	
	Palestine	05 Mar 2020	09-Jan-22	472,910	264	4,987	9	1.1%	10,093		2,066,723	1,515,699	29.0	
	Syria	22 Mar 2020	07-Jan-22	50,464	-	2,921	-	5.8%	296		2,276,557	852,203	4.7	
	Yemen	10 Apr 2020	09-Jan-22	10,197	19	1,986	-	19.5%	35		556,652	366,587	1.2	
AFRICA	Egypt	14 Feb 2020	08-Jan-22	391,945	-	21,938	-	5.6%	390		35,345,794	22,829,583	21.9	
	Algeria	25 Feb 2020	09-Jan-22	222,157	415	6,339	9	2.9%	516		7,060,737	5,609,040	12.6	
	Nigeria	28 Feb 2020	08-Jan-22	247,775	-	3,071	-	1.2%	123	20	10,689,964	4,562,815	2.2	
	Tunisia	02 Mar 2020	08-Jan-22	741,259	-	25,655	-	3.5%	6,338	262	6,986,778	6,036,185	50.6	
	Morocco	02 Mar 2020	09-Jan-22	1,002,084	4,963	14,911	7	1.5%	2,748	588	24,658,655	23,031,985	61.7	
	Senegal	02 Mar 2020	09-Jan-22	79,290	666	1,898	2	2.4%	487	120	1,365,479	994,643	5.8	
	South Africa	05 Mar 2020	09-Jan-22	3,526,054	4,482	92,453	82	2.6%	6,021	731	19,157,785	16,060,329	26.8	
	Cameroon	06 Mar 2020	28-Dec-21	109,367	-	1,851	-	1.7%	423		834,112	659,641	2.4	
	Togo	06 Mar 2020	08-Jan-22	33,915	-	253	-	0.7%	420	250	1,391,738	1,020,872	12.0	
	Burkina Faso	09 Mar 2020	08-Jan-22	19,360	-	333	-	1.7%	95		1,108,731	725,952	3.4	
		Democratic Republic of Congo	10 Mar 2020	06-Jan-22	80,175	-	1,225	-	1.5%	92		257,013	117,844	0.1
		Ivory Coast	11 Mar 2020	08-Jan-22	76,732	-	733	-	1.0%	298	240	4,950,775	2,162,458	8.0
		Reunion	11 Mar 2020	04-Jan-22	85,960	-	419	-	0.5%	11,064				
		Ghana	13 Mar 2020	04-Jan-22	150,125	-	1,322	-	0.9%	494	167	6,275,099	2,573,073	8.1
		Guinea	13 Mar 2020	09-Jan-22	34,444	305	397	-	1.2%	270		2,460,078	1,287,256	9.5
		Gabon	13 Mar 2020	07-Jan-22	43,939	-	295	-	0.7%	2,022	4,168	392,898	173,123	7.6
		Sudan	13 Mar 2020	05-Jan-22	47,443	-	3,340	-	7.0%	111		4,016,849	1,234,386	2.8
		Kenya	13 Mar 2020	09-Jan-22	311,538	741	5,446	21	1.7%	593	-	7,117,804	4,478,832	8.2
		Ethiopia	13 Mar 2020	09-Jan-22	444,124	785	7,030	10	1.6%	396	156	9,361,640	1,594,491	1.4
		Central African Republic	14 Mar 2020	05-Jan-22	12,454	-	101	-	0.8%	262		509,505	346,270	7.0
	Seychelles	14 Mar 2020	07-Jan-22	26,968	-	134	-	0.5%	27,624		82,348	78,263	79.1	
	Rwanda	14 Mar 2020	09-Jan-22	120,984	610	1,375	2	1.1%	958	1,933	7,722,485	5,528,620	41.6	
	Namibia	14 Mar 2020	09-Jan-22	152,390	433	3,724	19	2.4%	6,109	867	405,410	344,214	13.3	
	Swaziland	14 Mar 2020	09-Jan-22	67,294	54	1,336	4	2.0%	5,861		338,607	307,817	26.3	
	Mauritania	14 Mar 2020	09-Jan-22	49,006	901	886	1	1.8%	1,083	-	1,450,549	968,079	20.3	
	Mayotte	14 Mar 2020	07-Jan-22	28,134	-	186	-	0.7%	17,690					
	Equatorial Guinea	15 Mar 2020	07-Jan-22	14,401	-	177	-	1.2%	1,062	274	249,276	203,390	14.0	
	Republic of Congo	15 Mar 2020	07-Jan-22	21,844	-	370	-	1.7%	406		734,721	560,880	9.9	

Benin	16 Mar 2020	04-Jan-22	25,522	-	161	-	0.6%	216	-	1,815,764	1,421,442	11.4
Liberia	16 Mar 2020	05-Jan-22	6,851	-	287	-	4.2%	139	-	1,017,128	984,421	19.0
Tanzania	16 Mar 2020	05-Jan-22	30,564	-	740	-	2.4%	53	-	2,079,930	1,359,225	2.2
Somalia	16 Mar 2020	01-Jan-22	24,261	-	1,335	-	5.5%	157	-	1,203,131	810,010	5.0
Gambia	17 Mar 2020	06-Jan-22	10,792	-	343	-	3.2%	460	-	249,364	235,633	9.5
Zambia	17 Mar 2020	09-Jan-22	282,904	1,328	3,812	14	1.3%	1,584	811	806,611	1,332,136	7.0
Mauritius	18 Mar 2020	08-Jan-22	24,051	-	762	-	3.2%	1,900	-	950,884	914,321	71.8
Djibouti	18 Mar 2020	09-Jan-22	14,177	93	189	-	1.3%	1,456	-	108,945	97,875	9.8
Niger	19 Mar 2020	09-Jan-22	8,006	45	280	-	3.5%	34	-	507,223	464,413	1.9
Chad	19 Mar 2020	01-Jan-22	6,183	-	184	-	3.0%	39	-	285,922	80,663	0.5
Zimbabwe	20 Mar 2020	08-Jan-22	221,918	-	5,148	-	2.3%	1,515	495	4,165,098	3,181,809	21.1
Cape Verde	20 Mar 2020	09-Jan-22	50,250	400	361	1	0.7%	9,137	-	302,802	255,954	45.6
Madagascar	20 Mar 2020	08-Jan-22	54,101	-	1,117	-	2.1%	201	38	817,386	767,113	2.7
Uganda	21 Mar 2020	07-Jan-22	153,762	-	3,339	-	2.2%	347	155	8,354,808	1,408,222	3.0
Eritrea	21 Mar 2020	08-Jan-22	8,303	-	82	-	1.0%	234	-	-	-	-
Angola	21 Mar 2020	08-Jan-22	89,251	-	1,819	-	2.0%	280	-	7,803,739	3,993,302	11.8
Mozambique	22 Mar 2020	09-Jan-22	210,399	1,010	2,085	8	1.0%	693	30	8,991,420	6,488,993	20.2
Libya	24 Mar 2020	08-Jan-22	393,447	-	5,788	-	1.5%	5,805	-	1,886,754	865,636	12.4
Guinea-Bissau	25 Mar 2020	07-Jan-22	6,694	-	149	-	2.2%	348	-	391,029	23,145	1.2
Mali	25 Mar 2020	07-Jan-22	23,980	-	671	-	2.8%	122	-	900,986	518,229	2.5
Botswana	30 Mar 2020	06-Jan-22	229,855	-	2,475	-	1.1%	9,978	-	1,171,577	1,034,735	43.2
Sierra Leone	31 Mar 2020	09-Jan-22	7,448	43	124	-	1.7%	95	-	747,044	385,232	4.7
Burundi	31 Mar 2020	06-Jan-22	34,722	-	14	-	0.0%	301	-	5,474	3,533	0.0
Malawi	02 Apr 2020	09-Jan-22	79,987	274	2,413	2	3.0%	429	-	1,494,687	719,941	3.7
South Sudan	05 Apr 2020	07-Jan-22	16,042	-	136	-	0.8%	145	-	227,262	181,577	1.6
Sao Tome and Principe	06 Apr 2020	09-Jan-22	4,892	157	63	-	1.3%	2,275	-	86,396	51,216	22.9
Comoros	30 Apr 2020	07-Jan-22	7,554	-	158	-	2.1%	888	-	335,408	246,139	27.7
Lesotho	13May 2020	08-Jan-22	30,853	-	679	-	2.2%	1,452	-	648,817	641,007	29.7
			292,566,715	1,534,897	5,199,078	2,928	1.8%					

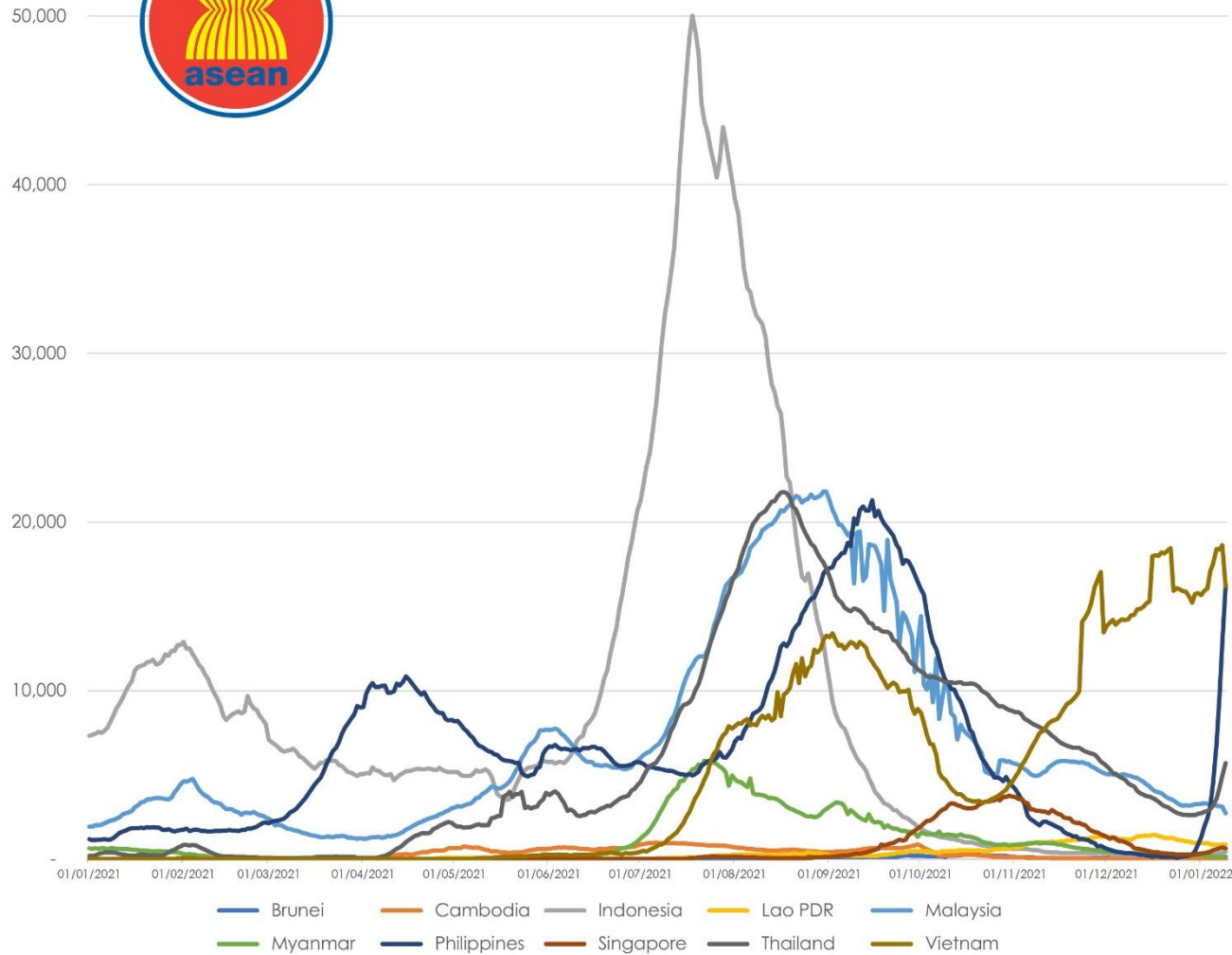
COVID-19 Epi curve among ASEAN Countries

as of 9 January 2022



7-Day Rolling Average of COVID-19 new cases

as of 9 January 2022

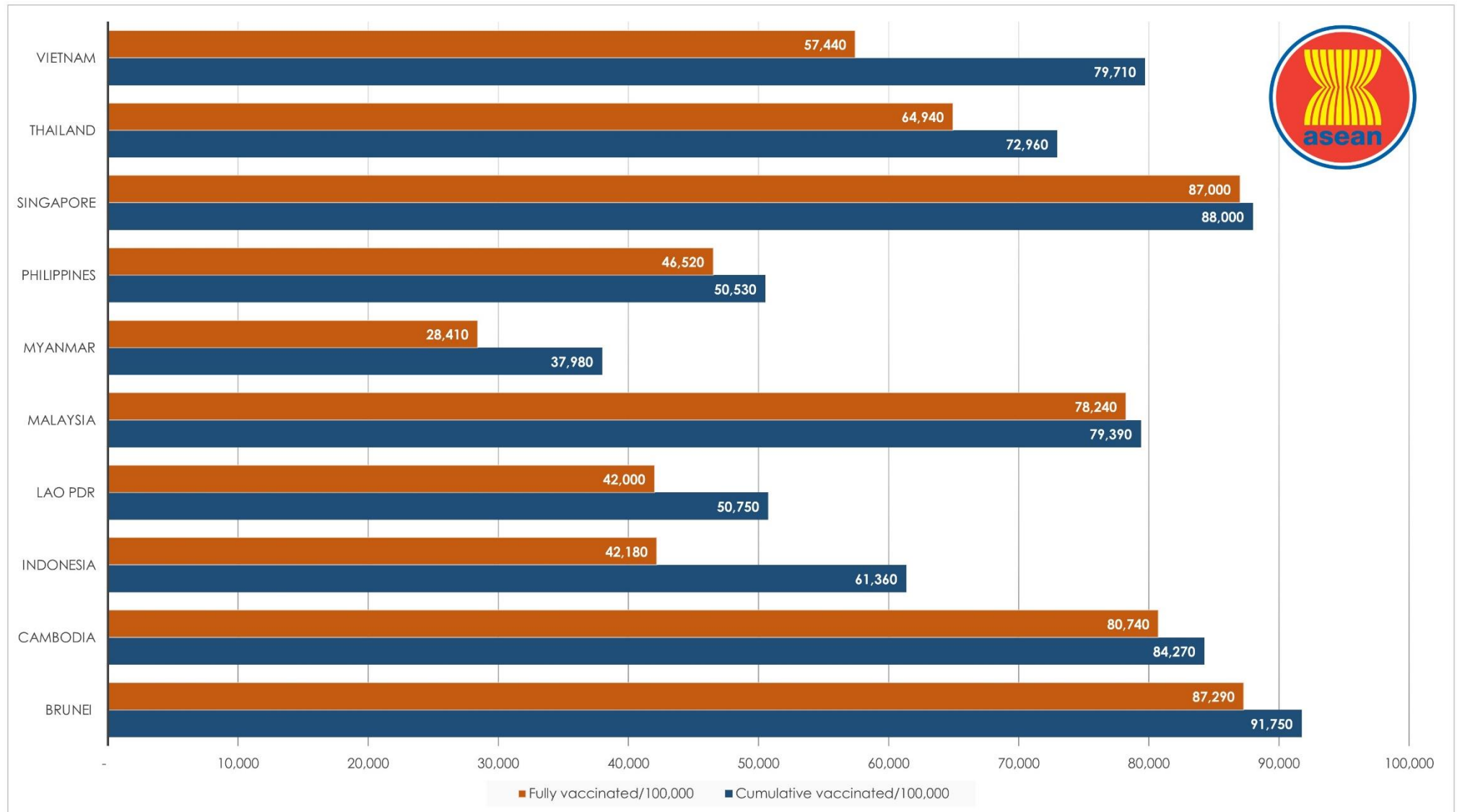


ASEAN Country	New Cases Rate of Change 7-Day Window*	P-value
Brunei	2.06	0.001
Cambodia	1.22	0.003
Indonesia	37.22	0
Lao PDR	-12.62	0.119
Malaysia	-77.79	0.018
Myanmar	-8.89	0.016
Philippines	2341.63	0
Singapore	50.25	0.002
Thailand	481.39	0.001
Vietnam	151.39	0.501

**Beta coefficient of linear line of best fit; equal to the rate of change in the 7-day rolling average of new cases over the past 7 days (as of January 9, 2022)


COVID-19 Vaccination Status

as of 9 January 2022



Outlook Assessment

as of 7 January 2022

 ASEAN MEMBER STATE	REQUIREMENT							
	At least 80% of the high-risk population has been vaccinated with at least one dose of a COVID-19 vaccine.		At least 65% of the total population has a level of immunity to COVID-19; either recovered from COVID-19 or have been vaccinated with at least one dose of a COVID-19 vaccine.		Case levels are generally low (a 7-day rolling average number of daily new cases that is <10 cases per 100,000, with each day's past-14-day test positivity is consistently <5%).		Government Policy on containment and health (strictness and comprehensiveness in COVID-19 related government policies)	
	% of High risk population fully vaccinated	Population vaccinated/day (7-day average)	% of Total population fully vaccinated	Population vaccinated/day (7-day average)	Daily cases/100,000	Test positivity last 14 days	Containment and health index score - Oxford COVID-19 Government Response Tracker (OxCGRT)	Change over the past 30 days
Brunei	≥90.0	0.83%/day	87.1	Unknown	3.50	Unknown	67.9/100	-5.9
Cambodia	≥90.0	0%/day	86.8	0.02%/day	0.07	Unknown	55.4/100	0.0
Indonesia	≥90.0	0%/day	44.5	0.26%/day	0.14	0.2	58.4/100	0.0
Lao PDR	≥90.0	0%/day	45.9	Unknown	9.58	32.4	68.2/100	0.0
Malaysia	≥90.0	0%/day	78.7	0.01%/day	8.32	2.9	55.7/100	-1.8
Myanmar	82.5	unknown-	29.4	Unknown	0.26	1.1	71.2/100	0.0
Philippines	≥90.0	0%/day	50.0	0.65%/day	11.81	10.2	80.1/100	0.0
Singapore	≥90.0	0%/day	84.1	unknown	12.38	1.8	64.3/100	0.0
Thailand	≥90.0	0%/day	66.0	unknown	7.10	7.3	55.4/100	0.0
Vietnam	65.0	unknown	60.8	unknown	19.30	17.1	74.4/100	0.0

