

# COVID-19 Situational Report in the ASEAN Region

ASEAN BioDiaspora Virtual Center (ABVC)

as of December 10, 2021



## COVID-19: Highlights and Situation Overview

### Global Update

- Worldwide, there have been over 269 million cases and over 5 million deaths attributed to COVID-19.
- According to the World Health Organization (WHO), the Omicron variant is reaching more countries in Africa and weekly COVID-19 cases in the continent surged by 93%. However, there are signs of hope as preliminary data indicates that hospitalizations across South Africa remain low. Africa recorded more than 107 000 cases in the week ending on 5 December, up from around 55 000. Five countries accounted for 86% of the cases reported over the past week and all the sub-regions in the continent – up from one the previous week – reported increases in new cases. Southern Africa recorded the highest increase with a 140% hike mainly driven by an uptick in South Africa. Research is being intensified to determine whether Omicron is fueling the surge in cases seen in Africa. Emerging data from South Africa indicates that Omicron may cause less severe illness. Data which looked at hospitalizations across South Africa between 14 November and 4 December found that ICU occupancy was only 6.3 % – which is very low compared with the same period when the country was facing the peak linked to the Delta variant in July. Data from the same two-week period from one of the health districts most impacted by Omicron found that out of more than 1200 admissions, 98 were receiving supplemental oxygen and only four were on ventilation. This is just a preliminary data with a small sample size and most of the people admitted to the health facilities were under the age of 40, adding that as the clinical profile of patients changes, the impact of Omicron may change. To ramp up the response to the Omicron variant and the rise in cases, WHO is supporting countries to improve genomic surveillance to track the virus and detect other potential variants of concern. In South Africa, a regional genomic sequencing laboratory is supporting 14 southern Africa countries and has significantly scaled up sequencing.
- As of December 9 (3:30 pm EST), a total of 2,563 confirmed cases of the Omicron variant (B.1.1.529) reported across 65 countries. Cases of the Omicron variant have been reported for the first time today in Cuba, Guernsey, Lebanon, Malawi and, Sierra Leone. As of December 9, many countries have reasonable or strong evidence of community transmission. In the United States, there have been at least 47 confirmed Omicron variant cases across 22 states, and in Canada, there have been at least 65 confirmed Omicron variant cases across seven provinces/territories.

| Country        | Number of confirmed cases | Evidence of local transmission     |
|----------------|---------------------------|------------------------------------|
| Australia      | 42                        | Evidence of community transmission |
| Austria        | 17                        |                                    |
| Belgium        | 30                        |                                    |
| Botswana       | 23                        |                                    |
| Brazil         | 6                         |                                    |
| Canada         | 65                        |                                    |
| Croatia        | 3                         |                                    |
| Czech Republic | 2                         |                                    |
| Denmark        | 569                       |                                    |

|                |     |                     |
|----------------|-----|---------------------|
| Finland        | 9   |                     |
| France         | 37  |                     |
| Germany        | 15  |                     |
| Iceland        | 20  |                     |
| India          | 23  |                     |
| Israel         | 21  |                     |
| Italy          | 13  |                     |
| Namibia        | 18  |                     |
| Nepal          | 2   |                     |
| Nigeria        | 6   |                     |
| Norway         | 33  |                     |
| Portugal       | 37  |                     |
| South Africa   | 397 |                     |
| South Korea    | 60  |                     |
| Spain          | 14  |                     |
| Switzerland    | 13  |                     |
| United Kingdom | 817 |                     |
| United States  | 47  |                     |
| Zambia         | 3   |                     |
| Zimbabwe       | 50  |                     |
| Argentina      | 1   | Imported cases only |
| Bermuda        | 1   |                     |
| Chile          | 2   |                     |
| Cuba           | 1   |                     |
| Estonia        | 12  |                     |
| Fiji           | 2   |                     |
| Greece         | 3   |                     |
| Guernsey       | 1   |                     |
| Ireland        | 6   |                     |
| Japan          | 4   |                     |
| Kuwait         | 1   |                     |
| Latvia         | 5   |                     |
| Lebanon        | 2   |                     |
| Liechtenstein  | 1   |                     |

|                            |    |                                  |
|----------------------------|----|----------------------------------|
| Malaysia                   | 1  |                                  |
| Maldives                   | 1  |                                  |
| Mexico                     | 1  |                                  |
| Romania                    | 2  |                                  |
| Russia                     | 2  |                                  |
| Saudi Arabia               | 1  |                                  |
| Senegal                    | 3  |                                  |
| Sierra Leone               | 1  |                                  |
| Sri Lanka                  | 1  |                                  |
| Sweden                     | 13 |                                  |
| Thailand                   | 3  |                                  |
| Tunisia                    | 1  |                                  |
| Uganda                     | 7  |                                  |
| United Arab Emirates (UAE) | 1  |                                  |
| DRC                        |    | Insufficient information         |
| Luxembourg                 |    |                                  |
| Malawi                     | 3  | Suspected community transmission |
| Ghana                      | 33 |                                  |
| Hong Kong                  | 13 |                                  |
| Mozambique                 |    |                                  |
| Netherlands                | 36 |                                  |
| Singapore                  | 6  |                                  |

*\*This list is based on limited data, and may not capture the location of all local transmission events.*

*\*\*Please note: According to official sources Luxembourg has retracted their single case as the individual had an incorrect Luxembourg address allocated to them in the database. Additionally, Denmark's Omicron case count is a total value of cases confirmed by whole genome sequencing and variant-specific PCR testing, numbers vary from official sources*

### Regional Update

- Singapore's Ministry of Health (MOH) reported on Thursday (December 9) that two more COVID-19 cases in Singapore have tested "preliminarily positive" for the Omicron variant. One was a local case while the other was imported. Both cases were fully vaccinated and had received their booster shots. According to the MOH, the local case, identified as Case 276363, is a 24-year-old Singaporean woman who is a passenger service staff member at Changi Airport Terminals 1 and 3, adding that she did not work at Terminal 4, where the three earlier cases of Omicron infections had been to. Case 276262 was tested for COVID-19 on December 8 as part of the weekly rostered routine testing for border frontline workers and her polymerase chain reaction (PCR) test result revealed the presence of S-gene Target Failure, which may be associated with the Omicron variant. The National Public Health Laboratory is conducting whole genome sequencing to confirm the variant. The other case who tested "preliminarily positive" for the variant was a 46-year-old woman, a

permanent resident who returned to Singapore via a Vaccinated Travel Lane (VTL) from Germany on December 6 (Monday). Upon arrival in Singapore, Case 276,223's PCR test on December 6 came back negative. She then developed a runny nose on December 7 and sought medical treatment on December 8. She then tested positive for COVID-19 infection on the same day and was confirmed to have the S-gene Target Failure on December 9. Apart from the two new cases reported on December 9 (Thursday), two out of the three previous cases who were "preliminary positive" for Omicron variant have been confirmed while the confirmatory test result for the third (Case 273611) is still pending.

- Vietnam's Ministry of Health reported 15,311 new Covid-19 cases on December 9 (Thursday), including 15,300 locally transmitted and 11 imported. Most of the community cases were reported in southern localities, including 1,453 in Ho Chi Minh City, 895 in Tay Ninh province and 789 in Soc Trang province. The Vietnamese capital Hanoi also recorded 822 COVID-19 cases on Thursday, up from 426 on December 8 (Wednesday). It was the highest number Hanoi has ever recorded since the pandemic started. As of December 9, Vietnam's Ministry of Health confirmed a total of 1,367,433 cases of COVID with 27,186 COVID-19 related deaths.

### **Vaccine Update**

- Malaysia reported a total of 22,752,434 individuals or 97.2% of the adult population have completed the COVID-19 vaccination as of December 9 (Thursday). Based on the Health Ministry's CovidNow portal, 23,071,502 individuals or 98.6% of the adult population have received at least one dose of the vaccine. As for adolescents aged 12-17, 2,732,740 individuals or 86.8% have completed the vaccination, while 2,838,110 individuals or 90.1% have received at least one dose of the vaccine. Meanwhile, a total of 140,831 doses of the vaccine were administered on Thursday, with 7,332 as second shots, 4,708 as first jabs and 128,791 as booster doses, bringing total doses administered under the National COVID-19 Immunization Programme (PICK) to 54,615,414, including 3,412,576 booster doses.

### **Travel Advisories** (new update/s)

- Vietnam: Vietnam's Immigration Department has announced another automatic stay extension for foreigners stranded in Vietnam due to the pandemic until December 31, 2021. The measure applies to those who entered since March 1, 2020, allowing them to leave the country without any penalty or official procedures. Those that have entered prior to March 1, 2020, are also eligible provided they show documents by their embassies or by Vietnamese authorities to confirm they were quarantined or treated for COVID-19.
- Philippines: The Inter-Agency Task Force for the Management of Emerging Infectious Diseases (IATF-EID) has placed France on the "red" list for COVID-19 which means travelers from this country are barred from entering the Philippines due to high risk of infection. Passengers who have been to France within 14 days immediately preceding arrival in the Philippines and who arrive on or after 12:01 a.m. of December 10, but before 12:01 a.m. of December 13, shall be required to undergo facility-based quarantine for 14 days with a reverse transcription-polymerase chain reaction (RT-PCR) test on the 7th day, with day one being the date of arrival. From 12:01 a.m. of December 13 until December 15, entry in any port of the Philippines shall not be allowed for passengers coming from or who have been to France within the last 14 days prior to arrival in the Philippines, regardless of vaccination status. Only Filipinos returning to the country via government-initiated or non-government-initiated repatriation, and Bayanihan Flights may be allowed entry, subject to existing testing and quarantine protocols for red list countries/territories/jurisdictions. As with all international inbound travel, the testing and quarantine protocols for minors shall follow the testing and quarantine protocols of the parent/guardian traveling with them, regardless of the minor's

vaccination status. Other countries such as South Africa, Botswana, Namibia, Zimbabwe, Lesotho, Eswatini, and Mozambique, Austria, the Czech Republic, Hungary, the Netherlands, Switzerland, Belgium, and Italy are also on the Philippines' red list until December 15.

### Cases and Deaths as of 10 December 2021

- As of 10 December 2021 (2PM, GMT+8), worldwide, there were **269,048,379** confirmed cases, including **5,307,708** deaths. Globally, Case Fatality Rate (CFR) was **2.0**.
- In **China**, there were **128,730** confirmed cases with **5,697** deaths, including deaths in Hong Kong (213) and Taiwan (848). Confirmed cases in China include confirmed cases in Hong Kong (12,479) and Taiwan (16,704). CFR was **4.4**.
- 14,314,539 confirmed cases** of COVID-19 have been reported in the ASEAN region with a total of **296,141 deaths**, with a CFR of **2.1**.

| REGION       | COUNTRY     | FIRST CONFIRMED CASE(S) | LATEST REPORT ON CONFIRMED CASE(S) | TOTAL CONFIRMED CASES | NEW CASES (7-DAY ROLLING AVERAGE) | TOTAL DEATHS   | NEW DEATHS (7-DAY ROLLING AVERAGE) | CASE FATALITY RATE | CUMULATIVE CASES/ 100,000 | NUMBER OF TESTS LAST 14 DAYS/ 100,000 | CUMULATIVE VACCINATED | CUMULATIVE FULLY VACCINATED | FULLY VACCINATED / 100 |
|--------------|-------------|-------------------------|------------------------------------|-----------------------|-----------------------------------|----------------|------------------------------------|--------------------|---------------------------|---------------------------------------|-----------------------|-----------------------------|------------------------|
| ASEAN REGION | Brunei      | 10-Mar-20               | 09-Dec-21                          | 15,301                | 57 (24)                           | 98             | -                                  | 0.6%               | 3,531                     |                                       | 404,623               | 362,306                     | 82.1                   |
|              | Cambodia    | 27-Jan-20               | 09-Dec-21                          | 120,312               | 12 (18)                           | 2,974          | 3 (4)                              | 2.5%               | 730                       | -                                     | 14,189,643            | 13,521,649                  | 79.8                   |
|              | Indonesia   | 02-Mar-20               | 09-Dec-21                          | 4,258,560             | 220 (223)                         | 143,918        | 9 (10)                             | 3.4%               | 1,574                     | 970                                   | 143,794,042           | 100,459,272                 | 36.4                   |
|              | Lao PDR     | 24-Mar-20               | 09-Dec-21                          | 84,503                | 1,212 (1,144)                     | 224            | 5 (5)                              | 0.3%               | 1,179                     | -                                     | 3,744,740             | 3,099,003                   | 42.0                   |
|              | Malaysia    | 25-Jan-20               | 09-Dec-21                          | 2,678,465             | 5,446 (4,920)                     | 30,787         | 41 (38)                            | 1.1%               | 8,383                     | 3,480                                 | 25,865,614            | 25,448,420                  | 77.6                   |
|              | Myanmar     | 23-Mar-20               | 08-Dec-21                          | 525,403               | - (294)                           | 19,157         | - (5)                              | 3.6%               | 972                       | -                                     | 16,849,172            | 11,858,598                  | 21.6                   |
|              | Philippines | 30-Jan-20               | 09-Dec-21                          | 2,835,996             | 403 (360)                         | 49,936         | 175 (169)                          | 1.8%               | 2,623                     | 324                                   | 40,517,967            | 39,560,598                  | 35.6                   |
|              | Singapore   | 23-Jan-20               | 09-Dec-21                          | 271,979               | 682 (847)                         | 779            | 5 (8)                              | 0.3%               | 4,769                     | -                                     | 4,744,632             | 4,744,632                   | 87.0                   |
|              | Thailand    | 13-Jan-20               | 09-Dec-21                          | 2,156,587             | 4,203 (4,408)                     | 21,082         | 49 (#4)                            | 1.0%               | 3,097                     | 471                                   | 49,223,323            | 42,473,758                  | 60.7                   |
|              | Vietnam     | 23-Jan-20               | 09-Dec-21                          | 1,367,433             | 15,311 (14,449)                   | 27,186         | 256 (218)                          | 2.0%               | 1,418                     | -                                     | 73,899,767            | 55,508,435                  | 56.5                   |
|              |             |                         |                                    | <b>14,314,539</b>     | <b>27,546</b>                     | <b>296,141</b> | <b>543</b>                         | <b>2.1%</b>        |                           |                                       |                       |                             |                        |

- 254,605,110 confirmed cases** of COVID-19 have been reported in **223 countries/states** (other than China, Hong Kong, Taiwan, Macau, and ASEAN countries):

| REGION       | COUNTRY     | FIRST CONFIRMED CASE(S) | LATEST REPORT ON CONFIRMED CASE(S) | TOTAL CONFIRMED CASES | NEW CASES | TOTAL DEATHS | NEW DEATHS | CASE FATALITY RATE | CUMULATIVE CASES/ 100,000 | NUMBER OF TESTS LAST 14 DAYS/ 100,000 | CUMULATIVE IMMUNIZED | CUMULATIVE FULLY VACCINATED | FULLY VACCINATED/ 100 |
|--------------|-------------|-------------------------|------------------------------------|-----------------------|-----------|--------------|------------|--------------------|---------------------------|---------------------------------------|----------------------|-----------------------------|-----------------------|
| ASIA PACIFIC | Japan       | 16 Jan 2020             | 08-Dec-21                          | 1,727,818             | -         | 18,280       | -          | 1.1%               | 1,368                     | 416                                   | 100,017,298          | 97,893,742                  | 77.7                  |
|              | South Korea | 20 Jan 2020             | 09-Dec-21                          | 496,584               | 7,100     | 4,077        | 57         | 0.8%               | 960                       | -                                     | 42,822,222           | 41,509,745                  | 80.9                  |
|              | Nepal       | 24 Jan 2020             | 09-Dec-21                          | 823,554               | 197       | 11,549       | 2          | 1.4%               | 2,879                     | 273                                   | 10,431,659           | 8,725,785                   | 29.4                  |
|              | Australia   | 25 Jan 2020             | 09-Dec-21                          | 223,912               | 1,651     | 2,082        | 10         | 0.9%               | 873                       | 7,285                                 | 20,161,524           | 19,149,409                  | 74.3                  |
|              | Sri Lanka   | 27 Jan 2020             | 09-Dec-21                          | 570,672               | 744       | 14,555       | 22         | 2.6%               | 2,617                     | 425                                   | 15,948,495           | 13,771,693                  | 64.1                  |
|              | India       | 30 Jan 2020             | 08-Dec-21                          | 34,666,241            | -         | 474,111      | -          | 1.4%               | 2,537                     | 990                                   | 807,755,550          | 492,119,528                 | 35.3                  |

|                 |                                 |             |           |            |        |         |     |       |        |        |             |             |      |
|-----------------|---------------------------------|-------------|-----------|------------|--------|---------|-----|-------|--------|--------|-------------|-------------|------|
|                 | <b>Afghanistan</b>              | 24 Feb 2020 | 09-Dec-21 | 157,585    | 43     | 7,321   | 4   | 4.6%  | 414    |        | 4,397,449   | 3,566,192   | 9.0  |
|                 | <b>Pakistan</b>                 | 26 Feb 2020 | 09-Dec-21 | 1,288,053  | 350    | 28,803  | 10  | 2.2%  | 595    | 250    | 83,180,958  | 54,556,748  | 24.2 |
|                 | <b>New Zealand</b>              | 28 Feb 2020 | 09-Dec-21 | 12,621     | 105    | 44      | -   | 0.3%  | 257    | 7,235  | 3,939,753   | 3,719,864   | 72.6 |
|                 | <b>Bhutan</b>                   | 05 Mar 2020 | 09-Dec-21 | 2,648      | 6      | 3       | -   | 0.1%  | 347    | 1,995  | 589,482     | 564,611     | 72.4 |
|                 | <b>Maldives</b>                 | 07 Mar 2020 | 09-Dec-21 | 92,754     | 125    | 255     | -   | 0.3%  | 17,469 | 7,406  | 396,066     | 365,046     | 67.2 |
|                 | <b>Bangladesh</b>               | 08 Mar 2020 | 09-Dec-21 | 1,578,550  | 262    | 28,016  | -   | 1.8%  | 968    | 88     | 65,484,710  | 39,653,764  | 23.8 |
|                 | <b>Mongolia</b>                 | 10 Mar 2020 | 09-Dec-21 | 384,626    | 338    | 2,026   | 3   | 0.5%  | 11,926 | 56,271 | 2,262,343   | 2,155,006   | 64.7 |
|                 | <b>Turkey</b>                   | 10 Mar 2020 | 09-Dec-21 | 8,984,407  | 19,696 | 78,602  | 195 | 0.9%  | 10,769 | 5,114  | 56,445,351  | 50,780,761  | 59.7 |
|                 | <b>French Polynesia</b>         | 12 Mar 2020 | 08-Dec-21 | 46,805     | -      | 636     | -   | 1.4%  | 16,759 |        | 165,041     | 155,959     | 55.2 |
|                 | <b>Guam</b>                     | 15 Mar 2020 | 08-Dec-21 | 19,287     | -      | 267     | -   | 1.4%  | 11,529 |        | 138,075     | 124,603     | 74.0 |
|                 | <b>New Caledonia</b>            | 17 Mar 2020 | 09-Dec-21 | 12,343     | 22     | 280     | -   | 2.3%  | 4,289  |        | 181,108     | 170,833     | 59.3 |
|                 | <b>Fiji</b>                     | 18 Mar 2020 | 08-Dec-21 | 52,567     | -      | 697     | -   | 1.3%  | 5,907  | -      | 655,857     | 589,377     | 65.3 |
|                 | <b>Papua New Guinea</b>         | 21 Mar 2020 | 08-Dec-21 | 35,835     | -      | 573     | -   | 1.6%  | 408    | -      | 269,366     | 197,800     | 2.2  |
|                 | <b>Timor Leste</b>              | 21 Mar 2020 | 07-Dec-21 | 19,829     | -      | 122     | -   | 0.6%  | 1,533  | -      | 652,294     | 489,709     | 36.4 |
|                 | <b>Northern Mariana Islands</b> | 28 Mar 2020 | 06-Dec-21 | 1,182      | -      | 5       | -   | 0.4%  | 2,066  |        | 41,355      | 37,274      | 71.9 |
|                 | <b>North Korea</b>              | 24 Jul 2020 | 25-Jul-20 | 1          | -      | -       | -   | 0.0%  | 0      |        |             |             |      |
|                 | <b>Solomon Islands</b>          | 03 Oct 2020 | 16-Apr-21 | 20         | -      | -       | -   | 0.0%  | 3      |        | 161,521     | 46,525      | 6.6  |
|                 | <b>Wallis et Futuna</b>         | 17 Oct 2020 | 03-Dec-21 | 454        | -      | 7       | -   | 1.5%  | 2,833  |        | 6,016       | 5,923       | 53.4 |
|                 | <b>Marshall Islands</b>         | 26 Oct 2020 | 17-Nov-20 | 4          | -      | -       | -   | 0.0%  | 7      |        | 25,460      | 22,345      | 28.7 |
|                 | <b>Vanuatu</b>                  | 11 Nov 2020 | 24-Oct-21 | 6          | -      | 1       | -   | 16.7% | 2      |        | 96,141      | 45,349      | 14.4 |
|                 | <b>Samoa</b>                    | 18 Nov 2020 | 12-Feb-21 | 3          | -      | -       | -   | 0.0%  | 2      |        | 139,865     | 108,864     | 54.4 |
|                 | <b>Micronesia</b>               | 11 Jan 2021 | 11-Jan-21 | 1          | -      | -       | -   | 0.0%  | 1      |        | 47,968      | 42,716      | 41.8 |
|                 | <b>Palau</b>                    | 31 May 2021 | 08-Oct-21 | 8          | -      | -       | -   | 0.0%  | 44     |        | 18,571      | 15,873      | 73.7 |
|                 | <b>Tonga</b>                    | 05 Nov 2021 | 05-Nov-21 | 1          | -      |         |     |       | 1      |        | 73,296      | 46,239      | 43.3 |
| <b>AMERICAS</b> | <b>USA</b>                      | 21 Jan 2020 | 09-Dec-21 | 50,492,751 | 70,341 | 814,564 | 660 | 1.6%  | 15,383 | 2,653  | 237,087,380 | 198,866,825 | 59.9 |
|                 | <b>Canada</b>                   | 25 Jan 2020 | 09-Dec-21 | 1,822,327  | 3,599  | 29,868  | 16  | 1.6%  | 4,795  | 2,974  | 31,043,333  | 29,156,354  | 76.6 |

|                                      |             |           |            |       |         |    |      |        |       |             |             |      |
|--------------------------------------|-------------|-----------|------------|-------|---------|----|------|--------|-------|-------------|-------------|------|
| <b>Brazil</b>                        | 26 Feb 2020 | 08-Dec-21 | 22,172,661 | -     | 616,518 | -  | 2.8% | 10,471 | 89    | 164,800,426 | 138,249,795 | 64.6 |
| <b>Mexico</b>                        | 28 Feb 2020 | 08-Dec-21 | 3,908,534  | -     | 295,893 | -  | 7.6% | 3,064  | 94    | 78,816,099  | 65,543,077  | 50.3 |
| <b>Saint Martin</b>                  | 01 Mar 2020 | 28-Nov-21 | 3,973      | -     | 56      | -  | 1.4% | 10,455 |       |             |             |      |
| <b>Ecuador</b>                       | 01 Mar 2020 | 07-Dec-21 | 530,126    | -     | 33,494  | -  | 6.3% | 3,051  | 74    | 13,796,237  | 11,501,793  | 64.3 |
| <b>Dominican Republic</b>            | 01 Mar 2020 | 09-Dec-21 | 409,490    | 258   | 4,214   | 2  | 1.0% | 3,813  | -     | 6,898,664   | 5,633,639   | 51.4 |
| <b>Chile</b>                         | 03 Mar 2020 | 09-Dec-21 | 1,778,370  | 1,771 | 38,600  | 59 | 2.2% | 9,384  | 4,167 | 16,927,922  | 16,261,200  | 84.6 |
| <b>Argentina</b>                     | 03 Mar 2020 | 08-Dec-21 | 5,348,123  | -     | 116,708 | -  | 2.2% | 11,901 | 568   | 37,157,341  | 30,636,165  | 67.2 |
| <b>Peru</b>                          | 05 Mar 2020 | 08-Dec-21 | 2,248,447  | -     | 201,490 | -  | 9.0% | 6,916  | -     | 22,946,103  | 19,215,945  | 57.6 |
| <b>Costa Rica</b>                    | 06 Mar 2020 | 08-Dec-21 | 567,824    | -     | 7,324   | -  | 1.3% | 11,249 | -     | 3,904,671   | 3,278,289   | 63.8 |
| <b>Colombia</b>                      | 06 Mar 2020 | 09-Dec-21 | 5,088,008  | 1,627 | 128,969 | 40 | 2.5% | 10,107 | 1,072 | 38,823,710  | 25,520,817  | 49.8 |
| <b>French Guiana</b>                 | 06 Mar 2020 | 08-Dec-21 | 46,304     | -     | 331     | -  | 0.7% | 23,684 |       |             |             |      |
| <b>Martinique</b>                    | 06 Mar 2020 | 30-Nov-21 | 45,501     | -     | 718     | -  | 1.6% | 10,511 |       |             |             |      |
| <b>Paraguay</b>                      | 07 Mar 2020 | 08-Dec-21 | 463,522    | -     | 16,488  | -  | 3.6% | 6,580  | 355   | 3,395,632   | 2,703,605   | 37.5 |
| <b>Panama</b>                        | 10 Mar 2020 | 08-Dec-21 | 479,901    | -     | 7,381   | -  | 1.5% | 11,301 | 1,411 | 3,013,243   | 2,440,525   | 55.7 |
| <b>Bolivia</b>                       | 10 Mar 2020 | 08-Dec-21 | 547,892    | -     | 19,276  | -  | 3.5% | 4,759  | 562   | 5,148,121   | 4,241,829   | 35.9 |
| <b>Honduras</b>                      | 11 Mar 2020 | 08-Dec-21 | 378,423    | -     | 10,416  | -  | 2.8% | 3,883  |       | 4,927,085   | 3,891,577   | 38.7 |
| <b>Cuba</b>                          | 11 Mar 2020 | 09-Dec-21 | 963,428    | 81    | 8,311   | -  | 0.9% | 8,501  | -     | 10,198,006  | 9,305,674   | 82.2 |
| <b>Guyana</b>                        | 11 Mar 2020 | 08-Dec-21 | 38,333     | -     | 1,009   | -  | 2.6% | 4,897  |       | 404,122     | 283,505     | 35.9 |
| <b>Jamaica</b>                       | 12 Mar 2020 | 09-Dec-21 | 91,601     | 23    | 2,416   | 1  | 2.6% | 3,107  | 347   | 688,311     | 528,705     | 17.8 |
| <b>St Vincent and the Grenadines</b> | 12 Mar 2020 | 07-Dec-21 | 5,645      | -     | 76      | -  | 1.3% | 5,104  | 1,422 | 31,993      | 23,908      | 21.5 |
| <b>Saint Lucia</b>                   | 13 Mar 2020 | 08-Dec-21 | 13,067     | -     | 283     | -  | 2.2% | 7,149  |       | 54,930      | 47,440      | 25.7 |
| <b>Trinidad and Tobago</b>           | 13 Mar 2020 | 09-Dec-21 | 78,339     | 857   | 2,336   | 16 | 3.0% | 5,616  | -     | 696,107     | 651,135     | 46.4 |
| <b>Venezuela</b>                     | 13 Mar 2020 | 08-Dec-21 | 436,178    | -     | 5,216   | -  | 1.2% | 1,530  |       | 16,415,684  | 9,858,581   | 34.3 |
| <b>Guatemala</b>                     | 13 Mar 2020 | 08-Dec-21 | 621,328    | -     | 16,020  | -  | 2.6% | 3,742  | 357   | 6,155,598   | 4,242,924   | 23.3 |
| <b>Uruguay</b>                       | 13 Mar 2020 | 08-Dec-21 | 401,640    | -     | 6,138   | -  | 1.5% | 11,602 | 2,992 | 2,754,813   | 2,662,601   | 76.4 |
| <b>Curacao</b>                       | 13 Mar 2020 | 09-Dec-21 | 17,540     | 23    | 180     | -  | 1.0% | 11,134 |       | 103,299     | 95,729      | 58.1 |
| <b>Puerto Rico</b>                   | 13 Mar 2020 | 08-Dec-21 | 189,061    | -     | 3,274   | -  | 1.7% | 5,920  |       | 2,746,429   | 2,389,779   | 74.8 |
| <b>Suriname</b>                      | 13 Mar 2020 | 08-Dec-21 | 51,124     | -     | 1,175   | -  | 2.3% | 8,794  |       | 259,208     | 222,956     | 37.7 |
| <b>Antigua and Barbuda</b>           | 13 Mar 2020 | 07-Dec-21 | 4,151      | -     | 117     | -  | 2.8% | 4,274  | -     | 61,420      | 57,345      | 58.1 |
| <b>Guadeloupe</b>                    | 13 Mar 2020 | 02-Dec-21 | 55,284     | -     | 748     | -  | 1.4% | 12,479 |       |             |             |      |



|                                  |                           |             |           |           |        |         |       |        |        |           |            |            |      |
|----------------------------------|---------------------------|-------------|-----------|-----------|--------|---------|-------|--------|--------|-----------|------------|------------|------|
| <b>Cayman Islands</b>            | 13 Mar 2020               | 08-Dec-21   | 7,794     | -         | 9      | -       | 0.1%  | 12,000 |        | 58,143    | 56,187     | 84.5       |      |
| <b>Aruba</b>                     | 14 Mar 2020               | 09-Dec-21   | 16,531    | 26        | 176    | -       | 1.1%  | 15,549 |        | 83,876    | 78,323     | 73.1       |      |
| <b>Bahamas</b>                   | 15 Mar 2020               | 07-Dec-21   | 22,859    | -         | 705    | -       | 3.1%  | 5,869  | 678    | 151,709   | 138,266    | 34.8       |      |
| <b>US Virgin Islands</b>         | 16 Mar 2020               | 08-Dec-21   | 7,582     | -         | 87     | -       | 1.1%  | 7,111  |        | 61,088    | 52,576     | 49.5       |      |
| <b>Sint Maarten</b>              | 17 Mar 2020               | 08-Dec-21   | 4,617     | -         | 75     | -       | 1.6%  | 11,335 |        | 26,935    | 24,921     | 57.4       |      |
| <b>Montserrat</b>                | 17 Mar 2020               | 09-Oct-21   | 41        | -         | 1      | -       | 2.4%  | 439    |        | 1,531     | 1,417      | 28.5       |      |
| <b>Barbados</b>                  | 17 Mar 2020               | 07-Dec-21   | 26,433    | -         | 244    | -       | 0.9%  | 9,209  |        | 154,177   | 138,719    | 48.2       |      |
| <b>El Salvador</b>               | 18 Mar 2020               | 08-Dec-21   | 119,803   | -         | 3,791  | -       | 3.2%  | 1,856  | -      | 4,448,067 | 4,099,822  | 62.9       |      |
| <b>Nicaragua</b>                 | 18 Mar 2020               | 07-Dec-21   | 17,328    | -         | 210    | -       | 1.2%  | 265    |        | 4,338,241 | 2,496,997  | 37.3       |      |
| <b>Bermuda</b>                   | 18 Mar 2020               | 08-Dec-21   | 5,760     | -         | 106    | -       | 1.8%  | 9,012  |        | 48,464    | 47,365     | 76.3       |      |
| <b>Haiti</b>                     | 19 Mar 2020               | 08-Dec-21   | 25,691    | -         | 754    | -       | 2.9%  | 228    |        | 118,222   | 66,888     | 0.6        |      |
| <b>Dominica</b>                  | 22 Mar 2020               | 07-Dec-21   | 6,176     | -         | 42     | -       | 0.7%  | 8,601  |        | 28,898    | 26,876     | 37.2       |      |
| <b>Grenada</b>                   | 22 Mar 2020               | 08-Dec-21   | 5,910     | -         | 200    | -       | 3.4%  | 5,277  |        | 40,561    | 34,593     | 30.6       |      |
| <b>Belize</b>                    | 23 Mar 2020               | 08-Dec-21   | 30,930    | -         | 585    | -       | 1.9%  | 7,924  | 4,255  | 228,517   | 195,230    | 48.2       |      |
| <b>Turks and Caicos Islands</b>  | 23 Mar 2020               | 08-Dec-21   | 3,114     | -         | 25     | -       | 0.8%  | 8,154  |        | 29,210    | 27,133     | 69.2       |      |
| <b>Saint Kitts and Nevis</b>     | 24 Mar 2020               | 08-Dec-21   | 2,792     | -         | 28     | -       | 1.0%  | 5,286  | 1,692  | 27,350    | 25,122     | 46.9       |      |
| <b>British Virgin Islands</b>    | 25 Mar 2020               | 04-Dec-21   | 2,816     | -         | 38     | -       | 1.3%  | 9,377  |        | 18,288    | 16,704     | 54.9       |      |
| <b>Anguilla</b>                  | 26 Mar 2020               | 06-Dec-21   | 1,469     | -         | 4      | -       | 0.3%  | 11,083 |        | 10,079    | 9,223      | 61.0       |      |
| <b>Caribbean Netherlands</b>     | 01 Apr 2020               | 08-Dec-21   | 3,082     | -         | 22     | -       | 0.7%  | 17,111 |        | 19,109    | 16,736     | 63.3       |      |
| <b>Falkland Islands</b>          | 03 Apr 2020               | 01-Dec-21   | 83        | -         | -      | -       | 0.0%  | 3,146  |        | 2,632     | 1,775      | 50.3       |      |
| <b>Saint Pierre and Miquelon</b> | 05 Apr 2020               | 06-Dec-21   | 91        | -         | -      | -       | 0.0%  | 1,298  |        |           |            |            |      |
| <b>Saint Barthelemy</b>          | 25 Jul 2020               | 28-Nov-21   | 1,603     | -         | 6      | -       | 0.4%  | 18,970 |        |           |            |            |      |
| <b>EUROPE</b>                    | <b>France</b>             | 24 Jan 2020 | 09-Dec-21 | 8,105,785 | 56,854 | 120,168 | 136   | 1.5%   | 12,087 |           | 52,155,768 | 47,647,578 | 70.5 |
|                                  | <b>Germany</b>            | 27 Jan 2020 | 09-Dec-21 | 6,371,320 | 16,295 | 105,010 | 78    | 1.6%   | 7,664  | 2,304     | 60,028,427 | 57,519,846 | 68.6 |
|                                  | <b>Finland</b>            | 29 Jan 2020 | 09-Dec-21 | 199,257   | 1,781  | 1,406   | 11    | 0.7%   | 3,610  | 3,673     | 4,305,815  | 4,057,294  | 73.1 |
|                                  | <b>Italy</b>              | 30 Jan 2020 | 09-Dec-21 | 5,164,780 | 12,516 | 134,551 | 79    | 2.6%   | 8,566  | 11,050    | 47,501,706 | 44,207,419 | 73.2 |
|                                  | <b>Russian Federation</b> | 31 Jan 2020 | 09-Dec-21 | 9,925,806 | 30,209 | 286,004 | 1,181 | 2.9%   | 6,875  | 4,361     | 68,774,204 | 59,561,710 | 40.8 |
|                                  | <b>Spain</b>              | 31 Jan 2020 | 09-Dec-21 | 5,273,178 | 26,412 | 88,321  | 84    | 1.7%   | 11,201 | -         | 38,447,301 | 37,677,168 | 80.6 |

|  |             |           |            |        |         |     |      |        |        |            |            |      |
|--|-------------|-----------|------------|--------|---------|-----|------|--------|--------|------------|------------|------|
| <b>Sweden</b>                          | 31 Jan 2020 | 09-Dec-21 | 1,226,055  | 3,163  | 15,185  | 1   | 1.2% | 11,920 |        | 7,640,880  | 7,226,767  | 71.1 |
| <b>United Kingdom of Great Britain</b> | 31 Jan 2020 | 09-Dec-21 | 10,660,981 | 50,023 | 146,135 | 148 | 1.4% | 15,951 | 16,471 | 51,161,757 | 46,610,800 | 68.3 |
| <b>Belgium</b>                         | 05 Feb 2020 | 09-Dec-21 | 1,898,498  | 18,714 | 27,416  | 56  | 1.4% | 16,532 | 10,012 | 8,859,951  | 8,727,885  | 75.0 |
| <b>Switzerland</b>                     | 25 Feb 2020 | 09-Dec-21 | 1,096,476  | 10,799 | 11,736  | 18  | 1.1% | 12,787 | 6,742  | 5,888,519  | 5,737,995  | 65.8 |
| <b>Austria</b>                         | 25 Feb 2020 | 09-Dec-21 | 1,217,436  | 4,437  | 13,011  | 32  | 1.1% | 13,714 | 52,849 | 6,433,003  | 6,103,636  | 67.5 |
| <b>Croatia</b>                         | 25 Feb 2020 | 09-Dec-21 | 644,206    | 4,428  | 11,445  | 62  | 1.8% | 15,838 | 5,131  | 2,214,222  | 1,998,930  | 49.0 |
| <b>Norway</b>                          | 26 Feb 2020 | 08-Dec-21 | 300,013    | -      | 1,134   | -   | 0.4% | 5,610  | 3,641  | 4,250,356  | 3,862,221  | 70.7 |
| <b>Romania</b>                         | 26 Feb 2020 | 09-Dec-21 | 1,790,571  | 1,032  | 57,434  | 74  | 3.2% | 9,250  | 4,135  | 7,766,483  | 7,559,544  | 39.5 |
| <b>Estonia</b>                         | 26 Feb 2020 | 09-Dec-21 | 226,858    | 554    | 1,838   | 2   | 0.8% | 17,101 | 4,841  | 832,319    | 797,620    | 60.2 |
| <b>Georgia</b>                         | 26 Feb 2020 | 09-Dec-21 | 879,368    | 3,562  | 12,582  | 63  | 1.4% | 23,636 | -      | 1,243,023  | 1,033,455  | 26.0 |
| <b>North Macedonia</b>                 | 26 Feb 2020 | 09-Dec-21 | 218,362    | 168    | 7,695   | 7   | 3.5% | 10,481 | 1,135  | 885,888    | 789,905    | 37.9 |
| <b>Greece</b>                          | 26 Feb 2020 | 09-Dec-21 | 989,814    | 5,513  | 18,982  | 81  | 1.9% | 9,237  | 41,158 | 7,187,978  | 6,710,304  | 64.7 |
| <b>Denmark</b>                         | 27 Feb 2020 | 09-Dec-21 | 536,195    | 6,985  | 2,983   | 11  | 0.6% | 9,215  | 29,780 | 4,617,441  | 4,478,673  | 77.0 |
| <b>San Marino</b>                      | 27 Feb 2020 | 05-Dec-21 | 6,217      | -      | 94      | -   | 1.5% | 18,361 |        | 24,922     | 23,750     | 69.8 |
| <b>Lithuania</b>                       | 27 Feb 2020 | 09-Dec-21 | 486,224    | 1,687  | 6,920   | 19  | 1.4% | 17,447 | 5,635  | 1,885,081  | 1,798,234  | 66.9 |
| <b>Netherlands</b>                     | 27 Feb 2020 | 09-Dec-21 | 2,828,655  | 19,763 | 19,919  | 77  | 0.7% | 16,320 | 5,141  | 13,250,117 | 12,721,528 | 74.1 |
| <b>Azerbaijan</b>                      | 27 Feb 2020 | 09-Dec-21 | 601,028    | 1,315  | 8,038   | 19  | 1.3% | 5,996  | 1,591  | 5,107,205  | 4,601,258  | 45.0 |
| <b>Belarus</b>                         | 28 Feb 2020 | 09-Dec-21 | 669,631    | 1,738  | 5,227   | 17  | 0.8% | 7,073  | 3,339  | 3,812,391  | 2,865,546  | 30.4 |
| <b>Iceland</b>                         | 28 Feb 2020 | 09-Dec-21 | 19,052     | 156    | 35      | -   | 0.2% | 5,273  | 6,563  | 286,323    | 281,841    | 82.1 |
| <b>Ireland</b>                         | 28 Feb 2020 | 09-Dec-21 | 610,855    | 4,003  | 5,788   | -   | 0.9% | 12,362 | 7,731  | 3,869,578  | 3,805,444  | 76.4 |
| <b>Monaco</b>                          | 29 Feb 2020 | 09-Dec-21 | 4,006      | 27     | 36      | -   | 0.9% | 10,281 |        | 26,672     | 23,308     | 59.0 |
| <b>Czech Republic</b>                  | 01 Mar 2020 | 09-Dec-21 | 2,298,441  | 16,229 | 34,129  | 95  | 1.5% | 21,542 |        | 6,720,593  | 6,445,877  | 60.1 |
| <b>Luxembourg</b>                      | 01 Mar 2020 | 08-Dec-21 | 93,060     | -      | 889     | -   | 1.0% | 15,012 | 6,971  | 449,972    | 429,705    | 67.7 |
| <b>Armenia</b>                         | 01 Mar 2020 | 09-Dec-21 | 341,768    | 300    | 7,747   | 19  | 2.3% | 11,555 | 2,393  | 835,816    | 516,989    | 17.4 |
| <b>Latvia</b>                          | 02 Mar 2020 | 09-Dec-21 | 260,008    | 793    | 4,349   | 24  | 1.7% | 13,593 | 6,197  | 1,288,031  | 1,219,147  | 65.3 |
| <b>Portugal</b>                        | 02 Mar 2020 | 09-Dec-21 | 1,181,294  | 3,588  | 18,610  | 23  | 1.6% | 11,503 | 10,202 | 9,068,348  | 9,011,368  | 88.6 |
| <b>Andorra</b>                         | 02 Mar 2020 | 07-Dec-21 | 18,815     | -      | 133     | -   | 0.7% | 24,390 | 5,652  | 56,095     | 50,333     | 65.1 |
| <b>Liechtenstein</b>                   | 03 Mar 2020 | 09-Dec-21 | 5,186      | 70     | 65      | 1   | 1.3% | 13,641 | 8,391  | 25,843     | 25,260     | 66.0 |
| <b>Ukraine</b>                         | 03 Mar 2020 | 09-Dec-21 | 3,532,357  | 12,376 | 89,901  | 465 | 2.5% | 7,958  | 1,035  | 13,974,698 | 12,172,442 | 28.0 |
| <b>Slovenia</b>                        | 04 Mar 2020 | 09-Dec-21 | 436,366    | 1,687  | 5,365   | 11  | 1.2% | 20,899 | 2,838  | 1,236,778  | 1,163,988  | 56.0 |

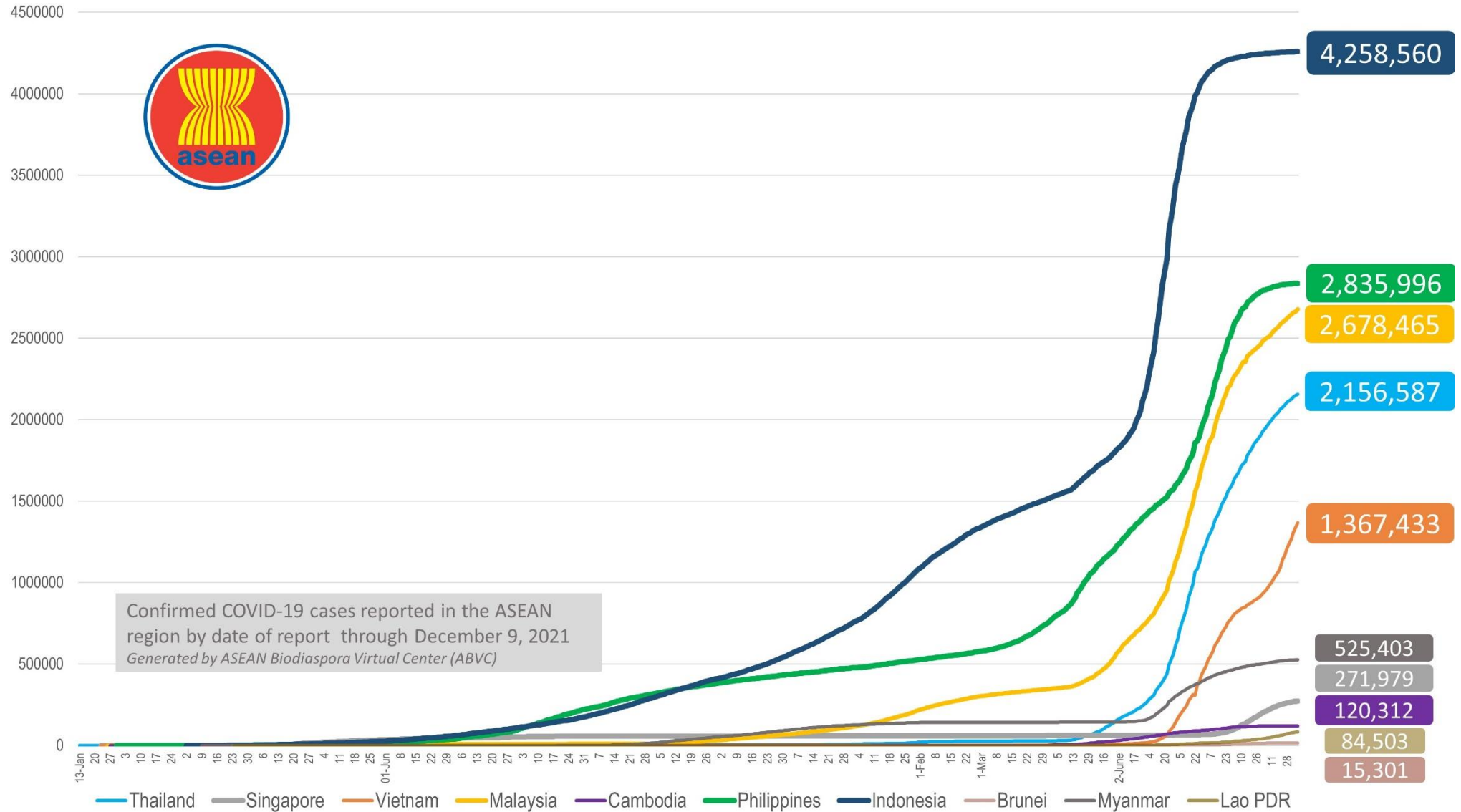
|                    |                               |             |           |           |        |         |     |      |        |        |            |            |       |
|--------------------|-------------------------------|-------------|-----------|-----------|--------|---------|-----|------|--------|--------|------------|------------|-------|
|                    | <b>Hungary</b>                | 04 Mar 2020 | 09-Dec-21 | 1,176,038 | 7,310  | 36,263  | 215 | 3.1% | 12,037 | 4,629  | 6,171,489  | 5,878,951  | 61.0  |
|                    | <b>Poland</b>                 | 04 Mar 2020 | 09-Dec-21 | 3,760,048 | 27,459 | 87,357  | 561 | 2.3% | 9,902  | 2,618  | 21,081,218 | 20,608,833 | 54.5  |
|                    | <b>Faroe Islands</b>          | 04 Mar 2020 | 09-Dec-21 | 4,212     | 78     | 13      | -   | 0.3% | 8,653  |        | 40,205     | 38,142     | 77.8  |
|                    | <b>Bosnia and Herzegovina</b> | 05 Mar 2020 | 09-Dec-21 | 280,469   | 649    | 12,882  | 28  | 4.6% | 8,496  | 1,056  | 833,233    | 720,631    | 22.1  |
|                    | <b>Gibraltar</b>              | 05 Mar 2020 | 09-Dec-21 | 7,463     | 27     | 100     | -   | 1.3% | 22,145 |        | 41,025     | 39,870     | 118.3 |
|                    | <b>Slovakia</b>               | 06 Mar 2020 | 09-Dec-21 | 757,492   | 8,523  | 15,179  | 84  | 2.0% | 13,889 | 12,551 | 2,670,394  | 2,360,403  | 43.2  |
|                    | <b>Serbia</b>                 | 06 Mar 2020 | 09-Dec-21 | 1,270,407 | 1,620  | 12,075  | 39  | 1.0% | 18,292 | 2,417  | 3,280,630  | 3,150,067  | 45.8  |
|                    | <b>Vatican City</b>           | 06 Mar 2020 | 17-Oct-20 | 27        | -      | -       | -   | 0.0% | 2,932  |        |            |            |       |
|                    | <b>Malta</b>                  | 07 Mar 2020 | 09-Dec-21 | 40,269    | 81     | 468     | -   | 1.2% | 8,011  | 6,286  | 436,486    | 433,265    | 84.0  |
|                    | <b>Moldova</b>                | 07 Mar 2020 | 09-Dec-21 | 368,497   | 549    | 9,315   | 22  | 2.5% | 13,866 | -      | 948,882    | 951,124    | 23.6  |
|                    | <b>Bulgaria</b>               | 08 Mar 2020 | 08-Dec-21 | 709,537   | -      | 29,279  | -   | 4.1% | 10,171 | 4,788  | 1,786,530  | 1,821,897  | 26.4  |
|                    | <b>Albania</b>                | 09 Mar 2020 | 09-Dec-21 | 202,863   | 222    | 3,128   | 2   | 1.5% | 7,108  | -      | 1,090,591  | 981,170    | 34.2  |
|                    | <b>Cyprus</b>                 | 09 Mar 2020 | 09-Dec-21 | 139,368   | 635    | 607     | 2   | 0.4% | 11,628 | 80,154 | 630,566    | 589,585    | 65.8  |
|                    | <b>Channel Islands</b>        | 09 Mar 2020 | 09-Dec-21 | 4,935     | 109    | 23      | -   | 0.5% | 7,566  |        | 32,969     | 13,618     | 21.5  |
|                    | <b>Jersey</b>                 | 10 Mar 2020 | 09-Dec-21 | 15,224    | 150    | 84      | -   | 0.6% | 16,764 |        | 80,111     | 75,561     | 74.8  |
|                    | <b>Kazakhstan</b>             | 13 Mar 2020 | 09-Dec-21 | 977,714   | 683    | 12,814  | 12  | 1.3% | 5,281  | -      | 8,808,127  | 8,223,795  | 43.3  |
|                    | <b>Kosovo</b>                 | 13 Mar 2020 | 07-Dec-21 | 161,139   | -      | 2,985   | -   | 1.9% | 8,981  |        |            |            |       |
|                    | <b>Uzbekistan</b>             | 15 Mar 2020 | 09-Dec-21 | 195,098   | 194    | 1,428   | 3   | 0.7% | 581    |        | 18,056,727 | 5,882,086  | 17.3  |
|                    | <b>Greenland</b>              | 16 Mar 2020 | 09-Dec-21 | 1,774     | 28     | -       | -   | 0.0% | 3,155  |        | 40,296     | 37,597     | 66.1  |
|                    | <b>Montenegro</b>             | 17 Mar 2020 | 09-Dec-21 | 159,214   | 180    | 2,340   | 4   | 1.5% | 25,591 |        | 278,394    | 261,405    | 41.6  |
|                    | <b>Kyrgyzstan</b>             | 18 Mar 2020 | 09-Dec-21 | 183,810   | 66     | 2,764   | 2   | 1.5% | 2,847  |        | 1,152,114  | 928,399    | 14.0  |
|                    | <b>Isle of Man</b>            | 19 Mar 2020 | 09-Dec-21 | 12,346    | 116    | 66      | -   | 0.5% | 14,596 |        | 68,406     | 64,873     | 76.0  |
|                    | <b>Tajikistan</b>             | 30 Apr 2020 | 20-Nov-21 | 17,095    | -      | 124     | -   | 0.7% | 183    |        | 3,118,206  | 2,592,830  | 26.6  |
| <b>MIDDLE EAST</b> | <b>UAE</b>                    | 29 Jan 2020 | 09-Dec-21 | 742,567   | 60     | 2,149   | -   | 0.3% | 7,600  | -      | 9,801,529  | 8,832,256  | 88.4  |
|                    | <b>Iran</b>                   | 19 Feb 2020 | 09-Dec-21 | 6,147,872 | 3,228  | 130,524 | 78  | 2.1% | 7,415  | 1,705  | 58,094,169 | 48,149,791 | 56.6  |
|                    | <b>Israel</b>                 | 21 Feb 2020 | 09-Dec-21 | 1,348,749 | 520    | 8,210   | -   | 0.6% | 14,898 | 11,903 | 6,389,878  | 5,786,594  | 62.3  |
|                    | <b>Lebanon</b>                | 21 Feb 2020 | 09-Dec-21 | 685,162   | 1,836  | 8,814   | 10  | 1.3% | 9,994  | -      | 1,983,881  | 1,728,940  | 25.5  |
|                    | <b>Kuwait</b>                 | 24 Feb 2020 | 09-Dec-21 | 413,608   | 20     | 2,466   | -   | 0.6% | 9,831  | 4,360  | 3,304,574  | 3,165,385  | 73.1  |
|                    | <b>Oman</b>                   | 24 Feb 2020 | 09-Dec-21 | 304,679   | 25     | 4,113   | -   | 1.3% | 6,124  |        | 3,310,409  | 2,828,176  | 54.1  |
|                    | <b>Bahrain</b>                | 24 Feb 2020 | 09-Dec-21 | 277,964   | 29     | 1,394   | -   | 0.5% | 16,937 | 12,959 | 1,191,497  | 1,163,885  | 66.6  |
|                    | <b>Iraq</b>                   | 24 Feb 2020 | 09-Dec-21 | 2,086,702 | 510    | 23,943  | 12  | 1.1% | 5,308  | 502    | 7,880,958  | 5,028,072  | 12.2  |
|                    | <b>Qatar</b>                  | 29 Feb 2020 | 09-Dec-21 | 244,867   | 159    | 611     | -   | 0.2% | 8,646  | -      | 2,360,308  | 2,218,292  | 75.7  |
|                    | <b>Saudi Arabia</b>           | 02 Mar 2020 | 09-Dec-21 | 550,088   | 45     | 8,850   | 1   | 1.6% | 1,605  | 1,366  | 24,736,637 | 22,715,883 | 64.3  |

|               |                          |                                     |             |           |         |        |       |       |       |        |            |            |           |      |
|---------------|--------------------------|-------------------------------------|-------------|-----------|---------|--------|-------|-------|-------|--------|------------|------------|-----------|------|
|               | <b>Jordan</b>            | 02 Mar 2020                         | 09-Dec-21   | 998,492   | 5,153   | 11,879 | 29    | 1.2%  | 9,884 | 5,014  | 4,205,348  | 3,800,072  | 37.0      |      |
|               | <b>Palestine</b>         | 05 Mar 2020                         | 09-Dec-21   | 463,573   | 296     | 4,830  | 4     | 1.0%  | 9,894 |        | 1,986,530  | 1,386,990  | 26.6      |      |
|               | <b>Syria</b>             | 22 Mar 2020                         | 07-Dec-21   | 48,801    | -       | 2,788  | -     | 5.7%  | 286   |        | 890,837    | 739,210    | 4.0       |      |
|               | <b>Yemen</b>             | 10 Apr 2020                         | 09-Dec-21   | 10,047    | -       | 1,957  | 1     | 19.5% | 34    |        | 556,652    | 366,587    | 1.2       |      |
| <b>AFRICA</b> | <b>Egypt</b>             | 14 Feb 2020                         | 08-Dec-21   | 365,831   | -       | 20,877 | -     | 5.7%  | 364   |        | 27,979,218 | 16,827,971 | 16.1      |      |
|               | <b>Algeria</b>           | 25 Feb 2020                         | 09-Dec-21   | 212,224   | 177     | 6,126  | 4     | 2.9%  | 493   |        | 6,875,003  | 5,391,232  | 12.1      |      |
|               | <b>Nigeria</b>           | 28 Feb 2020                         | 08-Dec-21   | 215,164   | -       | 2,980  | -     | 1.4%  | 107   | 75     | 7,131,832  | 3,785,359  | 1.8       |      |
|               | <b>Tunisia</b>           | 02 Mar 2020                         | 08-Dec-21   | 718,866   | -       | 25,413 | -     | 3.5%  | 6,147 | 163    | 6,228,209  | 5,291,788  | 44.3      |      |
|               | <b>Morocco</b>           | 02 Mar 2020                         | 09-Dec-21   | 951,092   | 146     | 14,794 | 2     | 1.6%  | 2,608 | 305    | 24,547,579 | 22,844,707 | 61.2      |      |
|               | <b>Senegal</b>           | 02 Mar 2020                         | 09-Dec-21   | 74,054    | 11      | 1,886  | -     | 2.5%  | 454   | 57     | 1,328,153  | 930,046    | 5.4       |      |
|               | <b>South Africa</b>      | 05 Mar 2020                         | 09-Dec-21   | 3,093,452 | 22,388  | 90,060 | 22    | 2.9%  | 5,283 | 799    | 18,157,324 | 15,182,986 | 25.3      |      |
|               | <b>Cameroon</b>          | 06 Mar 2020                         | 08-Dec-21   | 107,549   | -       | 1,823  | -     | 1.7%  | 416   |        | 792,208    | 611,800    | 2.3       |      |
|               | <b>Togo</b>              | 06 Mar 2020                         | 09-Dec-21   | 26,357    | 7       | 243    | -     | 0.9%  | 326   | 125    | 1,281,856  | 649,079    | 7.7       |      |
|               | <b>Burkina Faso</b>      | 09 Mar 2020                         | 07-Dec-21   | 16,334    | -       | 290    | -     | 1.8%  | 80    |        | 442,769    | 323,767    | 1.5       |      |
|               |                          | <b>Democratic Republic of Congo</b> | 10 Mar 2020 | 07-Dec-21 | 59,175  | -      | 1,113 | -     | 1.9%  | 68     |            | 162,994    | 68,345    | 0.1  |
|               |                          | <b>Ivory Coast</b>                  | 11 Mar 2020 | 08-Dec-21 | 61,857  | -      | 706   | -     | 1.1%  | 241    | 80         | 3,120,320  | 1,408,460 | 5.2  |
|               |                          | <b>Reunion</b>                      | 11 Mar 2020 | 07-Dec-21 | 63,863  | -      | 391   | -     | 0.6%  | 8,220  |            |            |           |      |
|               |                          | <b>Ghana</b>                        | 13 Mar 2020 | 01-Dec-21 | 131,246 | -      | 1,228 | -     | 0.9%  | 431    | -          | 2,651,463  | 842,225   | 2.7  |
|               |                          | <b>Guinea</b>                       | 13 Mar 2020 | 04-Dec-21 | 30,798  | -      | 388   | -     | 1.3%  | 241    |            | 1,680,365  | 813,477   | 6.0  |
|               |                          | <b>Gabon</b>                        | 13 Mar 2020 | 07-Dec-21 | 37,551  | -      | 281   | -     | 0.7%  | 1,728  | 561        | 186,639    | 142,082   | 6.2  |
|               |                          | <b>Sudan</b>                        | 13 Mar 2020 | 08-Dec-21 | 44,406  | -      | 3,201 | -     | 7.2%  | 104    |            | 2,782,463  | 1,234,386 | 2.8  |
|               |                          | <b>Kenya</b>                        | 13 Mar 2020 | 09-Dec-21 | 255,796 | 144    | 5,339 | 2     | 2.1%  | 487    | -          | 5,078,363  | 3,055,726 | 5.6  |
|               |                          | <b>Ethiopia</b>                     | 13 Mar 2020 | 09-Dec-21 | 372,711 | 123    | 6,819 | 3     | 1.8%  | 333    | 30         | 8,833,591  | 1,453,446 | 1.2  |
|               |                          | <b>Central African Republic</b>     | 14 Mar 2020 | 02-Dec-21 | 11,742  | -      | 101   | -     | 0.9%  | 247    |            | 375,096    | 334,906   | 6.8  |
|               |                          | <b>Seychelles</b>                   | 14 Mar 2020 | 09-Dec-21 | 23,806  | 269    | 129   | 2     | 0.5%  | 24,385 |            | 81,937     | 77,951    | 78.8 |
|               |                          | <b>Rwanda</b>                       | 14 Mar 2020 | 09-Dec-21 | 100,517 | 53     | 1,344 | -     | 1.3%  | 796    | 1,435      | 5,987,745  | 3,452,598 | 26.0 |
|               |                          | <b>Namibia</b>                      | 14 Mar 2020 | 09-Dec-21 | 130,230 | 179    | 3,575 | 1     | 2.7%  | 5,221  | 615        | 366,698    | 307,891   | 11.9 |
|               |                          | <b>Swaziland</b>                    | 14 Mar 2020 | 09-Dec-21 | 50,337  | 1,084  | 1,248 | -     | 2.5%  | 4,384  |            | 302,675    | 282,886   | 24.1 |
|               |                          | <b>Mauritania</b>                   | 14 Mar 2020 | 09-Dec-21 | 39,704  | 35     | 846   | 2     | 2.1%  | 877    | -          | 1,097,581  | 697,886   | 14.6 |
|               |                          | <b>Mayotte</b>                      | 14 Mar 2020 | 07-Dec-21 | 21,043  | -      | 185   | -     | 0.9%  | 13,231 |            |            |           |      |
|               | <b>Equatorial Guinea</b> | 15 Mar 2020                         | 02-Dec-21   | 13,599    | -       | 175    | -     | 1.3%  | 1,003 | 241    | 247,933    | 198,691    | 13.7      |      |
|               | <b>Republic of Congo</b> | 15 Mar 2020                         | 07-Dec-21   | 19,066    | -       | 359    | -     | 1.9%  | 354   |        | 521,700    | 129,711    | 2.3       |      |
|               | <b>Benin</b>             | 16 Mar 2020                         | 01-Dec-21   | 24,863    | -       | 161    | -     | 0.6%  | 211   | -      | 774,881    | 652,351    | 5.2       |      |
|               | <b>Liberia</b>           | 16 Mar 2020                         | 05-Dec-21   | 5,832     | -       | 287    | -     | 4.9%  | 118   |        | 506,647    | 476,276    | 9.2       |      |
|               | <b>Tanzania</b>          | 16 Mar 2020                         | 08-Dec-21   | 26,309    | -       | 734    | -     | 2.8%  | 45    |        | 1,592,897  | 1,078,102  | 1.8       |      |
|               | <b>Somalia</b>           | 16 Mar 2020                         | 02-Dec-21   | 23,051    | -       | 1,331  | -     | 5.8%  | 149   |        | 589,128    | 564,612    | 3.5       |      |
|               | <b>Gambia</b>            | 17 Mar 2020                         | 08-Dec-21   | 9,998     | -       | 342    | -     | 3.4%  | 426   | 66     | 239,974    | 226,037    | 9.1       |      |

|                              |             |           |                    |                |                  |              |             |       |     |           |           |      |  |
|------------------------------|-------------|-----------|--------------------|----------------|------------------|--------------|-------------|-------|-----|-----------|-----------|------|--|
| <b>Zambia</b>                | 17 Mar 2020 | 09-Dec-21 | 210,562            | 126            | 3,668            | -            | 1.7%        | 1,179 | 272 | 806,611   | 772,582   | 4.1  |  |
| <b>Mauritius</b>             | 18 Mar 2020 | 09-Dec-21 | 22,393             | 83             | 455              | -            | 2.0%        | 1,769 |     | 916,524   | 914,936   | 71.9 |  |
| <b>Djibouti</b>              | 18 Mar 2020 | 09-Dec-21 | 13,514             | 5              | 188              | -            | 1.4%        | 1,388 |     | 78,388    | 26,087    | 2.6  |  |
| <b>Niger</b>                 | 19 Mar 2020 | 09-Dec-21 | 7,131              | 12             | 265              | -            | 3.7%        | 31    |     | 507,223   | 464,413   | 1.9  |  |
| <b>Chad</b>                  | 19 Mar 2020 | 30-Nov-21 | 5,701              | -              | 181              | -            | 3.2%        | 36    |     | 198,522   | 76,504    | 0.5  |  |
| <b>Zimbabwe</b>              | 20 Mar 2020 | 07-Dec-21 | 145,632            | -              | 4,718            | -            | 3.2%        | 994   | 296 | 3,908,712 | 2,926,134 | 19.4 |  |
| <b>Cape Verde</b>            | 20 Mar 2020 | 09-Dec-21 | 38,482             | 12             | 351              | -            | 0.9%        | 6,998 |     | 299,770   | 250,238   | 44.5 |  |
| <b>Madagascar</b>            | 20 Mar 2020 | 03-Dec-21 | 44,800             | -              | 972              | -            | 2.2%        | 166   | -   | 589,003   | 541,160   | 1.9  |  |
| <b>Uganda</b>                | 21 Mar 2020 | 07-Dec-21 | 127,796            | -              | 3,263            | -            | 2.6%        | 289   | 104 | 3,838,439 | 912,983   | 1.9  |  |
| <b>Eritrea</b>               | 21 Mar 2020 | 09-Dec-21 | 7,583              | 50             | 62               | -            | 0.8%        | 214   |     |           |           |      |  |
| <b>Angola</b>                | 21 Mar 2020 | 08-Dec-21 | 65,332             | -              | 1,735            | -            | 2.7%        | 205   |     | 6,737,721 | 3,280,340 | 9.7  |  |
| <b>Mozambique</b>            | 22 Mar 2020 | 09-Dec-21 | 152,586            | 260            | 1,941            | -            | 1.3%        | 502   | -   | 6,685,501 | 4,114,267 | 12.8 |  |
| <b>Libya</b>                 | 24 Mar 2020 | 08-Dec-21 | 376,873            | -              | 5,529            | -            | 1.5%        | 5,561 |     | 1,737,773 | 700,473   | 10.1 |  |
| <b>Guinea-Bissau</b>         | 25 Mar 2020 | 07-Dec-21 | 6,445              | -              | 149              | -            | 2.3%        | 336   |     | 368,424   | 20,202    | 1.0  |  |
| <b>Mali</b>                  | 25 Mar 2020 | 09-Dec-21 | 18,329             | 76             | 622              | 1            | 3.4%        | 93    |     | 822,145   | 348,728   | 1.7  |  |
| <b>Botswana</b>              | 30 Mar 2020 | 03-Dec-21 | 195,552            | -              | 2,420            | -            | 1.2%        | 8,489 | 429 | 921,104   | 508,980   | 21.2 |  |
| <b>Sierra Leone</b>          | 31 Mar 2020 | 07-Dec-21 | 6,405              | -              | 121              | -            | 1.9%        | 82    |     | 747,044   | 385,232   | 4.7  |  |
| <b>Burundi</b>               | 31 Mar 2020 | 08-Dec-21 | 20,610             | -              | 14               | -            | 0.1%        | 179   |     | 1,834     | 1,000     | 0.0  |  |
| <b>Malawi</b>                | 02 Apr 2020 | 09-Dec-21 | 62,088             | 35             | 2,307            | -            | 3.7%        | 333   | -   | 1,218,720 | 622,676   | 3.2  |  |
| <b>South Sudan</b>           | 05 Apr 2020 | 08-Dec-21 | 12,842             | -              | 133              | -            | 1.0%        | 116   | -   | 219,733   | 172,441   | 1.5  |  |
| <b>Sao Tome and Principe</b> | 06 Apr 2020 | 08-Dec-21 | 3,733              | -              | 57               | -            | 1.5%        | 1,736 |     | 85,356    | 47,349    | 21.2 |  |
| <b>Comoros</b>               | 30 Apr 2020 | 08-Dec-21 | 4,556              | -              | 151              | -            | 3.3%        | 535   |     | 281,946   | 241,310   | 27.2 |  |
| <b>Lesotho</b>               | 13May 2020  | 02-Dec-21 | 21,838             | -              | 663              | -            | 3.0%        | 1,028 |     | 626,669   | 618,414   | 28.6 |  |
|                              |             |           | <b>254,605,110</b> | <b>512,257</b> | <b>5,005,870</b> | <b>5,139</b> | <b>2.0%</b> |       |     |           |           |      |  |

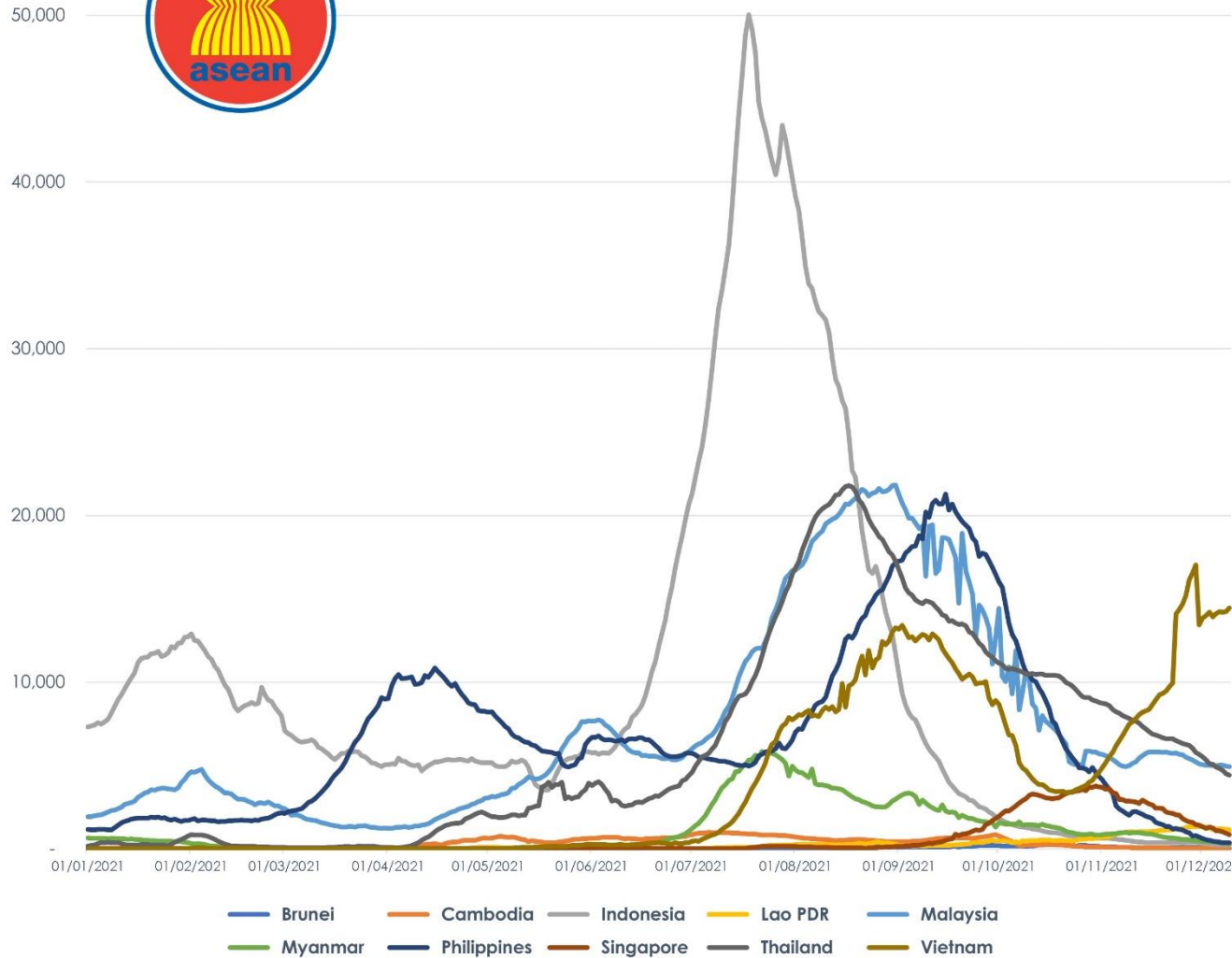
# COVID-19 Epi curve among ASEAN Countries

as of 9 December 2021



# 7-Day Rolling Average of COVID-19 new cases

as of 9 December 2021

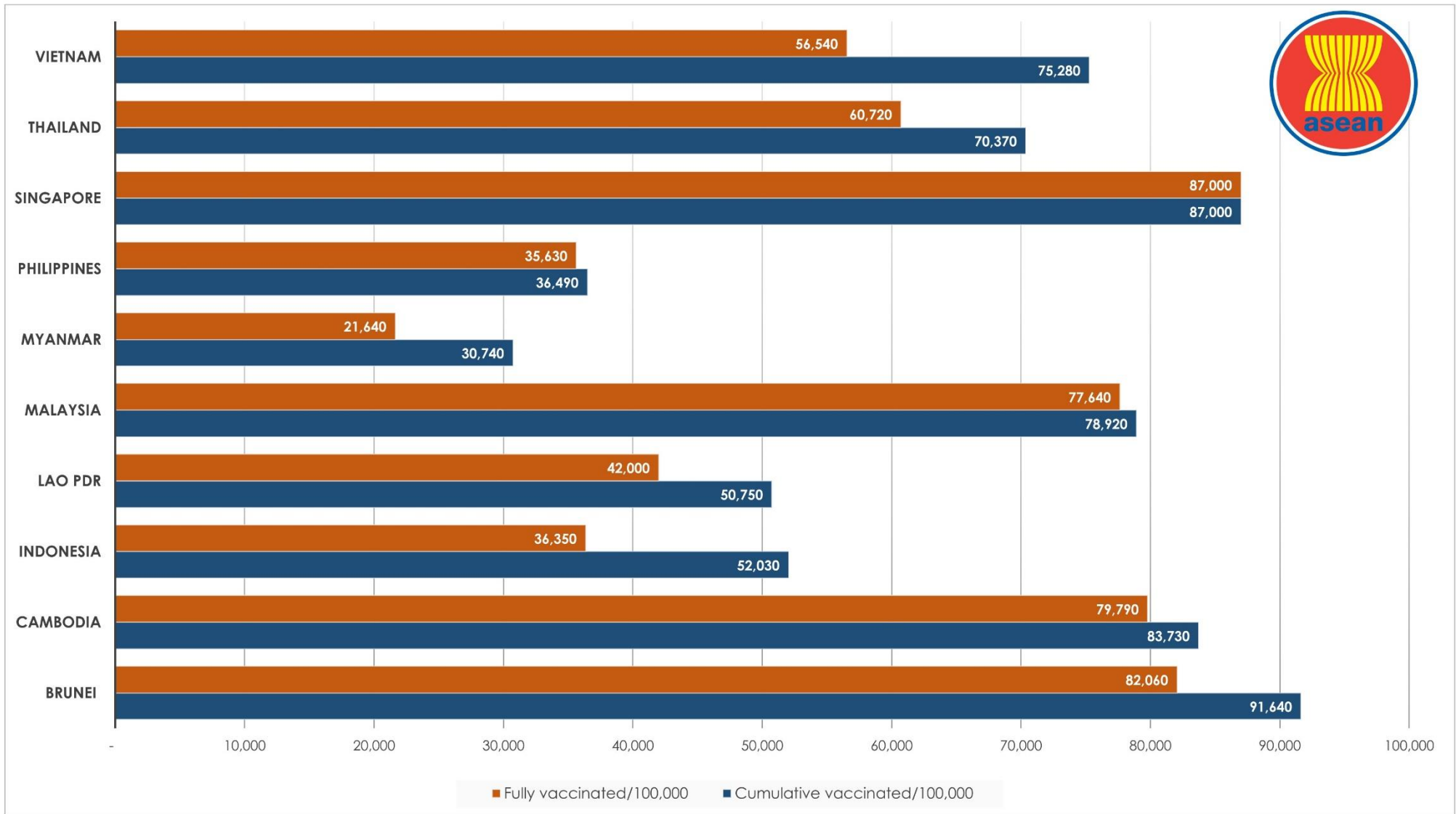


| ASEAN Country | New Cases Rate of Change 7-Day Window* | P-value |
|---------------|--|---------|
| Brunei        | -1.31                                  | 0.131   |
| Cambodia      | -0.99                                  | 0.001   |
| Indonesia     | -8.41                                  | 0.001   |
| Lao PDR       | -10.15                                 | 0.066   |
| Malaysia      | -9.78                                  | 0.187   |
| Myanmar       | -21.59                                 | 0.006   |
| Philippines   | -22.37                                 | 0.001   |
| Singapore     | -73.98                                 | 0       |
| Thailand      | -123.11                                | 0       |
| Vietnam       | 51.59                                  | 0.084   |

\*Beta coefficient of linear line of best fit; equal to the rate of change in the 7-day rolling average of new cases over the past 7 days (as of December 9, 2021)

# COVID-19 Vaccination Status


as of 9 December 2021

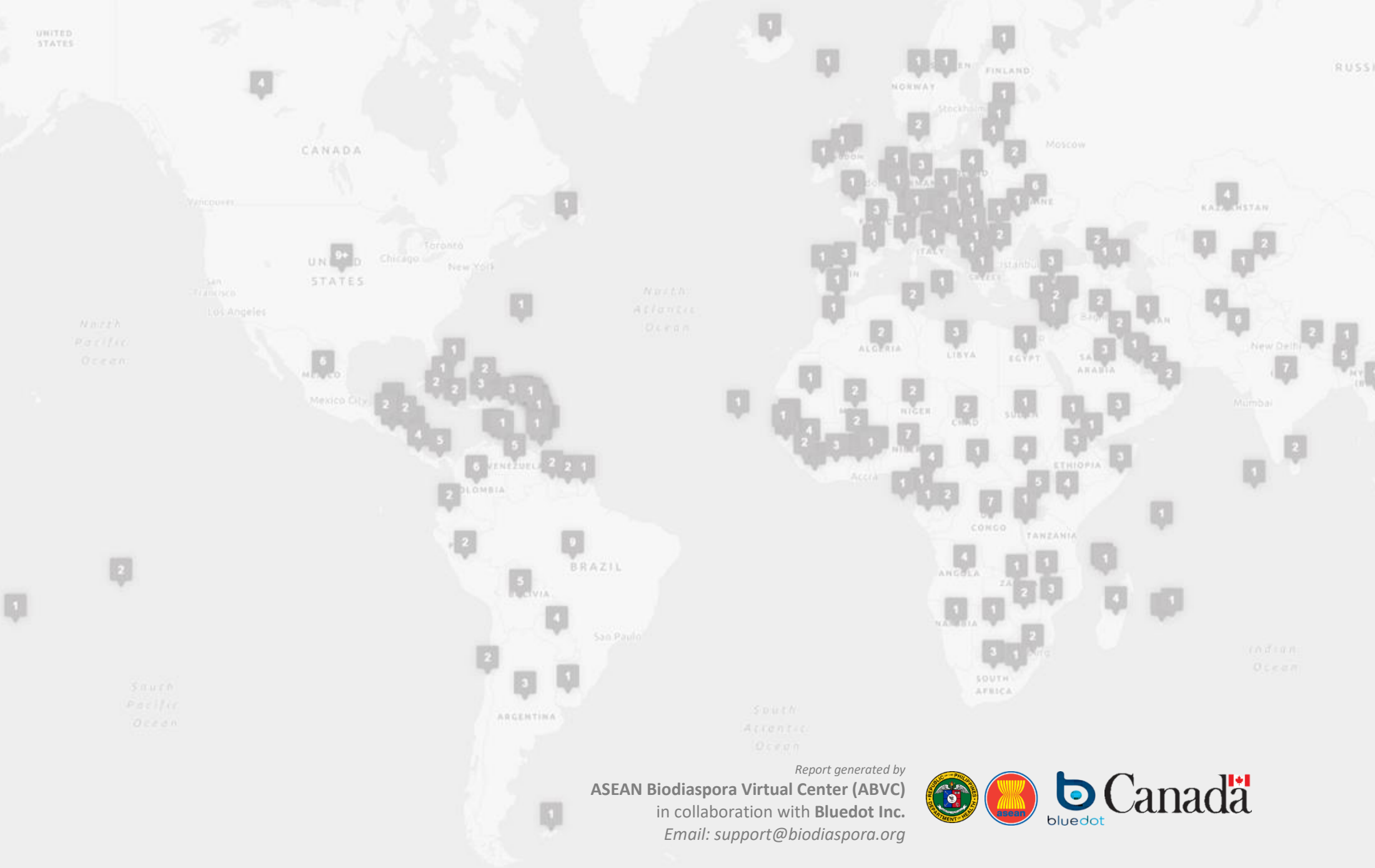




# Outlook Assessment

as of 7 December 2021

| <br><b>ASEAN<br/>MEMBER<br/>STATE</b> | REQUIREMENT   |   |   |   |   |                              |  |                              |
|--|---|---|---|---|---|------------------------------|--|------------------------------|
|  | At least <b>80% of the high-risk population has been vaccinated</b> with at least one dose of a COVID-19 vaccine. |   | At least <b>65% of the total population has a level of immunity</b> to COVID-19; either recovered from COVID-19 or have been vaccinated with at least one dose of a COVID-19 vaccine. |   | Case levels are generally low (a 7-day rolling average number of daily new cases that is <10 cases per 100,000, with each day's past-14-day test positivity is consistently <5%). |                              | Government Policy on containment and health (strictness and comprehensiveness in COVID-19 related government policies) |                              |
|  | % of High risk population fully vaccinated  | Population vaccinated/day (7-day average) | % of Total population fully vaccinated  | Population vaccinated/day (7-day average) | Daily cases/100,000   | Test positivity last 14 days | Containment and health index score - Oxford COVID-19 Government Response Tracker (OxCGRT)                              | Change over the past 30 days |
| Brunei   | 87.8  | 0.33%/day                                 | 80.8  | 0.33%/day                                 | 4.38  | Unknown                      | 82.1/100   | 0.0                          |
| Cambodia   | >90.0   | 0%/day                                    | 85.1  | 0.19%/day                                 | 0.12  | Unknown                      | 64.6   | +1.8                         |
| Indonesia  | >90.0   | 0%/day                                    | 38.2  | 0.25                                      | 0.09  | 0.1                          | 58.4/100   | +1.8                         |
| Lao PDR  | >90.0   | 0%/day                                    | 45.9  | unknown                                   | 16.19   | 28.2                         | 70.0/100   | -4.8                         |
| Malaysia   | >90.0   | 0%/day                                    | 78.1  | 0.02%/day                                 | 15.55   | 4.3                          | 58.6/100   | 0.0                          |
| Myanmar  | 61.9  | unknown-                                  | 22.0  | Unknown                                   | 0.48  | Unknown                      | 73.6/100   | -8.3                         |
| Philippines  | >90.0   | 0.59%/day                                 | 37.5  | 0.59%/day                                 | 0.34  | 1.8                          | 54.8/100   | 0.0                          |
| Singapore  | >90.0   | 0%/day                                    | 88.9  | unknown                                   | 14.68   | unknown                      | 64.3/100   | 0.0                          |
| Thailand   | >90.0   | 0%/day                                    | 61.7  | 0.48%/day                                 | 6.49  | 13.8                         | 55.4/100   | -9.5                         |
| Vietnam  | 63.5  | 0.61%/day                                 | 59.3  | 0.61%/day                                 | 14.74   | 9.4                          | 73.5/100   | 0.0                          |



Report generated by  
**ASEAN Biodiaspora Virtual Center (ABVC)**  
in collaboration with **Bluedot Inc.**  
Email: [support@biodiaspora.org](mailto:support@biodiaspora.org)

