

# COVID-19 Situational Report in the ASEAN Region

ASEAN BioDiaspora Virtual Center (ABVC)

as of November 1, 2021



Canada



# COVID-19: Highlights and Situation Overview

## Global Update

- Worldwide, there have been over 247 million cases and over 5 million deaths attributed to COVID-19.
- According to the World Health Organization (WHO), during the week of October 18 to 24, globally there was 2.9 million new cases, marking a slight increase (4%) in new cases when compared to the previous week. With 49,000 new deaths, there was also a slight increase (5%) in new deaths when compared to last week. The European region was the only region to report an increase in new cases and accounted for 57% of global new weekly cases. An increase in new deaths was reported in both the European region (14%) and the South-East Asian region (13%). Based on the BlueDot COVID-19 Data Suite, as of October 28, the top five countries with the highest seven-day rolling average number of daily new cases are the United States, United Kingdom, Russia, Turkey, and Ukraine. The top five countries with the highest seven-day rolling average number of daily new cases per million population are Latvia, Faroe Islands, Anguilla, Barbados, and Estonia. As of October 28, Europe is the continent with the largest proportion of countries (37%, or 19 out of 51) with a high incidence rate (>350 per 100,000 over the past 14 days) and a stable or increasing trend in daily new cases over the last seven days. Additionally, Europe has the highest proportion of countries (29%, 15 out of 51) with a low (<=140) to moderate (140.1 - 350) incidence rate and an increasing trend in new cases over the last seven days, followed closely by Asia (27%, 13 out of 48). Africa is the continent with the highest proportion of countries (84%, 47 out of 56) reporting a low incidence rate (<= 140) with a stable or decreasing trend in new cases.
- In a follow-up on the most recent variant under investigation (VUI), the Delta variant sub-lineage, AY.4.2 (B.1.617.2.3), continues on an increasing trajectory and geographical expansion. According to outbreak.info, as of October 25, 23,407 sequences of AY.4.2 have been identified globally, with 93% (21,848) of those sequences occurring in the UK. Worldwide, the AY.4.2 sequence has been detected in 42 countries and 33 U.S. states. The worldwide, seven-day rolling average percent of AY.4.2-positive sequences reported has increased from 4% as of October 1 to 7% as of October 20. Although the Delta variant (B.1.617.2) continues to be the most predominant strain, on October 22 the United Kingdom (UK) deemed the AY.4.2 sub-lineage as a VUI, mostly due to its reported growth rate of 17% when compared to other circulating variants. In addition, new information reveals that there might be a higher secondary attack rate of 12.4% for household contacts when compared with 11.1% for the original Delta strain (B.1.617.2). This means that, within the same household, there may be a higher chance of the AY.4.2 strain passing from one individual to another when compared to the Delta strain. However, for non-household settings, the secondary attack rate for AY.4.2 is similar to Delta and this may explain why the sub-lineage has not taken off at a greater rate. Though there are still unknowns about the lineage, there are concerns that this sub-lineage could be more infectious and spread rapidly. While there is little to no evidence that AY.4.2 can evade vaccine-induced immunity, what is known is that the lineage contains a concerning mutation (A1711V), which affects the virus's Nsp3 protein, which plays a number of roles in viral replication and could lead to higher transmission.

## Regional Update

- Laos government has in general extended COVID-19 control measures for another 15 days but has lifted some restrictions in order to ease the economic impacts, such as the reopening of more schools and factories. According to the government spokesperson, most of the existing measures will remain in force from October 31 until November 14. Retail shops, supermarkets, minimarts and fresh markets may remain open but vendors and shoppers must comply with government guidelines on the wearing of face masks, use of hand sanitizer, and physical distancing of at least one metre. Beauty salons, barber shops and massage parlors can remain open in non-red zone areas but staff and customers must be fully vaccinated and strictly comply with all COVID-19 control measures. Restaurants and cafes in areas that are virus-free may remain open and provide dine-in services but tables must be placed at least 1 metre apart and staff and customers must be fully inoculated. Restaurants located in red zones may only offer takeaway services. Factories and businesses outside of red zones may reopen but employees must not come from red zone villages. Factories are encouraged to house their staff on site to prevent the spread of the virus. Conferences may take place in virus-free areas but attendees must comply with all Covid control measures. The organizers of meetings in the provinces must first obtain authorization from the local COVID-19 taskforce.
- Philippines's capital, Metro Manila, will remain under alert level 3 until November 14 even though the number of COVID-19 cases is falling in the capital region. The decision was made amid expectations in the private sector and the Interior and Local Government department that Metro Manila would be downgraded to Alert Level 2. This is to ensure that the opening of the economy is done gradually. In a related development, the presidential spokesperson said that the pandemic task force has also approved the recommendation of the Department of Transportation (DOTr) to allow the gradual increase of passenger capacity in public transportation for road-based and rail transportation in Metro Manila and its adjacent provinces from 70% to full capacity starting November 4. The DOTr, through its relevant attached agencies, will issue the necessary memoranda to execute the IATF approval on the gradual increase in passenger capacity while implementing strictly health and safety protocols to help prevent the spread of COVID-19.

## Vaccine Update

- A total of 10 countries accounted for 68.7% of all vaccinations administered globally as of October 28. The top five countries/territories with the highest number of cumulative people vaccinated with at least one dose per 100,000 population are Gibraltar (120,350), Palau (100,210), United Arab Emirates (96,320), Portugal (88,630), and Cuba (86,770). Conversely, the top five countries with the lowest number of cumulative people vaccinated with at least one dose per 100,000 population are the Burundi (0), Congo (120), Haiti (690), South Sudan (750), and Chad (920).
- Cambodia's Ministry of Health announced that the country will begin to inoculate five-year-old children across the country with China's Sinovac COVID-19 vaccine starting November 1. Five-year-old children in all 25 cities and provinces will receive two doses of Sinovac vaccine from November 1 onwards and an interval between the first and second doses is 28 days. The latest move came after the country has administered at least one dose of COVID-19 vaccines to 13.7 million people aged six years and older, or 85.6% of its 16-million population. Of them, 13.05 million or 81.6% have been fully inoculated with both required shots, and 1.83 million or 11.4%, have taken a third dose or booster dose.

### Travel Advisories (new update/s)

- Brunei: The Prime Minister's Office (PMO) stated in a statement that temporary suspension on cross-border activities has been extended by 15 days from November 1 to November 15. It applies to the entry of foreign nationals via land and sea ports, including transits through the Sultanate, except for entry and transit travels that have been granted approval by the Government of Brunei. Entry and transits through the Sultanate may only be considered for transit vehicles with permits issued by the Government of Brunei, provided that travellers have attained endorsement from local authorities for their travels, and will be subject to existing entry conditions and procedures. The movement allowed are for the purpose of: official government travel; students who are required to attend school; emergency services (such as ambulances, police and military); and vaccinated foreign-registered transport operators with cross-country permits issued by the government for import deliveries of essential goods. The suspension also applies to the collection and delivery of private goods at border checkpoints handled by runners registered in the Sultanate, and entry and exit-country travels of commuters via land and sea ports for the purpose of work. The conditions for the consideration of entry and exit travel are subject to review by the COVID-19 Steering Committee.
- Singapore: Vaccinated Singaporeans will be able to travel to parts of Australia and back without quarantine in either country starting November 21. The deal was finalized between Australian Prime Minister Scott Morrison and Singapore Prime Minister Lee Hsien Loong on the sidelines of the Group of 20 (G-20) summit in Rome. Singapore announced the start of a Vaccinated Travel Lane (VTL) earlier this month that will allow vaccinated travellers from Australia to enter Singapore without having to serve a stay-home notice starting November 8. With Australia also opening up from November 21, a vaccinated Singaporean will be able to depart for New South Wales and return without having to serve 14-day quarantine.
- Laos: Foreigners who travel to Laos and wish to travel to another province must submit their travel documents and a 14-day quarantine certificate to the COVID-19 taskforce to seek authorization to travel, but will not have to undergo further quarantine in their destination province. Meanwhile, local and international border crossings will remain closed and no tourist visas will be issued.
- Thailand: Airports of Thailand (AOT) is getting Bangkok's Suvarnabhumi Airport ready for the November 1 reopening of selected tourist provinces under the government's plan to jumpstart the tourism industry. Under the plan, visitors travelling by air from 46 low-risk countries will not have to quarantine, but must prove they have received both jabs of an approved COVID-19 vaccine at least 14 days before flying. They are also required to provide a negative RT-PCR test taken no more than 72 hours before flying. AOT added that it has installed 196 CUSS (common use self-service) and 46 CUBD (common use bag drop) kiosks at Suvarnabhumi Airport, which comply with standards set by the International Air Transport Association (IATA).

### Cases and Deaths as of 31 October 2021

- As of 31 October 2021 (2PM, GMT+8), worldwide, there were **247,503,202** confirmed cases, including **5,016,398** deaths. Globally, Case Fatality Rate (CFR) was **2.0**.
- In **China**, there were **125,917** confirmed cases with **5,696** deaths, including deaths in Hong Kong (213) and Taiwan (847). Confirmed cases in China include confirmed cases in Hong Kong (12,346), Macau (77), and Taiwan (16,406). CFR was **4.5**.
- **13,175,660 confirmed cases** of COVID-19 have been reported in the ASEAN region with a total of **278,426 deaths**, with a CFR of **2.1**.

REGION	COUNTRY	FIRST CONFIRMED CASE(S)	LATEST REPORT ON CONFIRMED CASE(S)	TOTAL CONFIRMED CASES	NEW CASES (7-DAY ROLLING AVERAGE)	TOTAL DEATHS	NEW DEATHS (7-DAY ROLLING AVERAGE)	CASE FATALITY RATE	CUMULATIVE CASES/100,000	NUMBER OF TESTS LAST 14 DAYS/100,000	CUMULATIVE VACCINATED	CUMULATIVE FULLY VACCINATED	FULLY VACCINATED / 100
ASEAN REGION	Brunei	10-Mar-20	30-Oct-21	13,065	110 (166)	87	1 (1)	0.7%	3,015		348,782	243,831	55.2
	Cambodia	27-Jan-20	30-Oct-21	118,427	106 (112)	2,781	8 (8)	2.3%	718	-	13,673,478	13,009,481	76.8
	Indonesia	02-Mar-20	30-Oct-21	4,243,835	620 (634)	143,388	27 (30)	3.4%	1,568	-	117,689,114	72,061,077	26.1
	Lao PDR	24-Mar-20	30-Oct-21	39,586	858 (657)	62	1 (2)	0.2%	552	591	3,251,958	2,776,646	37.6
	Malaysia	25-Jan-20	30-Oct-21	2,466,663	- (4,966)	28,876	- (68)	1.2%	7,702	3,441	25,432,077	24,165,940	73.7
	Myanmar	23-Mar-20	30-Oct-21	499,321	716 (821)	18,664	20 (22)	3.7%	924	334	12,387,573	5,701,536	10.4
	Philippines	30-Jan-20	30-Oct-21	2,783,896	3,953 (4,604)	43,044	423 (208)	1.5%	2,575	453	27,836,530	26,803,677	24.1
	Singapore	23-Jan-20	30-Oct-21	192,099	4,248 (3,777)	380	16 (12)	0.2%	3,368	6,808	4,759,748	4,703,751	79.8
	Thailand	13-Jan-20	30-Oct-21	1,903,165	9,224 (8,862)	19,158	88 (66)	1.0%	2,733	472	41,075,152	29,469,487	42.1
	Vietnam	23-Jan-20	30-Oct-21	915,603	5,227 (4,387)	22,030	64 (59)	2.4%	949	804	55,578,783	23,361,620	23.8
				<b>13,175,660</b>	<b>25,062</b>	<b>278,470</b>	<b>648</b>	<b>2.1%</b>					

- **234,207,479 confirmed cases** of COVID-19 have been reported in **222 countries/states** (other than China, Hong Kong, Taiwan, Macau, and ASEAN countries):

REGION	COUNTRY	FIRST CONFIRMED CASE(S)	LATEST REPORT ON CONFIRMED CASE(S)	TOTAL CONFIRMED CASES	NEW CASES	TOTAL DEATHS	NEW DEATHS	CASE FATALITY RATE	CUMULATIVE CASES/100,000	NUMBER OF TESTS LAST 14 DAYS/100,000	CUMULATIVE IMMUNIZED	CUMULATIVE FULLY VACCINATED	FULLY VACCINATED/100
ASIA PACIFIC	Japan	16 Jan 2020	30-Oct-21	1,719,324	287	18,172	7	1.1%	1,362	394	97,711,358	90,154,382	71.5
	South Korea	20 Jan 2020	30-Oct-21	362,639	2,103	2,830	13	0.8%	701	1,017	41,097,656	38,290,846	74.6
	Nepal	24 Jan 2020	30-Oct-21	812,194	297	11,399	11	1.4%	2,839	310	8,621,449	6,647,322	22.4
	Australia	25 Jan 2020	30-Oct-21	169,355	1,532	1,722	14	1.0%	660	8,514	19,123,567	16,363,567	63.5
	Sri Lanka	27 Jan 2020	30-Oct-21	539,981	565	13,725	19	2.5%	2,477	310	15,262,192	13,319,379	62.0
	India	30 Jan 2020	30-Oct-21	34,272,677	12,958	458,219	446	1.3%	2,508	1,073	729,199,887	322,508,748	23.2
	Afghanistan	24 Feb 2020	30-Oct-21	156,210	14	7,272	3	4.7%	411		2,412,261	2,057,313	5.2
	Pakistan	26 Feb 2020	30-Oct-21	1,272,345	658	28,439	8	2.2%	588	259	70,139,040	40,016,932	17.8
	New Zealand	28 Feb 2020	30-Oct-21	6,285	161	28	-	0.4%	128	6,185	3,693,489	3,111,805	64.0
	Bhutan	05 Mar 2020	28-Oct-21	2,621	-	3	-	0.1%	343	2,318	586,321	518,135	66.4
	Maldives	07 Mar 2020	28-Oct-21	87,487	-	243	-	0.3%	16,477	7,658	394,099	354,759	65.3
	Bangladesh	08 Mar 2020	30-Oct-21	1,569,328	166	27,862	8	1.8%	963	117	40,281,045	20,590,638	12.4
Mongolia	10 Mar 2020	30-Oct-21	358,208	1,443	1,722	11	0.5%	11,107	3,280	2,255,155	2,139,222	64.3	

	<b>Turkey</b>	10 Mar 2020	30-Oct-21	8,009,040	23,096	70,410	203	0.9%	9,600	4,667	55,355,972	48,563,435	57.1
	<b>French Polynesia</b>	12 Mar 2020	29-Oct-21	46,716	-	636	-	1.4%	16,727		156,445	147,185	52.1
	<b>Guam</b>	15 Mar 2020	29-Oct-21	18,151	-	238	-	1.3%	10,850		132,072	120,972	73.0
	<b>New Caledonia</b>	17 Mar 2020	30-Oct-21	10,948	39	264	-	2.4%	3,804		174,092	150,374	52.2
	<b>Fiji</b>	18 Mar 2020	29-Oct-21	52,141	-	674	-	1.3%	5,859	-	624,413	541,638	60.0
	<b>Papua New Guinea</b>	21 Mar 2020	28-Oct-21	29,108	-	367	-	1.3%	332	-	183,856	106,657	1.2
	<b>Timor Leste</b>	21 Mar 2020	30-Oct-21	19,789	2	122	-	0.6%	1,530	158	543,053	353,922	26.3
	<b>Northern Mariana Islands</b>	28 Mar 2020	29-Oct-21	307	-	3	-	1.0%	537		36,406	34,845	61.3
	<b>North Korea</b>	24 Jul 2020	25-Jul-20	1	-	-	-	0.0%	0				
	<b>Solomon Islands</b>	03 Oct 2020	16-Apr-21	20	-	-	-	0.0%	3		121,778	31,054	4.4
	<b>Wallis et Futuna</b>	17 Oct 2020	06-May-21	445	-	7	-	1.6%	2,777		5,897	5,464	49.3
	<b>Marshall Islands</b>	26 Oct 2020	17-Nov-20	4	-	-	-	0.0%	7		24,116	20,292	34.7
	<b>Vanuatu</b>	11 Nov 2020	24-Oct-21	6	-	1	-	16.7%	2		65,982	30,554	9.7
	<b>Samoa</b>	18 Nov 2020	12-Feb-21	3	-	-	-	0.0%	2		115,545	78,596	39.3
	<b>Micronesia</b>	11 Jan 2021	11-Jan-21	1	-	-	-	0.0%	1		45,918	40,322	38.9
	<b>Palau</b>	31 May 2021	08-Oct-21	8	-	-	-	0.0%	44		17,955	15,691	87.6
<b>AMERICAS</b>	<b>USA</b>	21 Jan 2020	30-Oct-21	46,796,110	24,131	766,078	356	1.6%	14,257	2,281	221,348,530	191,997,869	57.1
	<b>Canada</b>	25 Jan 2020	30-Oct-21	1,713,303	1,191	28,964	13	1.7%	4,508	2,455	29,823,191	28,224,384	74.1
	<b>Brazil</b>	26 Feb 2020	29-Oct-21	21,797,944	-	607,722	-	2.8%	10,294	-	159,200,858	118,280,562	55.3
	<b>Mexico</b>	28 Feb 2020	29-Oct-21	3,802,287	-	287,951	-	7.6%	2,980	111	71,366,205	55,942,853	43.0
	<b>Saint Martin</b>	01 Mar 2020	29-Oct-21	3,872	-	56	-	1.4%	10,189				
	<b>Ecuador</b>	01 Mar 2020	26-Oct-21	515,859	-	32,958	-	6.4%	2,969	169	11,800,967	10,090,387	56.4
	<b>Dominican Republic</b>	01 Mar 2020	30-Oct-21	380,974	759	4,129	3	1.1%	3,548	561	6,710,320	5,311,756	48.5
	<b>Chile</b>	03 Mar 2020	30-Oct-21	1,692,877	2,142	37,743	14	2.2%	8,932	3,268	16,289,028	14,686,366	76.4
	<b>Argentina</b>	03 Mar 2020	29-Oct-21	5,287,447	-	115,935	-	2.2%	11,766	570	33,933,654	25,826,269	56.6
	<b>Peru</b>	05 Mar 2020	29-Oct-21	2,199,876	-	200,197	-	9.1%	6,767	252	18,701,882	15,228,872	45.7
	<b>Costa Rica</b>	06 Mar 2020	29-Oct-21	559,698	-	7,029	-	1.3%	11,088	345	3,597,302	2,527,143	49.2

<b>Colombia</b>	06 Mar 2020	29-Oct-21	4,999,048	-	127,225	-	2.5%	9,931	817	29,772,400	21,005,191	41.0
<b>French Guiana</b>	06 Mar 2020	28-Oct-21	44,554	-	306	-	0.7%	22,789				
<b>Martinique</b>	06 Mar 2020	17-Oct-21	42,634	-	670	-	1.6%	9,848				
<b>Paraguay</b>	07 Mar 2020	29-Oct-21	460,974	-	16,245	-	3.5%	6,544	282	2,919,121	2,361,819	32.7
<b>Panama</b>	10 Mar 2020	29-Oct-21	472,398	-	7,315	-	1.5%	11,125	1,598	2,975,590	2,371,160	54.1
<b>Bolivia</b>	10 Mar 2020	28-Oct-21	512,460	-	18,915	-	3.7%	4,451	518	4,528,664	3,831,087	32.4
<b>Honduras</b>	11 Mar 2020	29-Oct-21	375,381	-	10,240	-	2.7%	3,852		3,886,595	2,968,472	29.5
<b>Cuba</b>	11 Mar 2020	30-Oct-21	951,325	712	8,230	7	0.9%	8,394	-	9,842,563	7,140,556	63.1
<b>Guyana</b>	11 Mar 2020	29-Oct-21	35,444	-	910	-	2.6%	4,528		377,614	237,997	30.1
<b>Jamaica</b>	12 Mar 2020	30-Oct-21	88,907	132	2,229	12	2.5%	3,016	538	587,405	372,329	12.5
<b>St Vincent and the Grenadines</b>	12 Mar 2020	29-Oct-21	4,951	-	66	-	1.3%	4,477	-	24,242	15,888	14.3
<b>Saint Lucia</b>	13 Mar 2020	29-Oct-21	12,536	-	254	-	2.0%	6,858		49,423	38,023	20.6
<b>Trinidad and Tobago</b>	13 Mar 2020	29-Oct-21	56,831	-	1,674	-	2.9%	4,074	-	621,772	597,499	42.6
<b>Venezuela</b>	13 Mar 2020	29-Oct-21	405,445	-	4,874	-	1.2%	1,422		9,926,613	6,190,629	21.6
<b>Guatemala</b>	13 Mar 2020	30-Oct-21	601,402	983	15,050	57	2.5%	3,622	600	5,289,609	3,223,735	17.7
<b>Uruguay</b>	13 Mar 2020	29-Oct-21	393,454	-	6,077	-	1.5%	11,366	1,686	2,760,959	2,620,217	75.2
<b>Curacao</b>	13 Mar 2020	30-Oct-21	17,072	10	174	-	1.0%	10,837		100,516	92,090	55.9
<b>Puerto Rico</b>	13 Mar 2020	29-Oct-21	184,602	-	3,229	-	1.7%	5,780		2,621,628	2,347,657	73.5
<b>Suriname</b>	13 Mar 2020	29-Oct-21	48,899	-	1,082	-	2.2%	8,411		248,758	199,038	33.6
<b>Antigua and Barbuda</b>	13 Mar 2020	28-Oct-21	4,040	-	102	-	2.5%	4,160	-	55,942	49,560	50.2
<b>Guadeloupe</b>	13 Mar 2020	27-Oct-21	54,537	-	742	-	1.4%	12,311				
<b>Cayman Islands</b>	13 Mar 2020	28-Oct-21	1,650	-	2	-	0.1%	2,540		55,991	53,684	80.7
<b>Aruba</b>	14 Mar 2020	30-Oct-21	15,916	15	171	-	1.1%	14,971		82,650	76,756	71.6
<b>Bahamas</b>	15 Mar 2020	27-Oct-21	22,351	-	643	-	2.9%	5,739	-	132,240	122,845	31.0
<b>US Virgin Islands</b>	16 Mar 2020	29-Oct-21	7,204	-	81	-	1.1%	6,756		55,910	49,105	46.9
<b>Sint Maarten</b>	17 Mar 2020	29-Oct-21	4,492	-	75	-	1.7%	11,028		26,220	24,190	55.7
<b>Montserrat</b>	17 Mar 2020	09-Oct-21	41	-	1	-	2.4%	439		1,502	1,409	28.3
<b>Barbados</b>	17 Mar 2020	30-Oct-21	17,465	314	152	1	0.9%	6,085		147,978	124,043	43.1
<b>El Salvador</b>	18 Mar 2020	29-Oct-21	113,422	-	3,622	-	3.2%	1,758	-	4,314,392	3,789,448	58.1

<b>Nicaragua</b>	18 Mar 2020	26-Oct-21	16,422	-	207	-	1.3%	251		944,476	362,357	5.4	
<b>Bermuda</b>	18 Mar 2020	29-Oct-21	5,647	-	101	-	1.8%	8,835		47,155	45,615	73.5	
<b>Haiti</b>	19 Mar 2020	30-Oct-21	23,960	33	671	3	2.8%	213		79,404	28,941	0.3	
<b>Dominica</b>	22 Mar 2020	28-Oct-21	4,783	-	32	-	0.7%	6,661		27,793	24,756	34.3	
<b>Grenada</b>	22 Mar 2020	29-Oct-21	5,839	-	198	-	3.4%	5,213		37,675	30,284	26.8	
<b>Belize</b>	23 Mar 2020	29-Oct-21	26,798	-	491	-	1.8%	6,865	6,710	199,932	144,531	35.7	
<b>Turks and Caicos Islands</b>	23 Mar 2020	27-Oct-21	2,974	-	23	-	0.8%	7,787		28,305	26,112	66.6	
<b>Saint Kitts and Nevis</b>	24 Mar 2020	29-Oct-21	2,668	-	23	-	0.9%	5,051	5,672	25,921	24,281	45.4	
<b>British Virgin Islands</b>	25 Mar 2020	06-Oct-21	2,725	-	37	-	1.4%	9,074		17,765	15,762	51.8	
<b>Anguilla</b>	26 Mar 2020	27-Oct-21	892	-	1	-	0.1%	6,730		9,548	9,157	60.5	
<b>Caribbean Netherlands</b>	01 Apr 2020	29-Oct-21	2,417	-	19	-	0.8%	13,419		19,109	16,736	63.3	
<b>Falkland Islands</b>	03 Apr 2020	06-Oct-21	68	-	-	-	0.0%	2,578		2,632	1,775	50.3	
<b>Saint Pierre and Miquelon</b>	05 Apr 2020	04-Oct-21	32	-	-	-	0.0%	456					
<b>Saint Barthelemy</b>	25 Jul 2020	21-Oct-21	1,589	-	6	-	0.4%	18,805					
<b>EUROPE</b>	<b>France</b>	24 Jan 2020	30-Oct-21	7,160,548	7,360	117,671	22	1.6%	10,678		51,173,481	45,861,703	67.9
	<b>Germany</b>	27 Jan 2020	30-Oct-21	4,606,012	13,087	96,225	49	2.1%	5,541	1,001	57,709,207	55,457,624	66.1
	<b>Finland</b>	29 Jan 2020	29-Oct-21	157,531	-	1,158	-	0.7%	2,854	1,880	4,223,547	3,850,489	69.4
	<b>Italy</b>	30 Jan 2020	30-Oct-21	4,767,440	4,877	132,074	37	2.8%	7,907	8,352	46,603,563	43,055,986	71.3
	<b>Russian Federation</b>	31 Jan 2020	30-Oct-21	8,472,797	40,251	237,380	1,160	2.8%	5,869	5,324	54,622,022	47,235,849	32.4
	<b>Spain</b>	31 Jan 2020	29-Oct-21	5,011,148	-	87,368	-	1.7%	10,645	1,210	38,017,638	37,286,684	79.8
	<b>Sweden</b>	31 Jan 2020	28-Oct-21	1,171,512	-	14,991	-	1.3%	11,390		7,249,725	6,894,119	67.9
	<b>United Kingdom of Great Britain</b>	31 Jan 2020	30-Oct-21	9,019,962	40,726	140,558	166	1.6%	13,496	13,280	49,882,904	45,651,222	66.9
	<b>Belgium</b>	05 Feb 2020	30-Oct-21	1,360,650	8,737	25,994	18	1.9%	11,848	5,659	8,697,961	8,553,327	73.5
	<b>Switzerland</b>	25 Feb 2020	29-Oct-21	872,556	-	11,247	-	1.3%	10,176	2,864	5,713,304	5,503,665	63.2
	<b>Austria</b>	25 Feb 2020	30-Oct-21	825,297	6,102	11,345	12	1.4%	9,297	39,264	5,878,887	5,606,781	62.0
	<b>Croatia</b>	25 Feb 2020	30-Oct-21	467,029	4,547	9,198	30	2.0%	11,482	2,944	1,903,995	1,791,056	43.9
	<b>Norway</b>	26 Feb 2020	30-Oct-21	206,277	422	900	-	0.4%	3,857	1,651	4,200,591	3,728,096	68.2



<b>Romania</b>	26 Feb 2020	30-Oct-21	1,640,607	12,106	47,324	413	2.9%	8,476	4,485	6,471,940	6,171,382	32.3
<b>Estonia</b>	26 Feb 2020	30-Oct-21	192,092	1,891	1,516	14	0.8%	14,480	6,782	793,961	759,482	57.3
<b>Georgia</b>	26 Feb 2020	30-Oct-21	715,865	4,610	10,003	42	1.4%	19,242	10,752	1,013,828	907,106	22.8
<b>North Macedonia</b>	26 Feb 2020	30-Oct-21	202,203	495	7,121	13	3.5%	9,705	-	820,863	769,356	36.9
<b>Greece</b>	26 Feb 2020	30-Oct-21	739,448	4,670	15,894	38	2.1%	6,900	25,500	6,628,369	6,365,917	61.4
<b>Denmark</b>	27 Feb 2020	30-Oct-21	386,251	1,671	2,713	4	0.7%	6,638	12,559	4,478,302	4,410,406	75.9
<b>San Marino</b>	27 Feb 2020	25-Oct-21	5,509	-	92	-	1.7%	16,270		25,085	22,218	65.3
<b>Lithuania</b>	27 Feb 2020	30-Oct-21	406,095	3,044	5,833	33	1.4%	14,572	5,909	1,810,799	1,638,944	60.9
<b>Netherlands</b>	27 Feb 2020	30-Oct-21	2,123,880	7,942	18,397	13	0.9%	12,253	2,345	12,988,775	11,785,410	68.6
<b>Azerbaijan</b>	27 Feb 2020	30-Oct-21	529,109	2,189	7,049	28	1.3%	5,279	1,542	5,190,492	4,377,464	42.8
<b>Belarus</b>	28 Feb 2020	30-Oct-21	598,183	1,992	4,614	18	0.8%	6,319	8,846	2,759,758	2,006,423	21.3
<b>Iceland</b>	28 Feb 2020	29-Oct-21	13,492	-	33	-	0.2%	3,734	4,498	282,927	278,667	81.2
<b>Ireland</b>	28 Feb 2020	30-Oct-21	443,631	2,966	5,436	-	1.2%	8,978	5,221	3,809,915	3,747,419	75.2
<b>Monaco</b>	29 Feb 2020	30-Oct-21	3,416	2	36	-	1.1%	8,767		26,672	23,308	59.0
<b>Czech Republic</b>	01 Mar 2020	30-Oct-21	1,757,821	5,735	30,736	31	1.7%	16,475		6,217,703	6,082,650	56.7
<b>Luxembourg</b>	01 Mar 2020	29-Oct-21	81,683	-	843	-	1.0%	13,177	3,786	429,387	399,522	62.9
<b>Armenia</b>	01 Mar 2020	30-Oct-21	306,739	2,193	6,284	52	2.0%	10,371	5,867	466,785	210,247	7.1
<b>Latvia</b>	02 Mar 2020	30-Oct-21	217,339	2,879	3,237	39	1.5%	11,362	11,505	1,147,433	1,004,270	53.8
<b>Portugal</b>	02 Mar 2020	30-Oct-21	1,089,888	911	18,156	3	1.7%	10,613	3,348	9,011,536	8,862,628	87.2
<b>Andorra</b>	02 Mar 2020	29-Oct-21	15,516	-	130	-	0.8%	20,114	4,138	54,312	47,720	61.7
<b>Liechtenstein</b>	03 Mar 2020	30-Oct-21	3,565	8	61	-	1.7%	9,377	4,308	25,065	24,407	63.8
<b>Ukraine</b>	03 Mar 2020	30-Oct-21	2,904,872	26,198	67,393	541	2.3%	6,545	1,688	10,022,976	7,377,032	17.0
<b>Slovenia</b>	04 Mar 2020	30-Oct-21	334,191	2,985	4,739	9	1.4%	16,006	3,028	1,188,489	1,119,015	53.8
<b>Hungary</b>	04 Mar 2020	29-Oct-21	863,419	-	30,729	-	3.6%	8,837	2,256	5,950,259	5,731,651	59.5
<b>Poland</b>	04 Mar 2020	30-Oct-21	3,018,100	9,806	76,990	115	2.6%	7,948	1,398	20,232,132	19,950,503	52.8
<b>Faroe Islands</b>	04 Mar 2020	30-Oct-21	2,082	71	2	-	0.1%	4,277		39,503	37,773	77.0
<b>Bosnia and Herzegovina</b>	05 Mar 2020	29-Oct-21	252,758	-	11,495	-	4.5%	7,657	1,016	734,195	508,008	15.6
<b>Gibraltar</b>	05 Mar 2020	30-Oct-21	5,974	15	98	-	1.6%	17,726		40,546	39,803	118.1
<b>Slovakia</b>	06 Mar 2020	30-Oct-21	479,737	5,142	13,018	18	2.7%	8,796	8,059	2,497,311	2,302,091	42.2
<b>Serbia</b>	06 Mar 2020	30-Oct-21	1,137,820	6,001	9,890	64	0.9%	16,383	3,546	3,150,109	3,000,614	43.4
<b>Vatican City</b>	06 Mar 2020	17-Oct-20	27	-	-	-	0.0%	2,932				

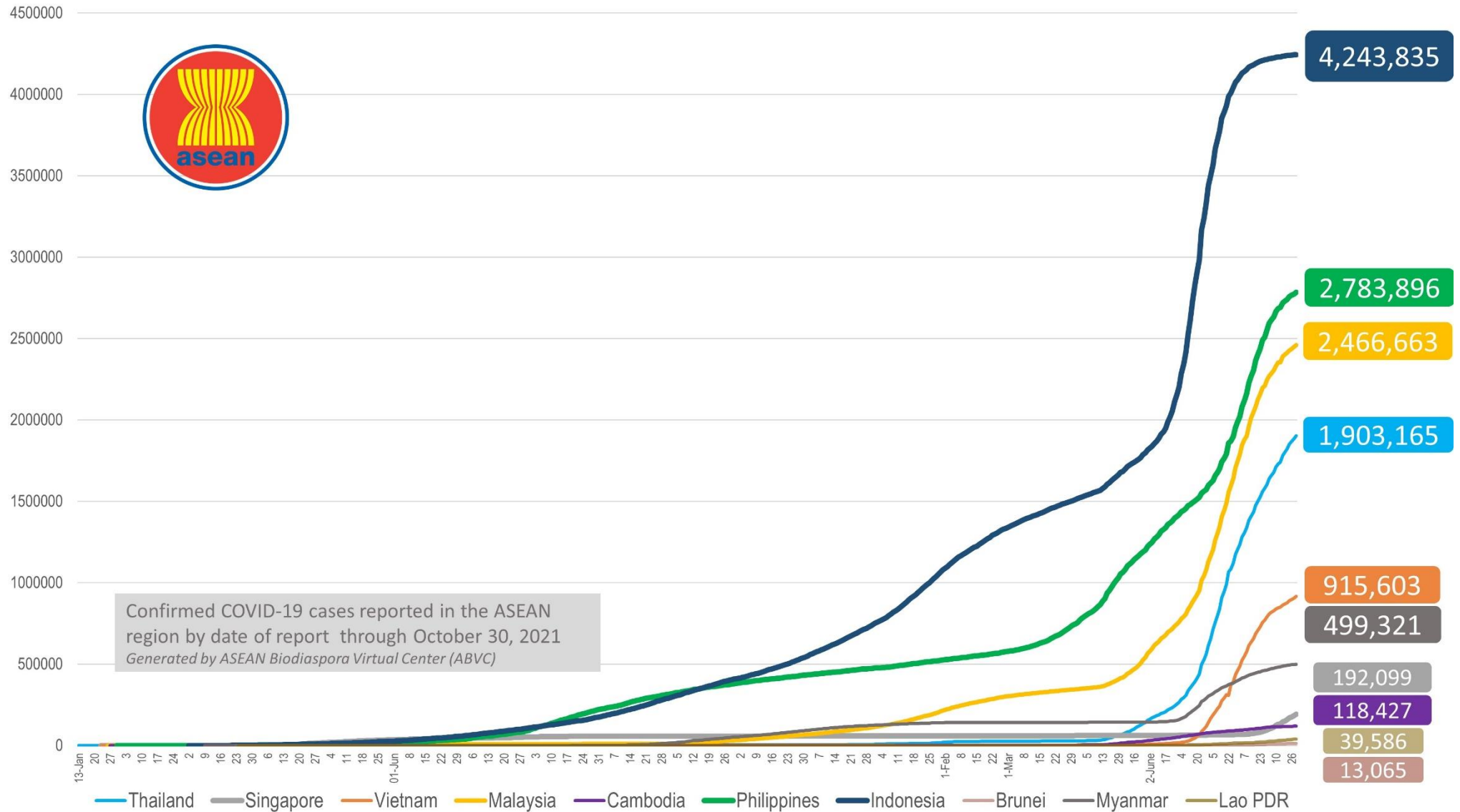
	<b>Malta</b>	07 Mar 2020	30-Oct-21	37,637	19	461	-	1.2%	7,488	4,249	429,639	427,835	83.2	
	<b>Moldova</b>	07 Mar 2020	30-Oct-21	337,115	1,255	7,751	41	2.3%	12,685	3,815	824,986	865,114	21.5	
	<b>Bulgaria</b>	08 Mar 2020	29-Oct-21	598,199	-	23,872	-	4.0%	8,575	5,360	1,407,830	1,503,885	21.8	
	<b>Albania</b>	09 Mar 2020	30-Oct-21	184,887	547	2,916	7	1.6%	6,478	-	1,011,039	885,613	30.8	
	<b>Cyprus</b>	09 Mar 2020	30-Oct-21	122,610	155	575	3	0.5%	10,230	38,368	604,160	569,040	63.5	
	<b>Channel Islands</b>	09 Mar 2020	29-Oct-21	2,117	-	23	-	1.1%	3,246	-	32,969	13,618	20.3	
	<b>Jersey</b>	10 Mar 2020	29-Oct-21	10,953	-	80	-	0.7%	12,061	-	78,701	74,525	73.7	
	<b>Kazakhstan</b>	13 Mar 2020	30-Oct-21	937,691	1,607	12,079	26	1.3%	5,065	-	8,257,226	7,449,299	39.2	
	<b>Kosovo</b>	13 Mar 2020	30-Oct-21	160,724	28	2,976	-	1.9%	8,958	-	-	-	-	-
	<b>Uzbekistan</b>	15 Mar 2020	30-Oct-21	185,647	352	1,321	3	0.7%	553	-	13,433,632	5,882,086	17.3	
	<b>Greenland</b>	16 Mar 2020	29-Oct-21	799	-	-	-	0.0%	1,421	-	40,121	37,043	65.1	
	<b>Montenegro</b>	17 Mar 2020	30-Oct-21	143,785	463	2,100	5	1.5%	23,111	-	256,832	242,345	38.6	
	<b>Kyrgyzstan</b>	18 Mar 2020	30-Oct-21	181,186	81	2,668	2	1.5%	2,806	-	976,951	747,206	11.3	
	<b>Isle of Man</b>	19 Mar 2020	30-Oct-21	9,644	57	57	-	0.6%	11,402	-	67,868	64,411	75.4	
	<b>Tajikistan</b>	30 Apr 2020	16-Oct-21	17,086	-	124	-	0.7%	183	-	2,678,569	2,140,688	22.0	
<b>MIDDLE EAST</b>	<b>UAE</b>	29 Jan 2020	30-Oct-21	739,824	88	2,136	-	0.3%	7,572	35,836	9,642,939	8,644,029	86.5	
	<b>Iran</b>	19 Feb 2020	30-Oct-21	5,916,211	6,809	126,126	128	2.1%	7,135	1,825	52,199,440	33,088,940	38.9	
	<b>Israel</b>	21 Feb 2020	30-Oct-21	1,327,111	369	8,085	-	0.6%	14,659	10,943	6,227,820	5,723,333	65.1	
	<b>Lebanon</b>	21 Feb 2020	29-Oct-21	640,675	-	8,488	-	1.3%	9,345	-	1,765,154	1,521,801	22.5	
	<b>Kuwait</b>	24 Feb 2020	30-Oct-21	412,653	12	2,461	-	0.6%	9,809	4,642	2,668,082	923,307	21.3	
	<b>Oman</b>	24 Feb 2020	28-Oct-21	304,241	-	4,111	-	1.4%	6,115	-	3,065,137	2,614,847	50.1	
	<b>Bahrain</b>	24 Feb 2020	30-Oct-21	276,794	45	1,393	-	0.5%	16,866	12,083	1,176,019	1,140,418	65.2	
	<b>Iraq</b>	24 Feb 2020	30-Oct-21	2,054,202	682	23,138	27	1.1%	5,226	556	5,621,027	3,351,014	8.1	
	<b>Qatar</b>	29 Feb 2020	30-Oct-21	239,143	92	610	-	0.3%	8,444	2,047	2,360,308	2,218,292	75.7	
	<b>Saudi Arabia</b>	02 Mar 2020	30-Oct-21	548,571	41	8,793	3	1.6%	1,601	1,421	24,173,536	21,422,837	60.6	
	<b>Jordan</b>	02 Mar 2020	30-Oct-21	860,818	1,022	11,028	12	1.3%	8,522	4,035	3,931,969	3,511,360	34.2	
	<b>Palestine</b>	05 Mar 2020	30-Oct-21	453,547	210	4,676	7	1.0%	9,680	-	1,416,215	1,295,155	24.8	
	<b>Syria</b>	22 Mar 2020	29-Oct-21	42,886	-	2,550	-	5.9%	251	-	720,552	414,798	2.3	
	<b>Yemen</b>	10 Apr 2020	30-Oct-21	9,779	6	1,880	3	19.2%	34	-	319,710	143,761	0.5	
<b>AFRICA</b>	<b>Egypt</b>	14 Feb 2020	29-Oct-21	329,136	-	18,535	-	5.6%	328	-	16,744,829	8,339,003	8.0	
	<b>Algeria</b>	25 Feb 2020	30-Oct-21	206,358	88	5,918	5	2.9%	479	-	6,351,998	4,796,722	10.8	
	<b>Nigeria</b>	28 Feb 2020	29-Oct-21	211,798	-	2,895	-	1.4%	105	78	5,607,813	2,973,461	1.4	
	<b>Tunisia</b>	02 Mar 2020	29-Oct-21	712,318	-	25,231	-	3.5%	6,091	403	5,561,740	4,471,453	37.5	
	<b>Morocco</b>	02 Mar 2020	30-Oct-21	945,960	240	14,667	7	1.6%	2,594	330	24,053,942	21,835,545	58.5	
	<b>Senegal</b>	02 Mar 2020	30-Oct-21	73,917	8	1,878	-	2.5%	454	78	1,281,042	879,073	5.1	
	<b>South Africa</b>	05 Mar 2020	30-Oct-21	2,921,886	297	89,163	12	3.1%	4,990	495	14,864,813	11,697,646	19.5	

<b>Cameroon</b>	06 Mar 2020	27-Oct-21	102,499	-	1,686	-	1.6%	396		416,855	160,803	0.6
<b>Togo</b>	06 Mar 2020	30-Oct-21	26,068	14	242	-	0.9%	323	143	929,347	446,134	5.3
<b>Burkina Faso</b>	09 Mar 2020	20-Oct-21	14,793	-	214	-	1.4%	73		348,158	278,016	1.3
<b>Democratic Republic of Congo</b>	10 Mar 2020	27-Oct-21	57,470	-	1,091	-	1.9%	66		109,579	38,155	0.0
<b>Ivory Coast</b>	11 Mar 2020	29-Oct-21	61,271	-	692	-	1.1%	238	104	2,264,016	880,027	3.3
<b>Reunion</b>	11 Mar 2020	26-Oct-21	54,668	-	374	-	0.7%	7,036				
<b>Ghana</b>	13 Mar 2020	24-Oct-21	130,077	-	1,175	-	0.9%	428	101	2,149,123	830,643	2.6
<b>Guinea</b>	13 Mar 2020	27-Oct-21	30,653	-	385	-	1.3%	240		1,461,969	707,941	5.3
<b>Gabon</b>	13 Mar 2020	28-Oct-21	35,525	-	239	-	0.7%	1,635	1,805	125,912	97,396	4.3
<b>Sudan</b>	13 Mar 2020	23-Oct-21	40,238	-	3,099	-	7.7%	94		1,154,253	581,846	1.3
<b>Kenya</b>	13 Mar 2020	30-Oct-21	253,293	142	5,276	3	2.1%	482	-	3,642,163	1,583,965	2.9
<b>Ethiopia</b>	13 Mar 2020	30-Oct-21	364,960	384	6,451	14	1.8%	326	42	3,264,531	1,084,662	0.9
<b>Central African Republic</b>	14 Mar 2020	22-Oct-21	11,518	-	100	-	0.9%	243		329,627	285,529	5.8
<b>Seychelles</b>	14 Mar 2020	29-Oct-21	22,177	-	119	-	0.5%	22,717		81,101	76,283	77.1
<b>Rwanda</b>	14 Mar 2020	29-Oct-21	99,628	-	1,328	-	1.3%	789	920	3,712,692	1,914,734	14.4
<b>Namibia</b>	14 Mar 2020	30-Oct-21	128,906	20	3,552	-	2.8%	5,168	573	320,985	253,232	9.8
<b>Swaziland</b>	14 Mar 2020	30-Oct-21	46,413	10	1,242	-	2.7%	4,042		239,875	232,148	19.8
<b>Mauritania</b>	14 Mar 2020	29-Oct-21	37,222	-	794	-	2.1%	822	-	938,294	617,951	12.9
<b>Mayotte</b>	14 Mar 2020	29-Oct-21	20,555	-	185	-	0.9%	12,924				
<b>Equatorial Guinea</b>	15 Mar 2020	28-Oct-21	13,304	-	166	-	1.2%	981	593	240,376	187,730	13.0
<b>Republic of Congo</b>	15 Mar 2020	28-Oct-21	17,323	-	258	-	1.5%	322		289,849	120,167	2.1
<b>Benin</b>	16 Mar 2020	27-Oct-21	24,749	-	161	-	0.7%	210	-	238,775	207,440	1.7
<b>Liberia</b>	16 Mar 2020	26-Oct-21	5,812	-	287	-	4.9%	118		327,381	313,317	6.1
<b>Tanzania</b>	16 Mar 2020	27-Oct-21	26,154	-	725	-	2.8%	45		885,579	885,579	1.4
<b>Somalia</b>	16 Mar 2020	10-Oct-21	21,269	-	1,180	-	5.5%	138		363,102	291,760	1.8
<b>Gambia</b>	17 Mar 2020	26-Oct-21	9,965	-	340	-	3.4%	424	123	226,927	214,527	8.6
<b>Zambia</b>	17 Mar 2020	30-Oct-21	209,722	20	3,661	1	1.7%	1,174	224	311,049	511,004	2.7
<b>Mauritius</b>	18 Mar 2020	29-Oct-21	17,698	-	166	-	0.9%	1,398		901,578	848,419	66.6
<b>Djibouti</b>	18 Mar 2020	29-Oct-21	13,478	-	181	-	1.3%	1,384		66,010	26,087	2.6
<b>Niger</b>	19 Mar 2020	29-Oct-21	6,339	-	212	-	3.3%	27		498,894	397,212	1.6
<b>Chad</b>	19 Mar 2020	15-Oct-21	5,067	-	174	-	3.4%	32		163,450	54,017	0.3
<b>Zimbabwe</b>	20 Mar 2020	29-Oct-21	132,926	-	4,675	-	3.5%	908	214	3,315,108	2,598,901	17.2
<b>Cape Verde</b>	20 Mar 2020	30-Oct-21	38,207	10	349	-	0.9%	6,948		293,331	211,103	37.6
<b>Madagascar</b>	20 Mar 2020	26-Oct-21	43,626	-	963	-	2.2%	162	-	381,633	184,632	0.7
<b>Uganda</b>	21 Mar 2020	28-Oct-21	126,075	-	3,215	-	2.6%	285	83	2,854,082	415,486	0.9
<b>Eritrea</b>	21 Mar 2020	30-Oct-21	6,831	15	45	-	0.7%	193				

<b>Angola</b>	21 Mar 2020	29-Oct-21	64,301	-	1,707	-	2.7%	202		4,498,272	1,665,947	4.9
<b>Mozambique</b>	22 Mar 2020	29-Oct-21	151,270	-	1,929	-	1.3%	498	3	2,734,512	2,046,781	6.4
<b>Libya</b>	24 Mar 2020	29-Oct-21	356,655	-	5,078	-	1.4%	5,262		1,510,060	390,771	5.6
<b>Guinea-Bissau</b>	25 Mar 2020	25-Oct-21	6,133	-	141	-	2.3%	319		117,488	10,448	0.5
<b>Mali</b>	25 Mar 2020	30-Oct-21	16,038	60	563	-	3.5%	82		322,703	262,521	1.3
<b>Botswana</b>	30 Mar 2020	28-Oct-21	186,594	-	2,406	-	1.3%	8,100	-	676,342	267,573	11.2
<b>Sierra Leone</b>	31 Mar 2020	03-Oct-21	6,396	-	121	-	1.9%	82		318,380	110,744	1.4
<b>Burundi</b>	31 Mar 2020	29-Oct-21	20,056	-	14	-	0.1%	174		560		
<b>Malawi</b>	02 Apr 2020	30-Oct-21	61,794	5	2,300	1	3.7%	332	-	933,856	540,186	2.8
<b>South Sudan</b>	05 Apr 2020	29-Oct-21	12,361	-	133	-	1.1%	112	-	84,839	44,912	0.4
<b>Sao Tome and Principe</b>	06 Apr 2020	30-Oct-21	3,712	2	56	-	1.5%	1,726		80,038	28,477	12.8
<b>Comoros</b>	30 Apr 2020	27-Oct-21	4,239	-	147	-	3.5%	498		245,694	162,098	18.2
<b>Lesotho</b>	13May 2020	29-Oct-21	21,634	-	658	-	3.0%	1,018		347,836	339,506	15.7
			<b>234,207,479</b>	<b>320,629</b>	<b>4,732,276</b>	<b>4,501</b>	<b>2.0%</b>					

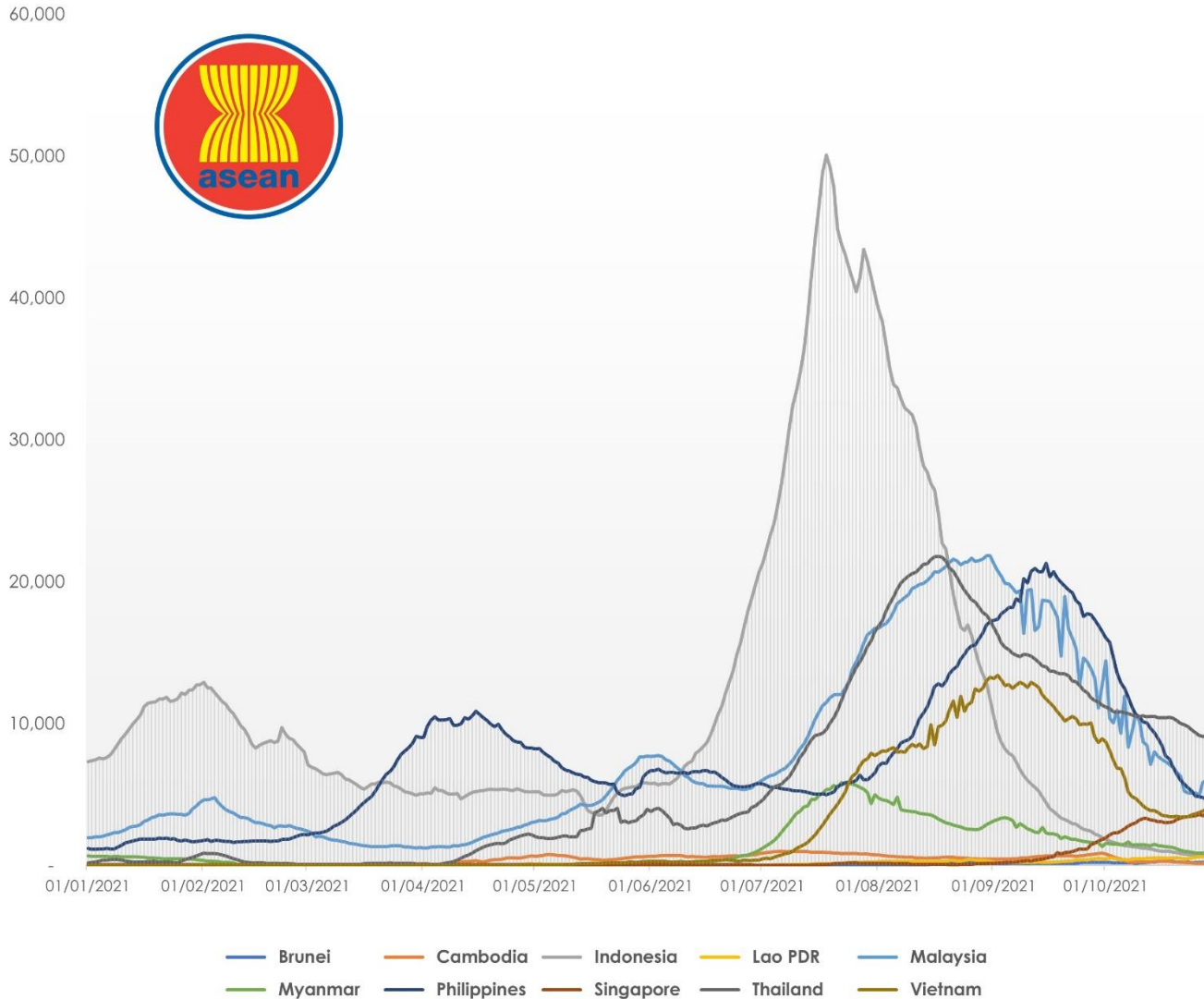
# COVID-19 Epi curve among ASEAN Countries

as of 30 October 2021



# 7-Day Rolling Average of COVID-19 new cases

as of 30 October 2021

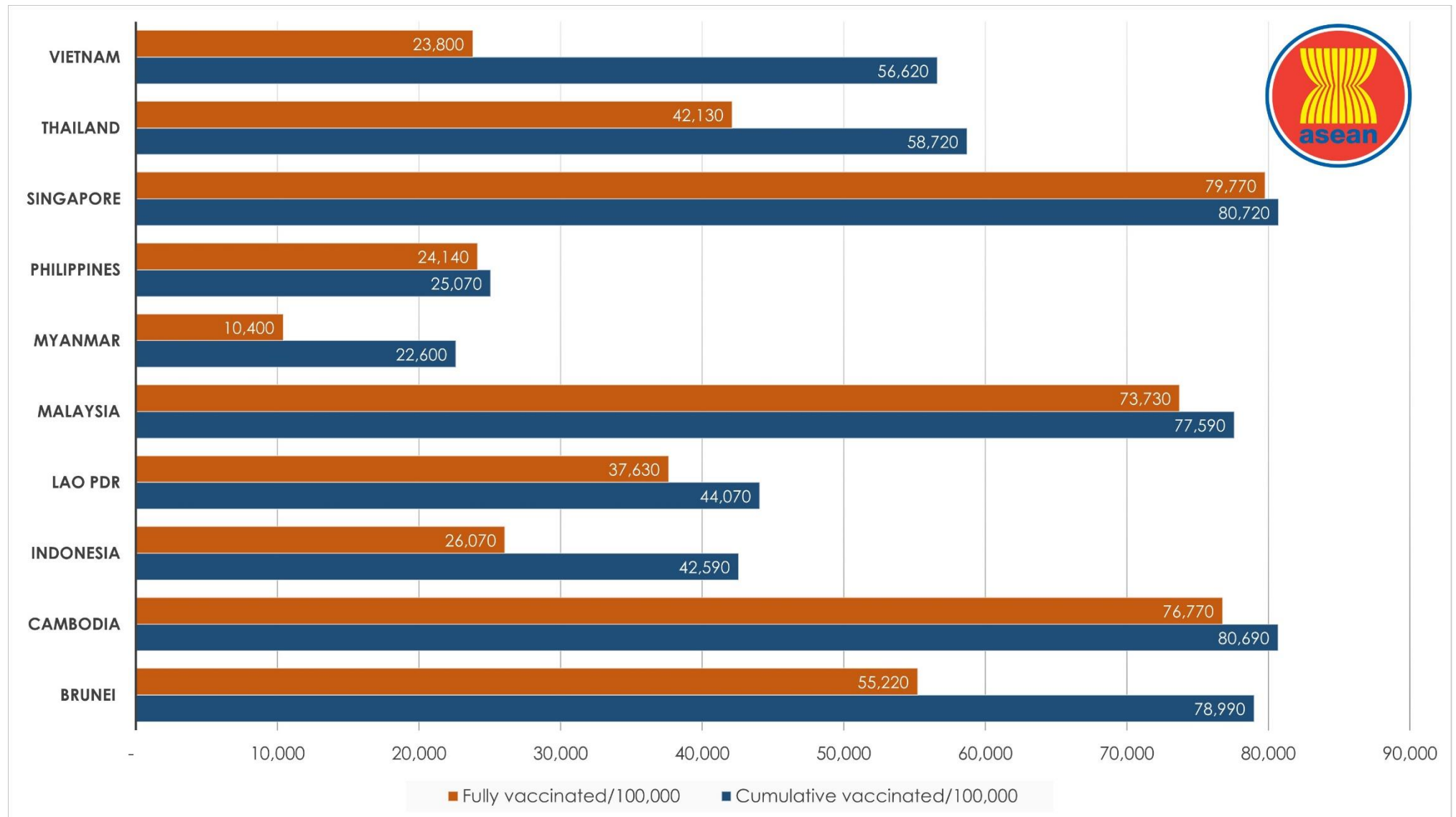


ASEAN Country	New Cases Rate of Change 7-Day Window*	P-value
Brunei	-2.393	0.221
Cambodia	-7.566	0
Indonesia	-17.954	0.002
Lao PDR	19.281	0.001
Malaysia	-89.75	0.16
Myanmar	-9.056	0.108
Philippines	-73.821	0.039
Singapore	52.796	0.005
Thailand	-103.888	0.001
Vietnam	135.082	0

\*Beta coefficient of linear line of best fit; equal to the rate of change in the 7-day rolling average of new cases over the past 7 days (as of October 30, 2021)


# COVID-19 Vaccination Status

as of 30 October 2021



# Outlook Assessment

as of 28 October 2021

 <b>ASEAN MEMBER STATE</b>	REQUIREMENT							
	At least <b>80% of the high-risk population has been vaccinated</b> with at least one dose of a COVID-19 vaccine.		At least <b>65% of the total population has a level of immunity</b> to COVID-19; either recovered from COVID-19 or have been vaccinated with at least one dose of a COVID-19 vaccine.		Case levels are generally low (a 7-day rolling average number of daily new cases that is <10 cases per 100,000, with each day's past-14-day test positivity is consistently <5%).		Government Policy on containment and health (strictness and comprehensiveness in COVID-19 related government policies)	
	% of High risk population with one dose	Population vaccinated/day (7-day average)	% of Total population with one dose	Completion date (moderate case scenario)	Daily cases/100,000	Test positivity last 14 days	Containment and health index score -Oxford COVID-19 Government Response Tracker (OxCGRT)	Change over the past 30 days
Brunei	>90.0	0%/day	79.4	0.37%/day	42.30	Unknown	82.1/100	0.0
Cambodia	>90.0	0%/day	86.8	0.05%/day	0.71	Unknown	65.2/100	-5.1
Indonesia	>90.0	0%/day	46.0	0.35%/day	0.24	Unknown	56.6/100	-14.9
Lao PDR	>90.0	0%/day	48.4	unknown	8.39	15.9	64.6/100	-5.7
Malaysia	>90.0	0%/day	79.7	0.06%/day	18.15	5.1	62.5/100	0.0
Myanmar	54.8	unknown-	24.1	unknown	1.61	6.0	85.5/100	+19.4
Philippines	>90.0	0%/day	28.7	unknown	4.50	11.3	81.3/100	+3.2
Singapore	>90.0	0%/day	84.9	0.05%/day	64.68	11.8	68.4/100	0.0
Thailand	>90.0	0%/day	60.7	0.40%/day	12.83	20.8	63.2/100	+2.4
Vietnam	>90.0	0.46%/day	60.4	1.00%/day	4.27	3.2	69.9/100	0.0





Report generated by  
**ASEAN Biodiaspora Virtual Center (ABVC)**  
 in collaboration with **Bluedot Inc.**  
 Email: [support@biodiaspora.org](mailto:support@biodiaspora.org)

