

COVID-19: Highlights and Situation Overview

Global Update

- Worldwide, there have been over 263 million cases and over 5 million deaths attributed to COVID-19.
- As of November 30, a total of 207 confirmed cases of the Omicron variant (B.1.1.529) reported across 18 countries. However, we have also found reports with limited details describing 226 total cases across 20 countries. Countries currently identified as potential origins of the Omicron variant include South Africa, Nigeria, Malawi, Egypt, Mozambique, and Namibia. It may be reasonable to assume that community transmission is occurring in these locations. Canada has also been identified as a location of origin, however, it is uncertain if the person contracted the virus in Canada. Cases of the Omicron variant have been reported for the first time today in Austria, Japan, and Reunion. Additional cases were also reported in the United Kingdom, Canada, Denmark, Australia, Italy, Sweden and Germany.

Country	Number of confirmed cases	Date of first report*	Evidence of local transmission
South Africa	99		
Botswana	19	24-Nov-21	
Hong Kong	3	25-Nov-21	
Israel	1	26-Nov-21	
Belgium	1	26-Nov-21	
Netherlands	14	28-Nov-21	
Denmark	4	28-Nov-21	
Australia	6	28-Nov-21	
Austria	1	30-Nov-21	
Italy	9	27-Nov-21	Yes
United Kingdom	22	27-Nov-21	Yes
Germany	4	27-Nov-21	Yes
Canada	5	28-Nov-21	
Sweden	3	29-Nov-21	
Portugal	13	29-Nov-21	Yes
Spain	1	29-Nov-21	
Japan	1	30-Nov-21	
Reunion (France)	1	30-Nov-21	

*Date of first report refers to the earliest date that confirmed cases were reported.

- On November 30, health authorities in the Netherlands released information that the Omicron variant was detected among two test samples collected in the country between November 19 and 23. These samples precede the initial cases identified in the Netherlands among arriving travellers from South Africa on November 28. However, it is unclear whether the affected individuals from November 19-23 had a history of travel to southern Africa. This raises concerns on the potential for community transmission in the Netherlands and regarding the geographic origin of Omicron. While the two new samples reveal Omicron was in the Netherlands earlier than previously understood, they do not precede the earliest cases identified in southern Africa (on November 9, 2021 in South Africa). As of November 30, there have been fourteen Omicron cases identified among travellers in the capital, Amsterdam.

Regional Update

- Singapore will hold off on further reopening measures while it evaluates the Omicron COVID-19 Variant and will boost testing of travellers and frontline workers to reduce the risk of local transmission. According to the Ministry of Health (MOH) on November 30 (Tuesday), cases confirmed or suspected to be infected with the Omicron variant will not be allowed to undergo home recovery, and instead be conveyed to the National Centre for Infectious Diseases for isolation and management. MOH will also conduct full contact tracing for these cases to identify their close contacts, place them on a 10-day quarantine at government quarantine facilities instead of allowing self-isolation at home, and conduct PCR testing at the start and at the end of their quarantine. MOH added that they will be introducing a set of measures that serves as a strong yet reasonable response to the new variant to protect the local community.

Vaccine Update

- The United States, through the US Agency for International Development (USAID), will provide an additional US\$2.4 million grant to Unicef and the World Health Organization (WHO) to further support Laos' COVID-19 vaccination programme. The grant will primarily focus on supporting the readiness, delivery and post-delivery monitoring of vaccinations. This new grant reflects the strong and expanding partnership between the governments and people of the United States and Laos. To date, the United States has provided over US\$13 million in support of Laos' fight against COVID-19.
- Brunei's vaccination drive for children between 5 and 11 has been granted permission by the Technical Division of the Ministry of Health (MoH). As such, the country is currently negotiating with Pfizer regarding vaccine supply. The health minister also shared that as of November 28, some 638 individuals had received the COVID-19 vaccine under the National Vaccination Programme. 403,094 individuals or 93.7% of the population received a single dose, while 344,914 individuals or 80.2% of the population have completed their vaccination regime. Among the elderly aged 60 and above, some 44,002 individuals or 101.6% of the population have received at least one dose of the vaccine, while 41,931 or 96.8% of the population are fully immunized.
- Singapore's COVID-19 vaccination rate has increased to 96% of the eligible population and authorities are now racing ahead to administer booster shots amid concerns over the Omicron variant. The health ministry of the city-state said late on Tuesday (November 30) that it had updated the official vaccination rate to account for a small drop in the population. As of November 29, about 96% of the eligible population had completed the full vaccination regimen, updated from 94%. That translates to about 86% of the total population of about 5.5 million. So far, the country has administered boosters to 26% of the population.

Travel Advisories (new update/s)

- Singapore: The Ministry of Health (MOH) said on November 30 (Tuesday) that while no cases of Omicron have been detected locally, the pre-emptive measures are needed for Singapore to assess the implications of the new variant. They will also help to reduce the risk of importation of the virus. From 11:59Pm on December 2 (Thursday), air travellers arriving on the quarantine-free Vaccinated Travel Lane (VTL) scheme will have to undergo supervised, self-administered antigen rapid tests at a Quick Test Centre on days three and seven of their arrival. Currently, these travellers have to take a Covid-19 swab test only prior to their departure for Singapore and after arrival here. Second, all air travellers entering, transferring or transiting through Singapore must have tested negative in a pre-departure test within two days of leaving for Singapore. Currently, travellers from Hong Kong, Macau, China and Taiwan are not required to take pre-departure tests, and need to take a Covid-19 swab test only upon arrival. These places are in Category I of MOH's risk classification framework, which means they have the lowest risk of COVID-19 infections. Third, all travellers must take a Covid-19 polymerase chain reaction (PCR) test on arrival. This will affect non-VTL travellers entering Singapore who are not from Hong Kong, Macau, China and Taiwan. Currently, they do not have to take a test upon arrival, but have to be tested before the end of their stay-home notice period. MOH said that it will also conduct a one-time PCR testing exercise for surveillance purposes, for travellers who arrived in Singapore between Nov 12 and 27, and had been to the countries or regions affected by Omicron in the 14 days before their arrival. These tightened restrictions will be in place for four weeks and will be reviewed or extended if necessary.
- Indonesia: The Indonesian government expanded the entry ban on foreigners with travel histories in 10 countries (South Africa, Botswana, Angola, Zambia, Zimbabwe, Malawi, Mozambique, Namibia, Eswatini, and Lesotho) and Hong Kong in the last 14 days. The Southeast Asian country has also suspended and limited the issuance of visit and stay visas for residents of the 11 areas. A 14-day quarantine will be applied to Indonesians with travel histories in the cited places having reported the Omicron variant.
- Myanmar: Country's Foreign Ministry on November 30 (Tuesday) announced the further extension of entry restrictions for travellers until the end of December to curb the spread of COVID-19. According to the announcement, the issuance of all types of visas and visa exemptions services will also be suspended until December 31. The extension will be applied to all orders, announcements, and directives previously issued by the respective union level government organizations and ministries, the committee said in the statement.

Cases and Deaths as of 01 December 2021

- As of 01 December 2021 (2PM, GMT+8), worldwide, there were **263,294,527** confirmed cases, including **5,237,809** deaths. Globally, Case Fatality Rate (CFR) was **2.0**.
- In **China**, there were **127,860** confirmed cases with **5,697** deaths, including deaths in Hong Kong (213) and Taiwan (848). Confirmed cases in China include confirmed cases in Hong Kong (12,437) and Taiwan (16,601). CFR was **4.5**..
- **14,070,697 confirmed cases** of COVID-19 have been reported in the ASEAN region with a total of **291,842 deaths**, with a CFR of **2.1**.

REGION	COUNTRY	FIRST CONFIRMED CASE(S)	LATEST REPORT ON CONFIRMED CASE(S)	TOTAL CONFIRMED CASES	NEW CASES (7-DAY ROLLING AVERAGE)	TOTAL DEATHS	NEW DEATHS (7-DAY ROLLING AVERAGE)	CASE FATALITY RATE	CUMULATIVE CASES/ 100,000	NUMBER OF TESTS LAST 14 DAYS/ 100,000	CUMULATIVE VACCINATED	CUMULATIVE FULLY VACCINATED	FULLY VACCINATED / 100
ASEAN REGION	Brunei	10-Mar-20	30-Nov-21	15,058	- (51)	97	-	0.6%	3,475		403,094	344,914	78.1
	Cambodia	27-Jan-20	30-Nov-21	120,134	22 (27)	2,940	5 (4)	2.4%	729	-	14,137,642	13,320,478	78.6
	Indonesia	02-Mar-20	30-Nov-21	4,256,409	297 (345)	143,830	11 (11)	3.4%	1,573	685	138,530,231	94,339,737	34.1

	Lao PDR	24-Mar-20	30-Nov-21	73,738	1,291 (1,322)	170	4 (5)	0.2%	1,029	714	3,744,740	3,099,003	42.0
	Malaysia	25-Jan-20	30-Nov-21	2,632,782	4,879 (5,100)	30,425	55 (45)	1.2%	8,240	3,144	25,795,888	25,157,551	76.8
	Myanmar	23-Mar-20	30-Nov-21	522,402	- (404)	19,104	- (8)	3.7%	966	-	15,390,873	10,478,302	19.1
	Philippines	30-Jan-20	30-Nov-21	2,832,734	359 (702)	48,545	44 (152)	1.7%	2,620	-	40,517,967	35,678,774	32.1
	Singapore	23-Jan-20	30-Nov-21	263,486	1,103 (1,405)	710	9 (56)	0.3%	4,620	-	5,071,148	5,012,181	91.9
	Thailand	13-Jan-20	30-Nov-21	2,115,872	4,306 (5,677)	20,769	37 (40)	1.0%	3,039	253	47,963,180	41,053,644	58.7
	Vietnam	23-Jan-20	30-Nov-21	1,238,082	13,972 (13,445)	25,252	197 (162)	2.0%	1,283	992	70,958,765	49,685,343	50.6
				14,070,697	26,229	291,842	362	2.1%					

- **249,096,441 confirmed cases** of COVID-19 have been reported in **223 countries/states** (other than China, Hong Kong, Taiwan, Macau, and ASEAN countries):

REGION	COUNTRY	FIRST CONFIRMED CASE(S)	LATEST REPORT ON CONFIRMED CASE(S)	TOTAL CONFIRMED CASES	NEW CASES	TOTAL DEATHS	NEW DEATHS	CASE FATALITY RATE	CUMULATIVE CASES/100,000	NUMBER OF TESTS LAST 14 DAYS/100,000	CUMULATIVE IMMUNIZED	CUMULATIVE FULLY VACCINATED	FULLY VACCINATED/100
ASIA PACIFIC	Japan	16 Jan 2020	30-Nov-21	1,726,868	136	18,272	2	1.1%	1,368	305	99,771,012	97,330,657	77.2
	South Korea	20 Jan 2020	30-Nov-21	447,230	3,030	3,624	44	0.8%	865	-	42,544,682	41,011,415	79.9
	Nepal	24 Jan 2020	30-Nov-21	821,366	245	11,526	2	1.4%	2,871	248	9,206,187	7,990,190	26.9
	Australia	25 Jan 2020	30-Nov-21	210,239	1,097	2,006	9	1.0%	820	6,532	20,001,144	18,759,075	72.7
	Sri Lanka	27 Jan 2020	30-Nov-21	563,989	722	14,346	18	2.5%	2,587	297	15,927,537	13,741,194	63.9
	India	30 Jan 2020	29-Nov-21	34,587,822	-	468,980	-	1.4%	2,531	829	786,355,397	442,136,609	31.7
	Afghanistan	24 Feb 2020	30-Nov-21	157,289	29	7,308	-	4.6%	413		4,285,440	3,454,113	8.7
	Pakistan	26 Feb 2020	30-Nov-21	1,284,840	475	28,728	19	2.2%	593	196	80,284,860	50,184,100	22.3
	New Zealand	28 Feb 2020	30-Nov-21	11,576	132	44	1	0.4%	235	6,891	3,888,804	3,604,193	70.4
	Bhutan	05 Mar 2020	28-Nov-21	2,640	-	3	-	0.1%	346	1,924	589,141	564,142	72.3
	Maldives	07 Mar 2020	30-Nov-21	91,650	107	250	-	0.3%	17,261	5,362	395,586	363,150	66.8
	Bangladesh	08 Mar 2020	30-Nov-21	1,576,284	273	27,981	1	1.8%	967	91	59,286,893	36,420,699	21.9
	Mongolia	10 Mar 2020	30-Nov-21	381,528	393	2,003	8	0.5%	11,830	1,977	2,260,178	2,150,479	64.6
	Turkey	10 Mar 2020	30-Nov-21	8,795,588	25,216	76,842	207	0.9%	10,543	4,303	56,232,602	50,409,060	59.3
	French Polynesia	12 Mar 2020	29-Nov-21	46,791	-	636	-	1.4%	16,754		161,102	153,474	54.3
	Guam	15 Mar 2020	29-Nov-21	19,179	-	263	-	1.4%	11,464		135,618	123,572	73.3
New Caledonia	17 Mar 2020	30-Nov-21	12,159	20	276	-	2.3%	4,225		179,591	167,538	58.1	
Fiji	18 Mar 2020	29-Nov-21	52,506	-	696	-	1.3%	5,900	-	633,512	579,724	64.2	

	Papua New Guinea	21 Mar 2020	29-Nov-21	35,179	-	546	-	1.6%	401	-	254,708	181,283	2.0
	Timor Leste	21 Mar 2020	27-Nov-21	19,822	-	122	-	0.6%	1,533	-	636,271	431,739	32.1
	Northern Mariana Islands	28 Mar 2020	29-Nov-21	787	-	3	-	0.4%	1,375		39,962	35,779	69.0
	North Korea	24 Jul 2020	25-Jul-20	1	-	-	-	0.0%	0				
	Solomon Islands	03 Oct 2020	16-Apr-21	20	-	-	-	0.0%	3		150,777	43,040	6.1
	Wallis et Futuna	17 Oct 2020	06-May-21	445	-	7	-	1.6%	2,777		6,001	5,902	53.2
	Marshall Islands	26 Oct 2020	17-Nov-20	4	-	-	-	0.0%	7		24,864	22,026	28.3
	Vanuatu	11 Nov 2020	24-Oct-21	6	-	1	-	16.7%	2		89,472	40,110	12.8
	Samoa	18 Nov 2020	12-Feb-21	3	-	-	-	0.0%	2		137,258	86,246	43.1
	Micronesia	11 Jan 2021	11-Jan-21	1	-	-	-	0.0%	1		47,742	42,464	41.5
	Palau	31 May 2021	08-Oct-21	8	-	-	-	0.0%	44		18,058	15,788	73.3
	Tonga	05 Nov 2021	05-Nov-21	1	-				1		72,695	44,058	41.3
AMERICAS	USA	21 Jan 2020	30-Nov-21	49,357,918	56,848	802,291	965	1.6%	15,037	2,333	232,792,508	195,303,238	58.1
	Canada	25 Jan 2020	30-Nov-21	1,791,902	1,764	29,681	12	1.7%	4,715	2,052	30,415,400	29,008,633	76.2
	Brazil	26 Feb 2020	30-Nov-21	22,089,762	478	614,651	1	2.8%	10,432	206	163,706,613	133,029,594	62.2
	Mexico	28 Feb 2020	29-Nov-21	3,884,566	-	293,950	-	7.6%	3,045	80	76,685,147	64,971,111	49.9
	Saint Martin	01 Mar 2020	14-Nov-21	3,949	-	56	-	1.4%	10,392				
	Ecuador	01 Mar 2020	27-Nov-21	526,615	-	33,219	-	6.3%	3,031	102	13,578,520	11,164,005	62.4
	Dominican Republic	01 Mar 2020	30-Nov-21	407,251	138	4,204	-	1.0%	3,792	-	6,866,632	5,583,974	51.0
	Chile	03 Mar 2020	30-Nov-21	1,762,751	1,386	38,346	3	2.2%	9,301	3,714	16,854,840	16,114,719	83.9
	Argentina	03 Mar 2020	30-Nov-21	5,330,748	2,332	116,589	35	2.2%	11,862	400	36,598,131	29,512,760	64.7
	Peru	05 Mar 2020	29-Nov-21	2,234,970	-	201,144	-	9.0%	6,875	-	22,271,099	18,018,583	54.0
	Costa Rica	06 Mar 2020	26-Nov-21	566,560	-	7,287	-	1.3%	11,224	270	3,860,379	3,144,053	61.2
	Colombia	06 Mar 2020	30-Nov-21	5,069,644	2,296	128,528	55	2.5%	10,071	845	36,899,671	24,420,606	47.6
	French Guiana	06 Mar 2020	30-Nov-21	46,014	75	327	-	0.7%	23,536				
	Martinique	06 Mar 2020	16-Nov-21	44,318	-	700	-	1.6%	10,237				
	Paraguay	07 Mar 2020	29-Nov-21	463,001	-	16,469	-	3.6%	6,572	217	3,344,594	2,612,265	36.2
	Panama	10 Mar 2020	29-Nov-21	477,608	-	7,362	-	1.5%	11,247	1,220	3,006,426	2,427,941	55.4

Bolivia	10 Mar 2020	29-Nov-21	537,559	-	19,171	-	3.6%	4,669	414	4,688,731	3,948,592	33.4
Honduras	11 Mar 2020	26-Nov-21	377,888	-	10,403	-	2.8%	3,877		4,395,843	3,928,749	39.0
Cuba	11 Mar 2020	30-Nov-21	962,486	136	8,304	4	0.9%	8,492	-	10,163,235	9,194,017	81.2
Guyana	11 Mar 2020	29-Nov-21	37,825	-	992	-	2.6%	4,832		398,949	275,126	34.8
Jamaica	12 Mar 2020	29-Nov-21	91,222	-	2,391	-	2.6%	3,094	342	665,688	508,031	17.1
St Vincent and the Grenadines	12 Mar 2020	28-Nov-21	5,525	-	74	-	1.3%	4,996	1,133	30,750	22,399	20.1
Saint Lucia	13 Mar 2020	29-Nov-21	12,989	-	280	-	2.2%	7,106		54,299	46,322	25.1
Trinidad and Tobago	13 Mar 2020	30-Nov-21	71,361	763	2,158	24	3.0%	5,116	-	643,911	642,105	45.8
Venezuela	13 Mar 2020	29-Nov-21	431,296	-	5,144	-	1.2%	1,512		16,415,684	9,858,581	34.3
Guatemala	13 Mar 2020	28-Nov-21	617,621	-	15,933	-	2.6%	3,720	334	5,923,272	4,008,917	22.0
Uruguay	13 Mar 2020	29-Nov-21	399,504	-	6,130	-	1.5%	11,541	-	2,749,753	2,656,593	76.2
Curacao	13 Mar 2020	29-Nov-21	17,401	-	178	-	1.0%	11,046		102,802	95,067	57.7
Puerto Rico	13 Mar 2020	29-Nov-21	187,999	-	3,269	-	1.7%	5,887		2,710,218	2,365,975	74.1
Suriname	13 Mar 2020	29-Nov-21	50,823	-	1,166	-	2.3%	8,742		257,438	219,012	37.0
Antigua and Barbuda	13 Mar 2020	25-Nov-21	4,141	-	117	-	2.8%	4,264	-	61,418	56,219	56.9
Guadeloupe	13 Mar 2020	18-Nov-21	55,147	-	746	-	1.4%	12,449				
Cayman Islands	13 Mar 2020	29-Nov-21	7,074	-	5	-	0.1%	10,892		57,952	55,829	84.0
Aruba	14 Mar 2020	29-Nov-21	16,335	-	174	-	1.1%	15,365		83,638	78,001	72.8
Bahamas	15 Mar 2020	27-Nov-21	22,763	-	671	-	2.9%	5,844	667	151,709	138,266	34.8
US Virgin Islands	16 Mar 2020	24-Nov-21	7,490	-	85	-	1.1%	7,024		60,195	52,087	49.0
Sint Maarten	17 Mar 2020	29-Nov-21	4,584	-	75	-	1.6%	11,254		26,873	24,824	57.2
Montserrat	17 Mar 2020	09-Oct-21	41	-	1	-	2.4%	439		1,531	1,417	28.5
Barbados	17 Mar 2020	27-Nov-21	25,038	-	225	-	0.9%	8,723		153,571	136,738	47.5
El Salvador	18 Mar 2020	29-Nov-21	119,803	-	3,776	-	3.2%	1,856	-	4,420,243	4,048,432	62.1
Nicaragua	18 Mar 2020	23-Nov-21	17,152	-	209	-	1.2%	262		3,842,428	2,190,695	32.7
Bermuda	18 Mar 2020	29-Nov-21	5,748	-	106	-	1.8%	8,993		48,464	47,365	76.3
Haiti	19 Mar 2020	29-Nov-21	25,175	-	738	-	2.9%	224		118,222	66,888	0.6
Dominica	22 Mar 2020	28-Nov-21	5,955	-	38	-	0.6%	8,293		28,764	26,760	37.1
Grenada	22 Mar 2020	29-Nov-21	5,894	-	200	-	3.4%	5,262		40,353	34,355	30.4

	Belize	23 Mar 2020	29-Nov-21	30,338	-	574	-	1.9%	7,772	2,116	227,942	193,188	47.7
	Turks and Caicos Islands	23 Mar 2020	26-Nov-21	3,096	-	24	-	0.8%	8,107		29,210	27,133	69.2
	Saint Kitts and Nevis	24 Mar 2020	28-Nov-21	2,782	-	28	-	1.0%	5,267	2,488	27,511	24,875	46.5
	British Virgin Islands	25 Mar 2020	17-Nov-21	2,765	-	38	-	1.4%	9,207		18,259	16,650	54.7
	Anguilla	26 Mar 2020	29-Nov-21	1,386	-	3	-	0.2%	10,457		9,911	9,156	60.5
	Caribbean Netherlands	01 Apr 2020	29-Nov-21	2,905	-	22	-	0.8%	16,128		19,109	16,736	63.3
	Falkland Islands	03 Apr 2020	04-Nov-21	72	-	-	-	0.0%	2,729		2,632	1,775	50.3
	Saint Pierre and Miquelon	05 Apr 2020	25-Nov-21	59	-	-	-	0.0%	841				
	Saint Barthelemy	25 Jul 2020	21-Nov-21	1,601	-	6	-	0.4%	18,947				
EUROPE	France	24 Jan 2020	29-Nov-21	7,628,327	-	119,016	-	1.6%	11,375		51,915,634	47,022,392	69.6
	Germany	27 Jan 2020	30-Nov-21	5,896,851	55,882	102,137	485	1.7%	7,093	2,202	59,305,574	56,956,469	67.9
	Finland	29 Jan 2020	30-Nov-21	186,538	916	1,335	-	0.7%	3,379	2,394	4,287,425	4,028,585	72.6
	Italy	30 Jan 2020	30-Nov-21	5,028,547	12,757	133,828	89	2.7%	8,340	9,106	47,197,158	44,045,174	73.0
	Russian Federation	31 Jan 2020	30-Nov-21	9,636,881	32,648	275,193	1,229	2.9%	6,675	3,556	66,258,615	56,353,454	38.6
	Spain	31 Jan 2020	30-Nov-21	5,164,184	10,261	88,052	44	1.7%	10,970	1,348	38,299,758	37,586,582	80.4
	Sweden	31 Jan 2020	28-Nov-21	1,204,859	-	15,151	-	1.3%	11,714		7,309,362	7,021,519	69.1
	United Kingdom of Great Britain	31 Jan 2020	30-Nov-21	10,228,772	39,713	144,969	159	1.4%	15,305	13,046	50,941,327	46,341,057	67.9
	Belgium	05 Feb 2020	30-Nov-21	1,749,469	14,907	26,966	44	1.5%	15,234	7,890	8,829,939	8,687,099	74.7
	Switzerland	25 Feb 2020	30-Nov-21	1,009,900	8,351	11,531	26	1.1%	11,777	4,747	5,828,268	5,676,984	65.1
	Austria	25 Feb 2020	30-Nov-21	1,159,995	8,186	12,492	67	1.1%	13,067	56,687	6,333,610	5,940,535	65.7
	Croatia	25 Feb 2020	30-Nov-21	608,205	3,858	10,899	73	1.8%	14,953	3,030	2,176,068	1,931,878	47.3
	Norway	26 Feb 2020	29-Nov-21	263,798	-	1,050	-	0.4%	4,933	2,443	4,238,253	3,823,208	70.0
	Romania	26 Feb 2020	30-Nov-21	1,779,667	1,622	56,529	147	3.2%	9,194	2,492	7,657,261	7,393,228	38.7
	Estonia	26 Feb 2020	30-Nov-21	222,584	724	1,798	7	0.8%	16,779	3,832	827,437	787,768	59.5
	Georgia	26 Feb 2020	30-Nov-21	845,643	5,050	12,054	80	1.4%	22,730	-	1,160,258	995,303	25.0
	North Macedonia	26 Feb 2020	29-Nov-21	215,125	-	7,569	-	3.5%	10,325	1,032	885,888	789,905	37.9
	Greece	26 Feb 2020	30-Nov-21	938,903	7,720	18,157	90	1.9%	8,761	41,820	7,020,639	6,581,445	63.5

Denmark	27 Feb 2020	30-Nov-21	487,401	4,148	2,895	12	0.6%	8,377	23,218	4,561,508	4,451,850	76.6
San Marino	27 Feb 2020	28-Nov-21	5,979	-	93	-	1.6%	17,658		25,433	22,378	65.8
Lithuania	27 Feb 2020	30-Nov-21	470,298	1,804	6,737	18	1.4%	16,876	4,028	1,867,833	1,779,091	66.1
Netherlands	27 Feb 2020	30-Nov-21	2,643,176	22,154	19,414	65	0.7%	15,250	1,928	13,220,692	12,663,364	73.7
Azerbaijan	27 Feb 2020	30-Nov-21	588,318	1,678	7,856	23	1.3%	5,869	1,173	5,074,341	4,559,877	44.6
Belarus	28 Feb 2020	30-Nov-21	654,718	1,395	5,081	14	0.8%	6,916	2,720	3,415,261	2,560,448	27.1
Iceland	28 Feb 2020	30-Nov-21	17,894	124	35	-	0.2%	4,952	5,921	285,289	280,766	81.8
Ireland	28 Feb 2020	30-Nov-21	570,115	5,458	5,652	-	1.0%	11,537	6,255	3,857,497	3,792,330	76.1
Monaco	29 Feb 2020	30-Nov-21	3,767	29	36	-	1.0%	9,668		26,672	23,308	59.0
Czech Republic	01 Mar 2020	30-Nov-21	2,150,042	17,662	33,069	140	1.5%	20,151		6,640,872	6,355,005	59.3
Luxembourg	01 Mar 2020	29-Nov-21	89,181	-	875	-	1.0%	14,386	5,469	454,957	418,437	65.9
Armenia	01 Mar 2020	30-Nov-21	338,518	398	7,567	32	2.2%	11,445	2,510	781,011	436,380	14.7
Latvia	02 Mar 2020	30-Nov-21	253,659	931	4,179	24	1.6%	13,261	4,883	1,273,019	1,184,767	63.5
Portugal	02 Mar 2020	30-Nov-21	1,147,249	2,907	18,441	11	1.6%	11,172	4,270	9,053,901	8,925,907	87.8
Andorra	02 Mar 2020	26-Nov-21	16,712	-	131	-	0.8%	21,664	3,452	54,999	49,535	64.0
Liechtenstein	03 Mar 2020	30-Nov-21	4,633	71	61	-	1.3%	12,186	6,781	25,661	24,980	65.3
Ukraine	03 Mar 2020	30-Nov-21	3,438,381	10,554	85,975	561	2.5%	7,747	1,129	13,391,654	11,143,315	25.6
Slovenia	04 Mar 2020	30-Nov-21	420,898	2,488	5,224	18	1.2%	20,158	3,008	1,230,177	1,148,063	55.2
Hungary	04 Mar 2020	30-Nov-21	1,103,108	6,390	34,521	195	3.1%	11,291	4,323	6,126,420	5,842,885	60.7
Poland	04 Mar 2020	30-Nov-21	3,540,061	19,100	83,583	528	2.4%	9,323	2,135	20,829,997	20,418,316	54.0
Faroe Islands	04 Mar 2020	29-Nov-21	3,553	-	13	-	0.4%	7,299		40,205	38,142	77.8
Bosnia and Herzegovina	05 Mar 2020	30-Nov-21	275,065	846	12,586	31	4.6%	8,333	979	833,233	720,641	22.1
Gibraltar	05 Mar 2020	30-Nov-21	7,248	45	98	-	1.4%	21,507		40,911	39,818	118.2
Slovakia	06 Mar 2020	30-Nov-21	680,084	7,069	14,418	77	2.1%	12,469	9,042	2,631,908	2,344,592	42.9
Serbia	06 Mar 2020	30-Nov-21	1,254,845	2,272	11,691	54	0.9%	18,068	2,250	3,257,828	3,111,853	45.3
Vatican City	06 Mar 2020	17-Oct-20	27	-	-	-	0.0%	2,932				
Malta	07 Mar 2020	30-Nov-21	39,435	106	468	-	1.2%	7,845	4,755	435,573	432,125	83.7
Moldova	07 Mar 2020	30-Nov-21	363,774	664	9,119	29	2.5%	13,688	-	948,882	934,281	23.2
Bulgaria	08 Mar 2020	29-Nov-21	692,376	-	28,325	-	4.1%	9,925	4,539	1,786,530	1,762,938	25.6
Albania	09 Mar 2020	30-Nov-21	199,945	195	3,096	4	1.5%	7,005	-	1,071,871	959,555	33.4
Cyprus	09 Mar 2020	30-Nov-21	134,473	613	597	3	0.4%	11,219	40,303	621,701	583,001	65.1

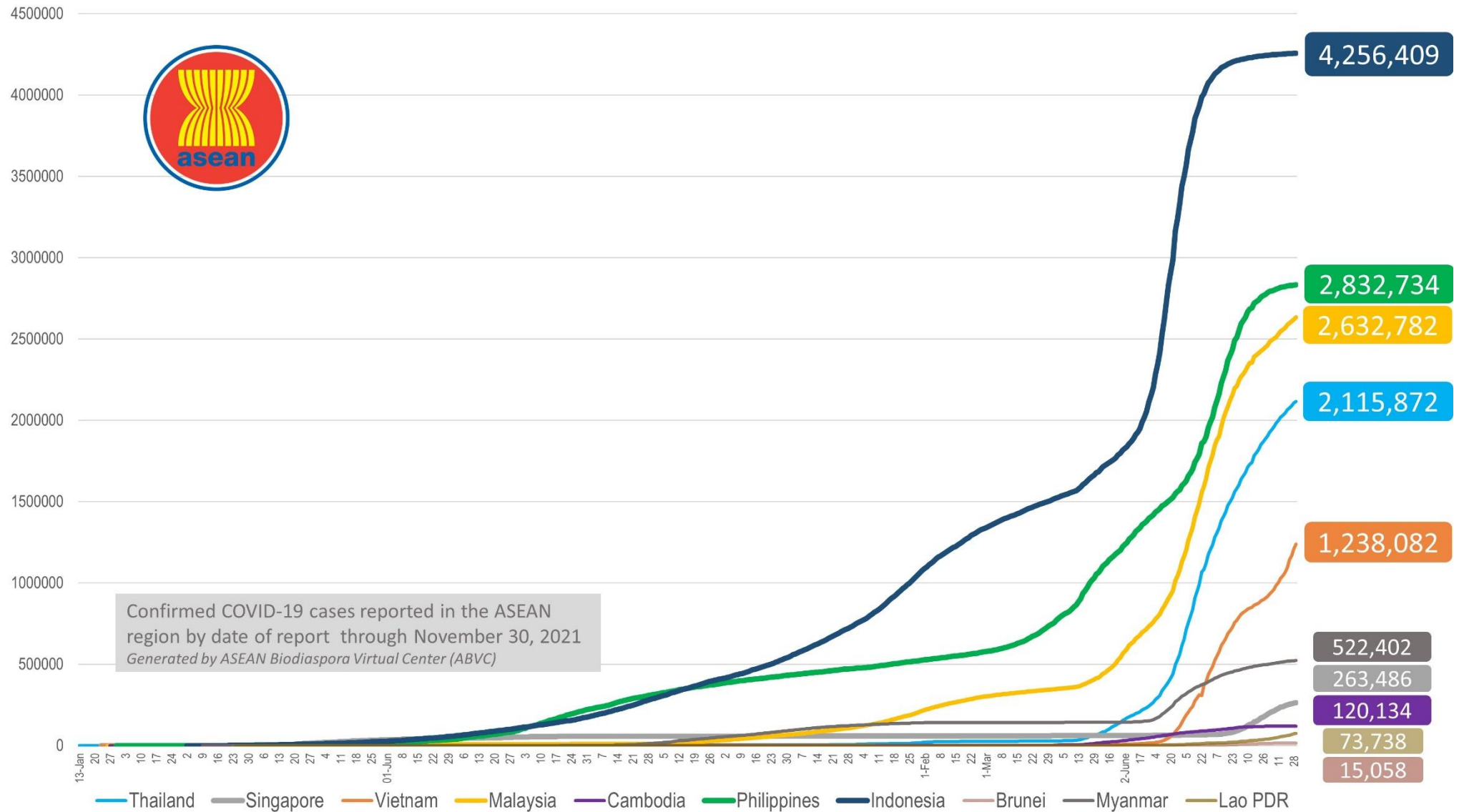
	Channel Islands	09 Mar 2020	30-Nov-21	4,077	145	23	-	0.6%	6,250		32,969	13,618	21.5
	Jersey	10 Mar 2020	30-Nov-21	14,105	153	81	-	0.6%	15,532		79,684	75,166	74.4
	Kazakhstan	13 Mar 2020	30-Nov-21	971,541	654	12,696	18	1.3%	5,248	-	8,718,613	8,058,293	42.4
	Kosovo	13 Mar 2020	30-Nov-21	161,083	2	2,983	-	1.9%	8,978				
	Uzbekistan	15 Mar 2020	30-Nov-21	193,208	143	1,402	3	0.7%	575		17,378,302	5,882,086	17.3
	Greenland	16 Mar 2020	29-Nov-21	1,456	-	-	-	0.0%	2,590		40,224	37,431	65.8
	Montenegro	17 Mar 2020	30-Nov-21	157,376	291	2,307	7	1.5%	25,296		273,720	254,909	40.6
	Kyrgyzstan	18 Mar 2020	30-Nov-21	183,351	66	2,746	3	1.5%	2,840		1,114,927	891,186	13.5
	Isle of Man	19 Mar 2020	30-Nov-21	11,339	109	66	-	0.6%	13,406		68,296	64,825	75.9
	Tajikistan	30 Apr 2020	20-Nov-21	17,095	-	124	-	0.7%	183		2,880,326	2,411,511	24.7
MIDDLE EAST	UAE	29 Jan 2020	30-Nov-21	742,041	65	2,147	1	0.3%	7,595	-	9,801,529	8,832,256	88.4
	Iran	19 Feb 2020	30-Nov-21	6,117,445	4,253	129,830	119	2.1%	7,378	1,429	57,332,853	46,328,337	54.5
	Israel	21 Feb 2020	30-Nov-21	1,343,572	596	8,196	1	0.6%	14,841	8,198	6,326,037	5,775,598	62.2
	Lebanon	21 Feb 2020	30-Nov-21	670,656	2,051	8,725	9	1.3%	9,782	-	1,907,306	1,679,868	24.8
	Kuwait	24 Feb 2020	30-Nov-21	413,362	35	2,465	-	0.6%	9,825	3,178	1,452,148	923,307	21.3
	Oman	24 Feb 2020	30-Nov-21	304,554	4	4,113	-	1.4%	6,122		3,310,409	2,828,176	54.1
	Bahrain	24 Feb 2020	30-Nov-21	277,690	62	1,394	-	0.5%	16,920	10,534	1,188,152	1,159,016	66.3
	Iraq	24 Feb 2020	30-Nov-21	2,081,172	724	23,820	13	1.1%	5,294	396	7,424,101	4,624,482	11.2
	Qatar	29 Feb 2020	30-Nov-21	243,447	157	611	-	0.3%	8,596	-	2,360,308	2,218,292	75.7
	Saudi Arabia	02 Mar 2020	30-Nov-21	549,752	32	8,836	2	1.6%	1,604	264	24,605,333	22,432,544	63.5
	Jordan	02 Mar 2020	30-Nov-21	953,943	4,977	11,608	24	1.2%	9,443	4,171	4,130,354	3,739,571	36.4
	Palestine	05 Mar 2020	30-Nov-21	460,799	360	4,803	4	1.0%	9,835		1,910,794	1,365,858	26.2
	Syria	22 Mar 2020	29-Nov-21	48,068	-	2,744	-	5.7%	282		890,837	739,210	4.0
	Yemen	10 Apr 2020	30-Nov-21	10,004	9	1,950	1	19.5%	34		548,933	361,351	1.2
AFRICA	Egypt	14 Feb 2020	29-Nov-21	357,629	-	20,412	-	5.7%	356		25,438,500	15,271,388	14.7
	Algeria	25 Feb 2020	30-Nov-21	210,531	187	6,071	7	2.9%	489		6,716,299	5,340,231	12.0
	Nigeria	28 Feb 2020	29-Nov-21	214,113	-	2,976	-	1.4%	107	20	6,329,967	3,516,215	1.7
	Tunisia	02 Mar 2020	29-Nov-21	717,309	-	25,365	-	3.5%	6,134	293	6,092,012	5,129,211	43.0
	Morocco	02 Mar 2020	30-Nov-21	949,917	132	14,776	1	1.6%	2,605	207	24,507,912	22,730,482	60.9
	Senegal	02 Mar 2020	29-Nov-21	73,987	-	1,885	-	2.5%	454	57	1,321,923	924,182	5.4
	South Africa	05 Mar 2020	30-Nov-21	2,968,052	4,373	89,843	21	3.0%	5,069	719	17,139,535	14,384,276	24.0
	Cameroon	06 Mar 2020	24-Nov-21	106,794	-	1,791	-	1.7%	413		777,338	595,316	2.2
	Togo	06 Mar 2020	30-Nov-21	26,265	15	243	-	0.9%	325	97	1,097,253	567,834	6.7
	Burkina Faso	09 Mar 2020	21-Nov-21	15,711	-	281	-	1.8%	77		364,565	297,231	1.4
	Democratic Republic of Congo	10 Mar 2020	29-Nov-21	58,234	-	1,107	-	1.9%	67		142,913	56,167	0.1

Ivory Coast	11 Mar 2020	29-Nov-21	61,712	-	704	-	1.1%	240	63	2,669,432	1,176,366	4.4
Reunion	11 Mar 2020	23-Nov-21	59,048	-	381	-	0.6%	7,600				
Ghana	13 Mar 2020	20-Nov-21	130,920	-	1,209	-	0.9%	430	-	2,651,463	842,225	2.7
Guinea	13 Mar 2020	29-Nov-21	30,770	-	387	-	1.3%	241		1,658,464	800,939	5.9
Gabon	13 Mar 2020	28-Nov-21	37,342	-	279	-	0.7%	1,719	1,235	166,353	111,626	4.9
Sudan	13 Mar 2020	29-Nov-21	42,826	-	3,141	-	7.3%	100		1,154,253	581,846	1.3
Kenya	13 Mar 2020	29-Nov-21	254,979	-	5,334	-	2.1%	485	-	4,583,142	2,709,473	4.9
Ethiopia	13 Mar 2020	30-Nov-21	371,536	190	6,755	5	1.8%	331	43	7,573,041	1,442,791	1.2
Central African Republic	14 Mar 2020	23-Nov-21	11,708	-	101	-	0.9%	247		362,298	321,982	6.5
Seychelles	14 Mar 2020	25-Nov-21	23,197	-	125	-	0.5%	23,761		81,937	77,951	78.8
Rwanda	14 Mar 2020	30-Nov-21	100,349	5	1,342	-	1.3%	795	942	5,744,232	3,004,325	22.6
Namibia	14 Mar 2020	28-Nov-21	129,187	-	3,573	-	2.8%	5,179	370	355,254	294,586	11.4
Swaziland	14 Mar 2020	30-Nov-21	46,656	74	1,248	-	2.7%	4,064		271,668	260,763	22.2
Mauritania	14 Mar 2020	30-Nov-21	39,266	53	832	1	2.1%	868	-	1,060,233	673,813	14.1
Mayotte	14 Mar 2020	26-Nov-21	20,938	-	185	-	0.9%	13,165				
Equatorial Guinea	15 Mar 2020	25-Nov-21	13,579	-	173	-	1.3%	1,001	653	247,251	197,738	13.6
Republic of Congo	15 Mar 2020	28-Nov-21	18,905	-	354	-	1.9%	351		496,643	128,936	2.3
Benin	16 Mar 2020	24-Nov-21	24,850	-	161	-	0.6%	211	-	339,452	297,726	2.4
Liberia	16 Mar 2020	27-Nov-21	5,823	-	287	-	4.9%	118		494,052	456,623	8.8
Tanzania	16 Mar 2020	23-Nov-21	26,261	-	730	-	2.8%	45		885,579	965,778	1.6
Somalia	16 Mar 2020	25-Nov-21	23,016	-	1,327	-	5.8%	149		589,128	564,612	3.5
Gambia	17 Mar 2020	22-Nov-21	9,989	-	342	-	3.4%	425	32	236,834	222,890	9.0
Zambia	17 Mar 2020	30-Nov-21	210,169	19	3,667	-	1.7%	1,177	52	806,611	681,134	3.6
Mauritius	18 Mar 2020	29-Nov-21	21,386	-	240	-	1.1%	1,690		916,524	914,936	71.9
Djibouti	18 Mar 2020	25-Nov-21	13,504	-	186	-	1.4%	1,387		73,592	26,087	2.6
Niger	19 Mar 2020	30-Nov-21	7,007	18	259	1	3.7%	30		507,223	464,413	1.9
Chad	19 Mar 2020	02-Nov-21	5,107	-	175	-	3.4%	32		185,794	72,824	0.4
Zimbabwe	20 Mar 2020	28-Nov-21	133,991	-	4,705	-	3.5%	915	152	3,782,038	2,804,465	18.6
Cape Verde	20 Mar 2020	30-Nov-21	38,370	3	349	-	0.9%	6,977		296,998	246,960	44.0
Madagascar	20 Mar 2020	26-Nov-21	44,330	-	967	-	2.2%	164	-	532,674	484,570	1.7
Uganda	21 Mar 2020	28-Nov-21	127,512	-	3,252	-	2.6%	288	79	3,838,439	912,983	1.9
Eritrea	21 Mar 2020	29-Nov-21	7,341	-	60	-	0.8%	207				
Angola	21 Mar 2020	29-Nov-21	65,155	-	1,733	-	2.7%	205		6,266,044	2,760,266	8.1
Mozambique	22 Mar 2020	30-Nov-21	151,548	20	1,941	-	1.3%	499	65	6,422,216	3,723,693	11.6
Libya	24 Mar 2020	29-Nov-21	372,636	-	5,456	-	1.5%	5,498		1,683,548	652,314	9.4
Guinea-Bissau	25 Mar 2020	28-Nov-21	6,440	-	148	-	2.3%	335		349,317	19,078	1.0
Mali	25 Mar 2020	30-Nov-21	17,434	70	606	-	3.5%	89		708,943	320,681	1.5
Botswana	30 Mar 2020	26-Nov-21	195,068	-	2,418	-	1.2%	8,468	-	883,188	469,369	19.6

Sierra Leone	31 Mar 2020	27-Nov-21	6,402	-	121	-	1.9%	82		703,231	361,089	4.4
Burundi	31 Mar 2020	27-Nov-21	20,402	-	14	-	0.1%	177		814	778	0.0
Malawi	02 Apr 2020	30-Nov-21	61,916	15	2,306	1	3.7%	332	-	1,133,159	599,981	3.1
South Sudan	05 Apr 2020	28-Nov-21	12,755	-	133	-	1.0%	115	-	185,148	133,315	1.2
Sao Tome and Principe	06 Apr 2020	14-Nov-21	3,731	-	56	-	1.5%	1,735		83,283	38,074	17.1
Comoros	30 Apr 2020	29-Nov-21	4,501	-	150	-	3.3%	529		281,946	241,310	27.2
Lesotho	13May 2020	30-Nov-21	21,779	11	662	-	3.0%	1,025		581,857	572,287	26.5
			249,096,441	429,860	4,940,277	6,031	2.0%					

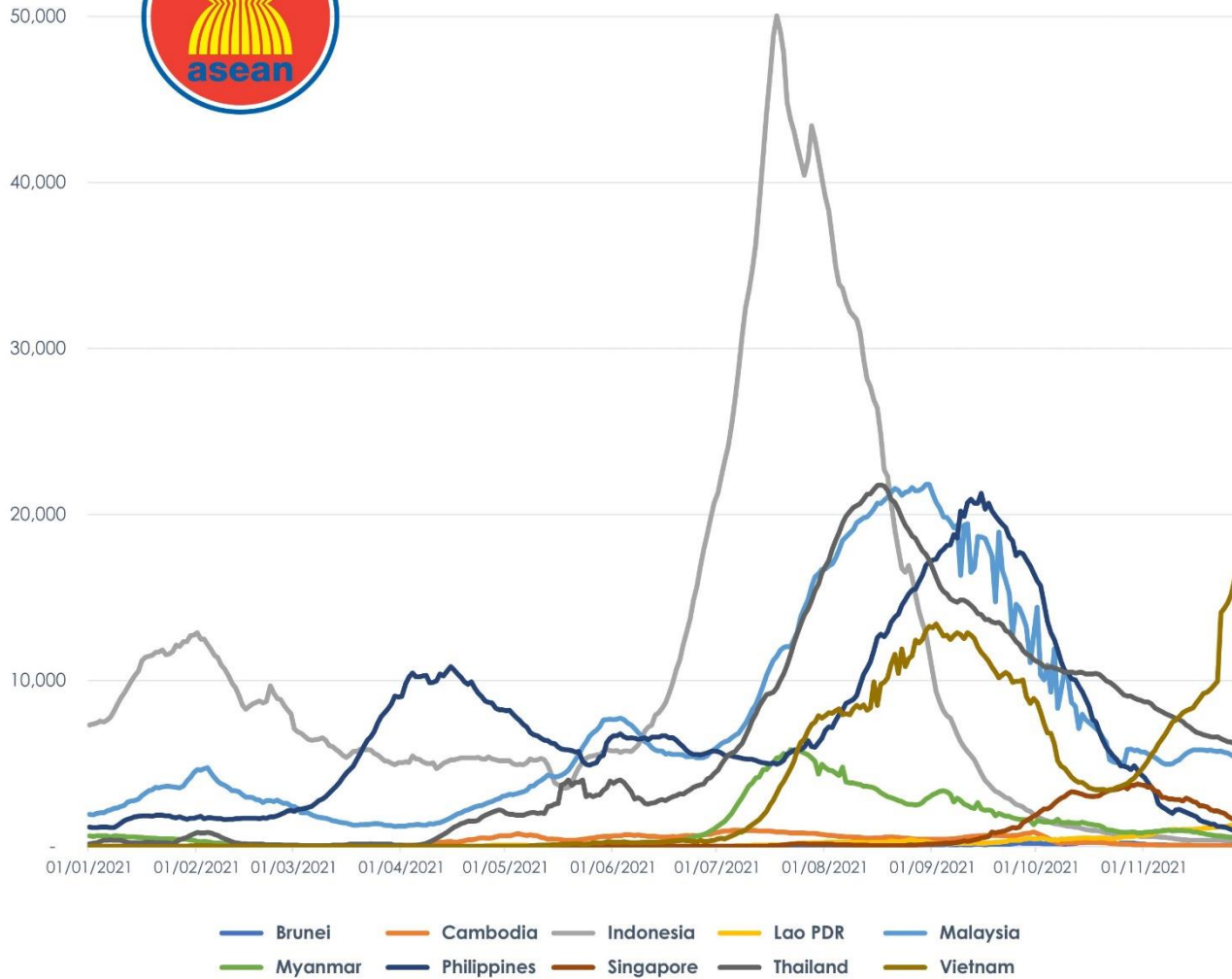
COVID-19 Epi curve among ASEAN Countries

as of 30 November 2021



7-Day Rolling Average of COVID-19 new cases

as of 30 November 2021

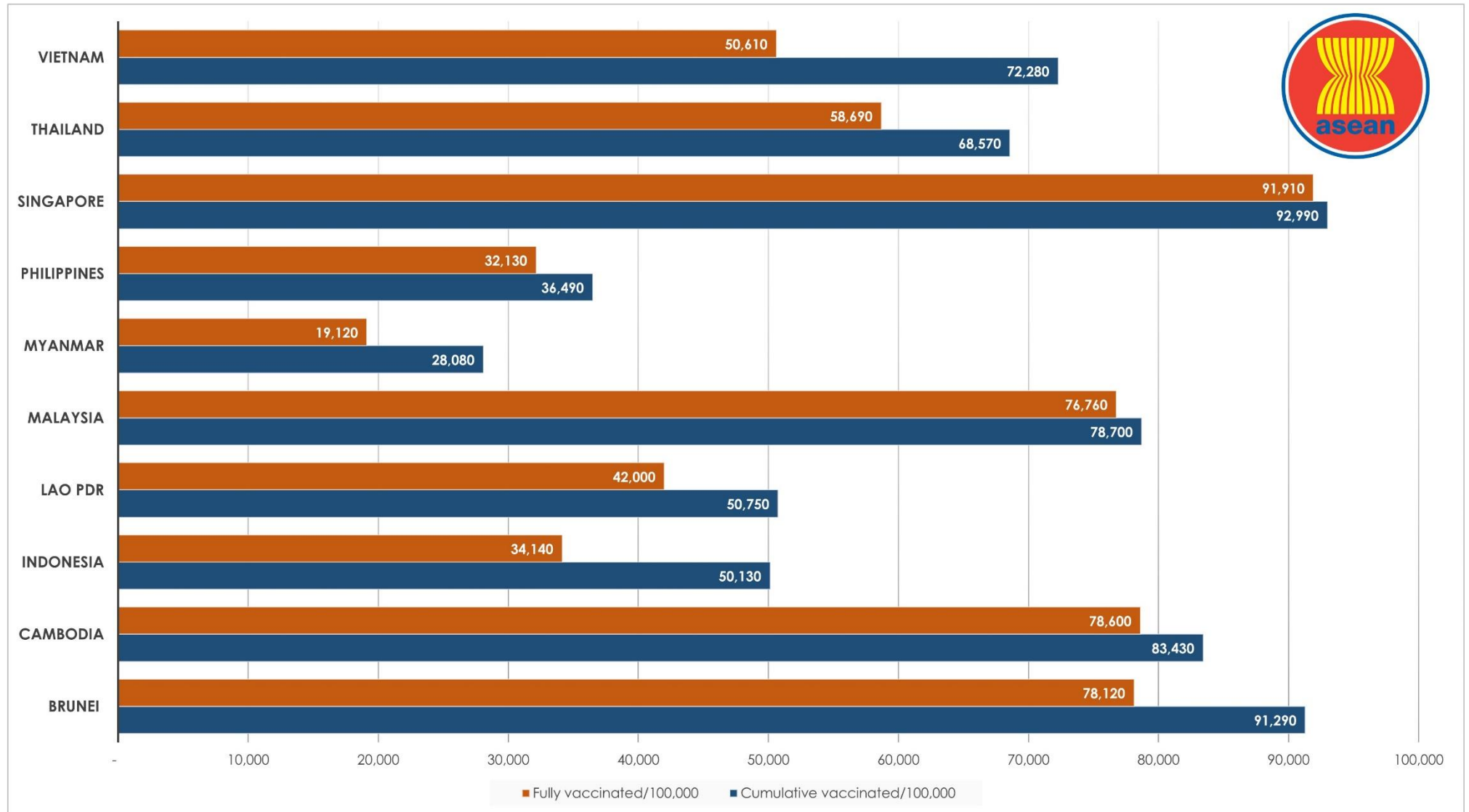


ASEAN Country	New Cases Rate of Change 7-Day Window*	P-value
Brunei	-0.83	0.528
Cambodia	-2.29	0
Indonesia	-0.99	0.547
Lao PDR	22.72	0.004
Malaysia	-98.85	0
Myanmar	-28.27	0.002
Philippines	-82.77	0
Singapore	-94.76	0
Thailand	-122.74	0
Vietnam	119.2	0.667

*Beta coefficient of linear line of best fit; equal to the rate of change in the 7-day rolling average of new cases over the past 7 days (as of November 30, 2021)


COVID-19 Vaccination Status

as of 30 November 2021



Outlook Assessment

as of 28 November 2021

 ASEAN MEMBER STATE	REQUIREMENT							
	At least 80% of the high-risk population has been vaccinated with at least one dose of a COVID-19 vaccine.		At least 65% of the total population has a level of immunity to COVID-19; either recovered from COVID-19 or have been vaccinated with at least one dose of a COVID-19 vaccine.		Case levels are generally low (a 7-day rolling average number of daily new cases that is <10 cases per 100,000, with each day's past-14-day test positivity is consistently <5%).		Government Policy on containment and health (strictness and comprehensiveness in COVID-19 related government policies)	
	% of High risk population fully vaccinated	Population vaccinated/day (7-day average)	% of Total population fully vaccinated	Population vaccinated/day (7-day average)	Daily cases/100,000	Test positivity last 14 days	Containment and health index score - Oxford COVID-19 Government Response Tracker (OxCGRT)	Change over the past 30 days
Brunei	84.2	0.95%/day	77.3	0.95%/day	15.76	Unknown	82.1/100	0.0
Cambodia	>90.0	0.05%/day	84.2	0.05%/day	0.21	Unknown	60.4/100	-4.8
Indonesia	>90.0	0%/day	35.7	0.42%/day	0.14	0.2%	56.6/100	0.0
Lao PDR	>90.0	0%/day	45.9	unknown	15.13	28.2	71.2/100	0.0
Malaysia	>90.0	0%/day	76.8	0.02%/day	14.64	4.5	62.5/100	0.0
Myanmar	56.4	unknown-	19.8	Unknown	1.01	Unknown	81.9/100	+8.9
Philippines	>90.0	1.03%/day	42.5	2.63%/day	0.88	4.9	81.3/100	0.0
Singapore	>90.0	0%/day	88.9	unknown	28.27	16.7	64.3/100	-4.2
Thailand	>90.0	0%/day	58.4	0.33%/day	8.90	15.7	64.9/100	-3.6
Vietnam	52.8	1.43%/day	48.7	1.43%/day	10.32	5.7	73.5/100	+5.4

Travel Data to ASEAN Countries: December 2021

International Travel from countries with reported SARS-CoV-2 variant B.1.1.52 or "Omicron"

Destination Country	Origin Country	Booked Seats for December 2021
Brunei	Australia	2,540
	Hong Kong (SAR)	1,016
Cambodia	Hong Kong (SAR)	544
Indonesia	Australia	10,966
	Hong Kong (SAR)	9,948
	Netherlands	6,770
Malaysia	Australia	14,566
	Hong Kong (SAR)	7,200
	Netherlands	5,480
Philippines	Australia	4,995
	Canada	11,875
	Hong Kong (SAR)	56,644
	Netherlands	8,656
Singapore	Australia	124,288
	Canada	4,403
	Germany	38,934
	Denmark	4,662
	France	13,292
	Hong Kong (SAR)	31,842
	Italy	11,914
	Netherlands	18,775
	South Africa	9,324
	Thailand	Australia
Belgium		2,889
Germany		20,250
Denmark		7,899
France		13,309
Hong Kong (SAR)		70,329
Israel		6,222
Netherlands		12,758
Vietnam		Australia
	Germany	1,216
	France	367
	Hong Kong (SAR)	32,749

