

COVID-19 Situational Report in the ASEAN Region

ASEAN Biodiaspora Virtual Center (ABVC)

as of October 8, 2021



Canada



COVID-19: Highlights and Situation Overview

Global Update

- Worldwide, there have been over 237 million cases and over 4 million deaths attributed to COVID-19.

Regional Update

- Malaysia's Health Minister said on October 7 that the antiviral drug Molnupiravir developed by Merck Sharp & Dohme, will be used against COVID-19 patients who suffered from symptoms for more than five days and the ones in more critical condition (category 3, 4, and 5). Earlier today, it was reported that Malaysia has signed a letter of undertaking to purchase the antiviral drug Molnupiravir. Through the agreement, the government agreed to procure 150,000 complete treatment packages (patient courses) to treat COVID-19 patients.

Vaccine Update

- The World Health Organization said on October 7 (Thursday) that the agency was about to restart the process of approving Russia's Sputnik V COVID-19 vaccine following a series of problems with the dossier. WHO authorization has been sought for the Sputnik V jab created by Russia's Gamaleya research institute, which is already being used in 45 countries. Several COVID-19 vaccines have been given the WHO green light for emergency use during the pandemic: Pfizer-BioNTech, Janssen, Moderna, Sinopharm, Sinovac and AstraZeneca in various plants. For Sputnik V, "the process was put on hold due to the lack of some legal procedures" according to the WHO assistant director-general for access to medicines, vaccines and pharmaceuticals. As soon as the legal procedures are finished, she added, WHO will be able to restart the process.
- Philippines has received over 2.1 million doses of Moderna's COVID-19 vaccine and 661,100 doses of AstraZeneca vaccines on Friday (October 8) morning. The latest batch of vaccines, procured by the national government and private sector, arrived at the Ninoy Aquino International Airport at around 9:20 a.m. today. The National Task Force against COVID-19 said the AstraZeneca doses were all procured by the private sector while 1,384,280 million Moderna vaccines were bought by the government and 747,860 doses were purchased by the private sector. The country has administered more than 46 million doses of COVID-19 vaccines where almost 22 million people have been fully vaccinated. The government initially aimed to vaccinate up to 70 million people this year, however, the government official in charge of the Philippines' vaccine procurement, said Monday night that the government revised its target to 50-70 million people this year and ramped up to 80 to 90% of the targeted population in February 2022. He added that the Department of Finance (DOF) has started negotiating with multilateral financing institutions to procure additional COVID-19 vaccine doses next year. The negotiations with four to five vaccine manufacturers are also ongoing for the supply of 90 million vaccine doses early next year. The Philippines has so far received more than 77.4 million doses of COVID-19 vaccines from different vaccine makers since February 28. China's Sinovac was the first to deliver and remains the biggest supplier of vaccines to the country.
- Malaysia's Special Committee on COVID-19 Vaccine Supply (JKJAV) reported that a total of 20,856,337 individuals or 89.1% of the adult population in the country have completed their COVID-19 vaccination as of October 7. Based on the Ministry of Health data on the CovidNow portal, 94.6% or 22,153,302 individuals of the adult population have received at least one dose of the vaccine. A total of 196,647 doses of the vaccine were dispensed on Thursday (October 7) with 108,092 as first dose and 88,555 as second dose, bringing the total number of doses administered under the National COVID-19 Immunization Programme (PICK) to 45,204,479. In addition, 4.7% or

147,938 of adolescents aged between 12 and 17 have completed their vaccination and 68.5% or 2,156,346 teenagers have received at least one dose of the vaccine. Meanwhile, the ongoing development of a Malaysian COVID-19 vaccine at the Institute for Medical Research (IMR) will be fully conducted by local experts and researchers. Meanwhile, Pfizer-Biontech's Cominarty vaccine has been approved by the Health Ministry to be used for Malaysia's booster dose programme. Health director-general said that the Drug Control Authority (DCA) granted the conditional approval in a meeting on Friday (October 8). The 365th meeting of the DCA today has given conditional approval to the 'Concentrate for Dispersion for Injection' (Cominarty) vaccine produced by Pfizer Manufacturing Belgium NV (Belgium) and BioNTech Manufacturing GmbH, Germany to be given as booster doses to people aged 18 years and above at least six months after their second dose. This conditional approval requires information on the quality, safety and effectiveness of this vaccine to be monitored and evaluated based on the latest data from time to time. It is to ensure that the comparison of benefits over risk for the vaccine remains positive. The Deputy Health Minister announced that the research into COVID-19 vaccines at the Institute for Medical Research (IMR) covers two types of vaccine technology, namely inactivated virus and mRNA. The authority also noted that the inactivated virus vaccine is already at the inactivation stage while the mRNA vaccine is undergoing in vitro transcription. Production of the COVID-19 vaccine will take some time to achieve the required safety and effectiveness through the third phase of clinical studies, as well as approval from the National Pharmaceutical Regulatory Agency (NPRA), before it can be used by the public. He added that COVID-19 vaccine research was a new field and will only be accessible in Malaysia after the pre-clinical study on animal and clinical human studies shows it is safe and effective. The vaccine is expected to be ready by 2024.

Travel Advisories (new update/s)

- Singapore: The Transport Ministry announced on Friday (October 8) that Singapore will open up a new Vaccinated Travel Lane (VTL) with South Korea to facilitate travel for vaccinated travellers. People vaccinated against COVID-19 will be able to travel between Singapore and South Korea without quarantine starting November 15. The announcement by both countries means that Singapore residents now have a second option for leisure travel without quarantine. The jointly-launched VTLs will be the first of its kind between two major aviation hubs in Asia and build on longstanding relations to safely revive cross-border air travel and people-to-people flows according to the ministry. Under the VTLs, fully vaccinated travellers will be able to travel between Changi Airport and Incheon International Airport, and do PCR tests, in lieu of serving quarantine or Stay-Home Notice. There will be no restrictions on the purpose of travel or the need for a controlled itinerary or sponsorship. Under the VTL scheme, fully vaccinated travellers can come into Singapore provided they meet several requirements, such as staying in either the country of departure and/or Singapore in the last 14 days prior to departing for Singapore. Travellers have to fly on designated VTL flights and take up to four COVID-19 polymerase chain reaction swab tests, including one pre-departure test and one on-arrival test. Singapore is also working on establishing VTL with the United States of America by yearend.
- Philippines: The government's pandemic task force, the Inter-Agency Task Force for the Management of Infectious Diseases, expanded the list of persons allowed interzonal travel to general community quarantine (GCQ) and modified general community quarantine (MGCQ) areas. Minors or those below 18 years old as well as fully vaccinated individuals over 65 years old from Metro Manila are now allowed point-to-point interzonal travel to areas under GCQ and modified GCQ. All travellers, however, are still required to undergo health and exposure screening protocols upon arrival at their destinations. The Philippine government has also agreed to shorten the quarantine period for inbound travelers who are fully vaccinated against COVID-19. Starting October 8, fully vaccinated travellers from "green" or "yellow" list countries need only to undergo facility-based quarantine until the release of their negative COVID-19 swab test

results which will be taken on their fifth day. After which they will be required to undergo home quarantine until their 10th day of isolation. Meanwhile, unvaccinated, partially vaccinated individuals or those whose vaccination status cannot be verified or confirmed will be required to undergo facility-based quarantine until the release of their swab test taken on their 7th day. If the tests turn negative, they will then be required to undergo home quarantine until their 14th day. Inbound travelers from countries classified under the “green list” qualify for seven-day facility-based quarantine instead of 10 days. Those coming from countries considered as “yellow risk” must undergo a 14-day quarantine of which 10 days will be spent at a quarantine facility and four days at home. For foreign nationals, travellers shall be required to secure their own pre-booked accommodations of at least six days for the fully vaccinated; and at least eight days for the unvaccinated, partially vaccinated, and those with unverified and unconfirmed vaccination.

Cases and Deaths as of 08 October 2021

- As of 08 October 2021 (2PM, GMT+8), worldwide, there were **237,856,599** confirmed cases, including **4,853,003** deaths. Globally, Case Fatality Rate (CFR) was **2.0**.
- In **China**, there were **124,933** confirmed cases with **5,693** deaths, including deaths in Hong Kong (213) and Taiwan (844). Confirmed cases in China include confirmed cases in Hong Kong (12,252), Macau (75), and Taiwan (16,271). CFR was **4.6**.
- 12,402,611 confirmed cases** of COVID-19 have been reported in the ASEAN region with a total of **266,746 deaths**, with a CFR of **2.2**.

REGION	COUNTRY	FIRST CONFIRMED CASE(S)	LATEST REPORT ON CONFIRMED CASE(S)	TOTAL CONFIRMED CASES	NEW CASES (7-DAY ROLLING AVERAGE)	TOTAL DEATHS	NEW DEATHS (7-DAY ROLLING AVERAGE)	CASE FATALITY RATE	CUMULATIVE CASES/ 100,000	NUMBER OF TESTS LAST 14 DAYS/ 100,000	CUMULATIVE VACCINATED	CUMULATIVE FULLY VACCINATED	FULLY VACCINATED / 100
ASEAN REGION	Brunei	10-Mar-20	07-Oct-21	8,262	112 (164)	62	1 (3)	0.8%	1,907		310,416	201,941	45.7
	Cambodia	27-Jan-20	07-Oct-21	114,148	224 (214)	2,441	10 (17)	2.1%	692	-	13,456,672	11,135,916	65.7
	Indonesia	02-Mar-20	07-Oct-21	4,224,487	1,393 (1,340)	142,494	81 (79)	3.4%	1,561	186	95,781,773	54,441,979	19.7
	Lao PDR	24-Mar-20	06-Oct-21	26,462	- (374)	23	- (1)	0.1%	369	696	2,983,763	2,080,368	28.2
	Malaysia	25-Jan-20	06-Oct-21	2,303,837	- (8,320)	26,981	- (120)	1.2%	7,211	-	24,202,147	20,915,720	63.8
	Myanmar	23-Mar-20	07-Oct-21	474,019	994 (1,630)	18,034	36 (50)	3.8%	877	348	7,205,913	3,729,758	6.8
	Philippines	30-Jan-20	07-Oct-21	2,632,881	9,964 (11,845)	38,937	109 (92)	1.5%	2,435	586	25,195,827	22,657,351	20.4
	Singapore	23-Jan-20	07-Oct-21	113,381	3,577 (2,763)	133	3 (6)	0.1%	1,988	7,930	4,702,719	4,592,067	77.9
	Thailand	13-Jan-20	07-Oct-21	1,678,297	11,200 (10,689)	17,418	113 (99)	1.0%	2,410	-	33,505,887	21,595,916	30.9
	Vietnam	23-Jan-20	07-Oct-21	826,837	4,150 (5,155)	20,223	125 (132)	2.4%	857	5,007	35,933,360	12,221,677	12.5
				12,402,611	31,614	266,746	478	2.2%					

- 225,329,055 confirmed cases** of COVID-19 have been reported in **222 countries/states** (other than China, Hong Kong, Taiwan, Macau, and ASEAN countries):

REGION	COUNTRY	FIRST CONFIRMED CASE(S)	LATEST REPORT ON CONFIRMED CASE(S)	TOTAL CONFIRMED CASES	NEW CASES	TOTAL DEATHS	NEW DEATHS	CASE FATALITY RATE	CUMULATIVE CASES/ 100,000	NUMBER OF TESTS LAST 14 DAYS/ 100,000	CUMULATIVE IMMUNIZED	CUMULATIVE FULLY VACCINATED	FULLY VACCINATED/ 100
ASIA PACIFIC	Japan	16 Jan 2020	07-Oct-21	1,709,592	1,275	17,794	55	1.0%	1,354	593	91,794,890	79,398,361	63.0
	South Korea	20 Jan 2020	07-Oct-21	325,804	2,425	2,544	8	0.8%	630	748	39,823,981	28,506,355	55.6
	Nepal	24 Jan 2020	07-Oct-21	800,282	667	11,200	8	1.4%	2,797	342	7,962,647	6,419,480	21.6
	Australia	25 Jan 2020	07-Oct-21	120,043	2,217	1,389	10	1.2%	468	8,312	17,349,168	12,293,262	47.7
	Sri Lanka	27 Jan 2020	07-Oct-21	523,550	772	13,229	44	2.5%	2,401	398	14,615,232	11,967,327	55.7
	India	30 Jan 2020	07-Oct-21	33,914,465	21,463	450,160	277	1.3%	2,482	1,246	668,975,929	254,551,022	18.3
	Afghanistan	24 Feb 2020	07-Oct-21	155,429	49	7,221	1	4.6%	409		828,601	430,744	1.1
	Pakistan	26 Feb 2020	07-Oct-21	1,255,321	1,453	28,032	46	2.2%	580	272	62,076,090	31,632,731	14.1
	New Zealand	28 Feb 2020	07-Oct-21	4,480	30	27	-	0.6%	91	3,620	3,380,704	2,157,447	44.4
	Bhutan	05 Mar 2020	05-Oct-21	2,613	-	3	-	0.1%	342	1,550	584,605	496,481	63.7
	Maldives	07 Mar 2020	06-Oct-21	85,278	-	232	-	0.3%	16,061	7,896	392,773	343,149	63.1
	Bangladesh	08 Mar 2020	07-Oct-21	1,560,818	663	27,647	12	1.8%	957	161	34,972,074	17,556,250	10.6
	Mongolia	10 Mar 2020	07-Oct-21	319,247	2,237	1,391	15	0.4%	9,899	4,847	2,252,313	2,132,512	64.1
	Turkey	10 Mar 2020	07-Oct-21	7,357,336	30,019	65,590	217	0.9%	8,819	4,640	54,284,532	45,638,744	53.7
	French Polynesia	12 Mar 2020	06-Oct-21	46,538	-	625	-	1.3%	16,663		153,079	141,882	50.2
	Guam	15 Mar 2020	06-Oct-21	15,789	-	210	-	1.3%	9,438		128,755	115,277	69.5
	New Caledonia	17 Mar 2020	06-Oct-21	8,860	-	185	-	2.1%	3,079		153,060	98,491	34.2
	Fiji	18 Mar 2020	07-Oct-21	51,386	58	649	2	1.3%	5,774	-	593,442	462,441	51.2
	Papua New Guinea	21 Mar 2020	06-Oct-21	21,896	-	243	-	1.1%	249	-	133,741	61,221	0.7
	Timor Leste	21 Mar 2020	07-Oct-21	19,633	20	119	-	0.6%	1,518	-	441,510	270,369	20.1
Northern Mariana Islands	28 Mar 2020	28-May-21	183	-	2	-	1.1%	320		35,887	34,325	60.3	
North Korea	24 Jul 2020	25-Jul-20	1	-	-	-	0.0%	0					
Solomon Islands	03 Oct 2020	16-Apr-21	20	-	-	-	0.0%	3		104,760	25,444	3.6	
Wallis et Futuna	17 Oct 2020	06-May-21	445	-	7	-	1.6%	2,777		5,679	5,164	46.6	

	Marshall Islands	26 Oct 2020	17-Nov-20	4	-	-	-	0.0%	7		22,913	20,024	34.3
	Vanuatu	11 Nov 2020	21-Apr-21	4	-	1	-	25.0%	1		49,639	24,105	7.7
	Samoa	18 Nov 2020	12-Feb-21	3	-	-	-	0.0%	2		114,698	57,618	28.8
	Micronesia	11 Jan 2021	11-Jan-21	1	-	-	-	0.0%	1		45,006	39,164	37.8
	Palau	31 May 2021	16-Sep-21	5	-	-	-	0.0%	28		17,827	15,556	86.9
AMERICAS	USA	21 Jan 2020	07-Oct-21	44,987,068	68,503	728,915	1,205	1.6%	13,706	2,867	216,012,495	186,385,751	55.4
	Canada	25 Jan 2020	07-Oct-21	1,649,354	2,214	28,127	15	1.7%	4,340	3,150	29,464,725	27,264,239	71.6
	Brazil	26 Feb 2020	06-Oct-21	21,523,787	-	599,651	-	2.8%	10,164	-	152,886,127	95,306,373	44.5
	Mexico	28 Feb 2020	06-Oct-21	3,699,621	-	280,607	-	7.6%	2,900	121	65,692,031	46,309,831	35.6
	Saint Martin	01 Mar 2020	01-Oct-21	3,748	-	55	-	1.5%	9,863				
	Ecuador	01 Mar 2020	06-Oct-21	511,317	-	32,819	-	6.4%	2,943	153	11,350,433	9,918,613	55.5
	Dominican Republic	01 Mar 2020	07-Oct-21	363,735	886	4,063	7	1.1%	3,387	-	6,098,359	4,938,094	45.1
	Chile	03 Mar 2020	07-Oct-21	1,659,386	942	37,533	21	2.3%	8,756	3,558	15,626,255	14,174,591	73.8
	Argentina	03 Mar 2020	07-Oct-21	5,264,305	1,086	115,416	37	2.2%	11,714	588	30,011,782	23,190,355	50.9
	Peru	05 Mar 2020	06-Oct-21	2,181,183	-	199,559	-	9.1%	6,709	21	16,386,070	11,914,825	35.7
	Costa Rica	06 Mar 2020	06-Oct-21	541,036	-	6,553	-	1.2%	10,719	599	3,470,013	2,290,280	44.6
	Colombia	06 Mar 2020	07-Oct-21	4,967,524	1,677	126,517	30	2.5%	9,868	953	27,149,994	17,494,197	34.1
	French Guiana	06 Mar 2020	06-Oct-21	42,157	-	281	-	0.7%	21,563				
	Martinique	06 Mar 2020	29-Sep-21	41,129	-	608	-	1.5%	9,501				
	Paraguay	07 Mar 2020	06-Oct-21	460,113	-	16,205	-	3.5%	6,531	267	2,766,899	1,873,691	26.0
	Panama	10 Mar 2020	06-Oct-21	468,325	-	7,255	-	1.5%	11,029	1,566	2,938,275	2,287,101	52.2
	Bolivia	10 Mar 2020	06-Oct-21	502,550	-	18,775	-	3.7%	4,365	392	4,252,426	3,258,388	27.5
	Honduras	11 Mar 2020	06-Oct-21	369,030	-	9,949	-	2.7%	3,786		3,331,191	2,431,066	24.2
	Cuba	11 Mar 2020	07-Oct-21	907,941	3,833	7,742	39	0.9%	8,011	-	9,524,916	5,318,954	47.0
	Guyana	11 Mar 2020	06-Oct-21	32,951	-	816	-	2.5%	4,210		364,208	215,553	27.3
	Jamaica	12 Mar 2020	07-Oct-21	85,475	214	1,964	21	2.3%	2,899	530	541,844	290,807	9.8
	St Vincent and the Grenadines	12 Mar 2020	06-Oct-21	3,866	-	33	-	0.9%	3,496		20,830	13,556	12.2
	Saint Lucia	13 Mar 2020	07-Oct-21	11,833	106	215	-	1.8%	6,474		46,994	34,205	18.6
	Trinidad and Tobago	13 Mar 2020	06-Oct-21	51,813	-	1,522	-	2.9%	3,714	782	588,038	525,220	37.4

Venezuela	13 Mar 2020	06-Oct-21	377,833	-	4,558	-	1.2%	1,325		9,731,808	5,983,049	20.8
Guatemala	13 Mar 2020	05-Oct-21	572,103	-	13,851	-	2.4%	3,446	704	4,676,499	2,626,218	14.4
Uruguay	13 Mar 2020	06-Oct-21	389,505	-	6,062	-	1.6%	11,252	2,248	2,739,723	2,589,112	74.3
Curacao	13 Mar 2020	06-Oct-21	16,684	-	168	-	1.0%	10,590		98,374	89,874	54.5
Puerto Rico	13 Mar 2020	06-Oct-21	181,934	-	3,175	-	1.7%	5,697		2,551,724	2,278,170	71.3
Suriname	13 Mar 2020	04-Oct-21	42,716	-	919	-	2.2%	7,347		233,818	176,579	29.8
Antigua and Barbuda	13 Mar 2020	06-Oct-21	3,581	-	87	-	2.4%	3,687	-	53,736	43,648	44.2
Guadeloupe	13 Mar 2020	06-Oct-21	53,734	-	721	-	1.3%	12,130				
Cayman Islands	13 Mar 2020	06-Oct-21	930	-	2	-	0.2%	1,432		55,433	55,433	83.4
Aruba	14 Mar 2020	06-Oct-21	15,578	-	168	-	1.1%	14,653		81,641	75,366	70.3
Bahamas	15 Mar 2020	06-Oct-21	21,518	-	586	-	2.7%	5,525	992	124,207	88,265	22.2
US Virgin Islands	16 Mar 2020	06-Oct-21	6,885	-	72	-	1.0%	6,457		54,357	47,404	45.3
Sint Maarten	17 Mar 2020	07-Oct-21	4,375	-	68	-	1.6%	10,741		25,891	23,819	54.9
Montserrat	17 Mar 2020	05-Oct-21	40	-	1	-	2.5%	428		1,483	1,388	27.9
Barbados	17 Mar 2020	06-Oct-21	9,823	-	85	-	0.9%	3,422		139,149	108,222	37.6
El Salvador	18 Mar 2020	06-Oct-21	107,335	-	3,345	-	3.1%	1,663	-	4,160,845	3,530,340	54.2
Nicaragua	18 Mar 2020	05-Oct-21	15,134	-	205	-	1.4%	231		556,589	305,218	4.6
Bermuda	18 Mar 2020	06-Oct-21	5,455	-	87	-	1.6%	8,534		44,190	43,025	69.3
Haiti	19 Mar 2020	06-Oct-21	22,354	-	634	-	2.8%	198		52,788	22,773	0.2
Dominica	22 Mar 2020	05-Oct-21	3,844	-	23	-	0.6%	5,353		25,127	21,567	29.9
Grenada	22 Mar 2020	06-Oct-21	5,531	-	167	-	3.0%	4,938		34,535	24,450	21.6
Belize	23 Mar 2020	06-Oct-21	21,893	-	426	-	1.9%	5,609	4,486	198,580	139,157	34.4
Turks and Caicos Islands	23 Mar 2020	06-Oct-21	2,884	-	23	-	0.8%	7,552		27,446	24,928	63.6
Saint Kitts and Nevis	24 Mar 2020	05-Oct-21	2,246	-	16	-	0.7%	4,252	13,295	25,637	22,422	41.9
British Virgin Islands	25 Mar 2020	06-Oct-21	2,725	-	37	-	1.4%	9,074		17,570	15,360	50.5
Anguilla	26 Mar 2020	06-Oct-21	499	-	1	-	0.2%	3,765		9,548	9,156	60.5
Caribbean Netherlands	01 Apr 2020	06-Oct-21	2,184	-	19	-	0.9%	12,125		19,109	16,736	63.3
Falkland Islands	03 Apr 2020	06-Oct-21	68	-	-	-	0.0%	2,578		2,632	1,775	50.3

	Saint Pierre and Miquelon	05 Apr 2020	04-Oct-21	32	-	-	-	0.0%	456				
	Saint Barthelemy	25 Jul 2020	01-Oct-21	1,578	-	4	-	0.3%	18,675				
EUROPE	France	24 Jan 2020	07-Oct-21	7,043,316	4,615	116,991	34	1.7%	10,503		50,482,515	44,788,652	66.3
	Germany	27 Jan 2020	07-Oct-21	4,312,672	11,021	94,578	79	2.2%	5,188	1,132	56,846,361	54,039,073	64.4
	Finland	29 Jan 2020	07-Oct-21	145,354	689	1,062	-	0.7%	2,633	1,567	4,147,504	3,537,923	63.8
	Italy	30 Jan 2020	07-Oct-21	4,692,274	2,933	131,198	41	2.8%	7,782	4,848	45,555,233	41,431,225	68.6
	Russian Federation	31 Jan 2020	07-Oct-21	7,690,110	27,550	213,549	924	2.8%	5,327	3,651	48,891,249	43,301,448	29.7
	Spain	31 Jan 2020	07-Oct-21	4,971,310	1,807	86,701	23	1.7%	10,560	1,367	37,755,682	36,802,767	78.7
	Sweden	31 Jan 2020	06-Oct-21	1,157,083	-	14,861	-	1.3%	11,250		7,175,614	6,643,295	65.4
	United Kingdom of Great Britain	31 Jan 2020	07-Oct-21	8,046,390	39,730	137,417	122	1.7%	12,039	13,197	49,035,877	45,049,953	66.1
	Belgium	05 Feb 2020	07-Oct-21	1,256,191	2,604	25,649	9	2.0%	10,939	3,741	8,608,197	8,439,709	72.6
	Switzerland	25 Feb 2020	07-Oct-21	847,451	1,126	11,128	3	1.3%	9,883	3,973	5,566,212	5,117,751	58.7
	Austria	25 Feb 2020	07-Oct-21	755,797	1,965	11,072	11	1.5%	8,514	38,074	5,768,741	5,454,792	60.3
	Croatia	25 Feb 2020	07-Oct-21	413,665	1,748	8,730	8	2.1%	10,170	2,521	1,832,889	1,718,074	42.1
	Norway	26 Feb 2020	07-Oct-21	192,079	285	871	-	0.5%	3,592	1,784	4,173,169	3,671,332	67.2
	Romania	26 Feb 2020	07-Oct-21	1,318,367	14,467	38,542	282	2.9%	6,811	3,547	5,873,816	5,451,352	28.5
	Estonia	26 Feb 2020	07-Oct-21	161,781	949	1,387	4	0.9%	12,195	4,504	762,933	618,600	46.7
	Georgia	26 Feb 2020	07-Oct-21	626,058	2,228	9,162	28	1.5%	16,828	5,376	993,154	843,289	21.2
	North Macedonia	26 Feb 2020	07-Oct-21	193,846	388	6,783	25	3.5%	9,304	-	792,673	740,822	35.6
	Greece	26 Feb 2020	07-Oct-21	671,040	2,229	15,042	30	2.2%	6,262	17,910	6,475,511	6,204,057	59.8
	Denmark	27 Feb 2020	07-Oct-21	362,068	607	2,668	3	0.7%	6,223	5,542	4,458,666	4,380,095	75.4
	San Marino	27 Feb 2020	04-Oct-21	5,444	-	91	-	1.7%	16,078		24,437	24,437	71.9
	Lithuania	27 Feb 2020	07-Oct-21	345,095	2,268	5,158	24	1.5%	12,383	8,290	1,758,956	1,628,845	60.6
	Netherlands	27 Feb 2020	07-Oct-21	2,016,171	2,746	18,200	6	0.9%	11,632	482	12,876,117	11,605,975	67.6
	Azerbaijan	27 Feb 2020	06-Oct-21	488,213	-	6,611	-	1.4%	4,871	1,012	4,837,342	4,004,178	39.2
Belarus	28 Feb 2020	07-Oct-21	551,800	1,983	4,243	15	0.8%	5,829	1,857	2,059,838	1,568,483	16.6	
Iceland	28 Feb 2020	07-Oct-21	12,092	57	33	-	0.3%	3,347	3,650	281,734	276,522	80.5	
Ireland	28 Feb 2020	07-Oct-21	397,831	1,206	5,280	-	1.3%	8,051	4,491	3,777,477	3,697,101	74.2	
Monaco	29 Feb 2020	06-Oct-21	3,327	-	33	-	1.0%	8,539		26,672	23,308	59.0	

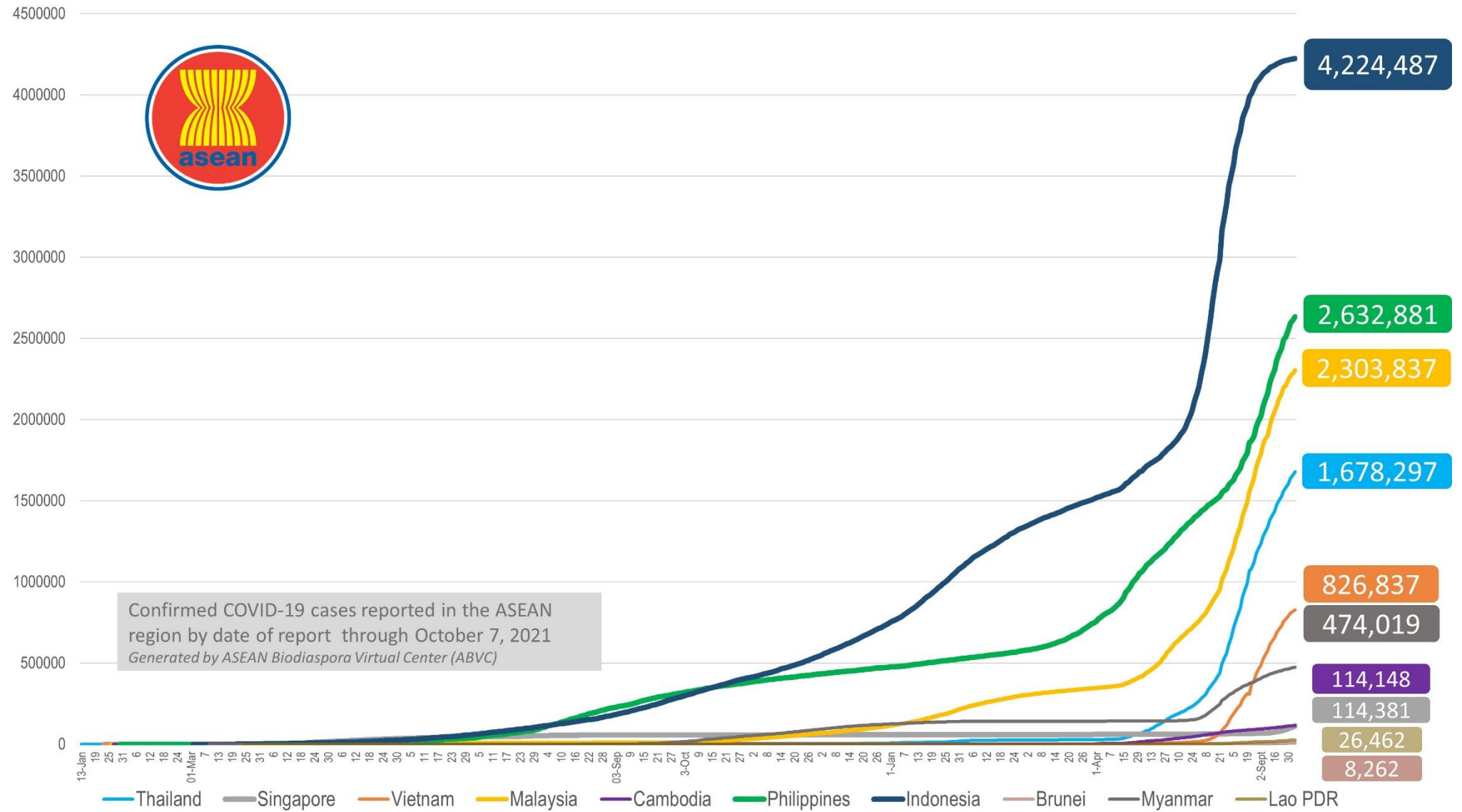
Czech Republic	01 Mar 2020	07-Oct-21	1,697,064	1,048	30,493	8	1.8%	15,905		6,098,298	5,987,122	55.8
Luxembourg	01 Mar 2020	07-Oct-21	78,941	160	836	-	1.1%	12,735	3,110	419,813	399,522	62.9
Armenia	01 Mar 2020	07-Oct-21	268,672	1,309	5,466	26	2.0%	9,084	2,877	264,695	143,840	4.9
Latvia	02 Mar 2020	07-Oct-21	166,553	1,752	2,783	10	1.7%	8,707	-	943,240	876,520	47.0
Portugal	02 Mar 2020	07-Oct-21	1,073,268	731	18,019	11	1.7%	10,451	3,670	8,957,792	8,729,560	85.9
Andorra	02 Mar 2020	07-Oct-21	15,288	4	130	-	0.9%	19,818	1,435	54,312	47,720	61.7
Liechtenstein	03 Mar 2020	07-Oct-21	3,457	4	60	-	1.7%	9,093	4,748	24,584	22,993	60.1
Ukraine	03 Mar 2020	07-Oct-21	2,497,643	15,125	57,840	314	2.3%	5,627	925	7,360,200	5,942,170	13.7
Slovenia	04 Mar 2020	07-Oct-21	299,242	972	4,600	3	1.5%	14,332	2,155	1,132,152	1,023,060	49.2
Hungary	04 Mar 2020	07-Oct-21	826,636	837	30,259	6	3.7%	8,461	1,393	5,902,806	5,669,473	58.9
Poland	04 Mar 2020	07-Oct-21	2,916,969	2,007	75,803	29	2.6%	7,682	1,049	19,885,124	19,540,515	51.7
Faroe Islands	04 Mar 2020	07-Oct-21	1,246	9	2	-	0.2%	2,560		38,471	36,538	74.5
Bosnia and Herzegovina	05 Mar 2020	07-Oct-21	239,400	942	10,833	31	4.5%	7,252	861	734,195	508,008	15.6
Gibraltar	05 Mar 2020	07-Oct-21	5,606	9	97	-	1.7%	16,635		39,953	39,653	117.7
Slovakia	06 Mar 2020	07-Oct-21	420,924	1,451	12,705	8	3.0%	7,718	5,457	2,462,202	2,263,999	41.5
Serbia	06 Mar 2020	07-Oct-21	988,307	6,978	8,582	51	0.9%	14,231	3,296	3,053,911	2,921,046	42.3
Vatican City	06 Mar 2020	17-Oct-20	27	-	-	-	0.0%	2,932				
Malta	07 Mar 2020	07-Oct-21	37,283	19	459	-	1.2%	7,417	5,660	420,499	420,429	81.7
Moldova	07 Mar 2020	07-Oct-21	303,208	1,777	6,954	27	2.3%	11,409	3,452	824,986	800,205	19.9
Bulgaria	08 Mar 2020	07-Oct-21	516,510	2,302	21,505	94	4.2%	7,404	2,680	1,407,830	1,350,132	19.6
Albania	09 Mar 2020	07-Oct-21	173,723	533	2,746	12	1.6%	6,087	-	955,083	816,459	28.4
Cyprus	09 Mar 2020	05-Oct-21	119,039	-	557	-	0.5%	9,932	47,376	596,887	559,121	62.4
Channel Islands	09 Mar 2020	07-Oct-21	1,666	8	21	-	1.3%	2,554		32,969	13,618	20.3
Jersey	10 Mar 2020	07-Oct-21	10,146	29	79	1	0.8%	11,173		77,423	74,080	73.3
Kazakhstan	13 Mar 2020	07-Oct-21	898,225	2,063	11,422	33	1.3%	4,852	-	7,766,146	6,756,266	35.6
Kosovo	13 Mar 2020	07-Oct-21	160,236	41	2,955	1	1.8%	8,931				
Uzbekistan	15 Mar 2020	07-Oct-21	176,964	487	1,260	5	0.7%	527		9,787,973	4,283,645	12.6
Greenland	16 Mar 2020	07-Oct-21	601	1	-	-	0.0%	1,069		39,901	36,219	63.7
Montenegro	17 Mar 2020	07-Oct-21	134,211	444	1,972	7	1.5%	21,573		247,176	216,911	34.5
Kyrgyzstan	18 Mar 2020	07-Oct-21	179,036	104	2,614	2	1.5%	2,773		854,601	646,554	9.8
Isle of Man	19 Mar 2020	07-Oct-21	7,899	56	52	-	0.7%	9,339		65,479	64,002	74.9

	Tajikistan	30 Apr 2020	13-Sep-21	17,084	-	124	-	0.7%	183		2,464,077	1,898,776	19.5
MIDDLE EAST	UAE	29 Jan 2020	07-Oct-21	737,373	144	2,109	2	0.3%	7,547	37,803	9,385,806	8,367,115	83.8
	Iran	19 Feb 2020	07-Oct-21	5,674,083	11,625	122,012	233	2.2%	6,843	1,425	36,303,822	15,646,961	18.4
	Israel	21 Feb 2020	07-Oct-21	1,300,811	2,222	7,879	17	0.6%	14,368	12,656	6,163,046	5,669,213	64.5
	Lebanon	21 Feb 2020	06-Oct-21	627,722	-	8,370	-	1.3%	9,156	-	1,638,475	1,330,631	19.7
	Kuwait	24 Feb 2020	06-Oct-21	411,935	-	2,452	-	0.6%	9,791	4,600	2,668,082	923,307	21.3
	Oman	24 Feb 2020	07-Oct-21	303,915	20	4,101	-	1.3%	6,109		2,896,271	2,050,716	39.3
	Bahrain	24 Feb 2020	07-Oct-21	275,458	64	1,390	-	0.5%	16,784	10,559	1,166,815	1,125,718	64.4
	Iraq	24 Feb 2020	07-Oct-21	2,018,667	2,044	22,473	33	1.1%	5,135	550	4,676,216	2,932,292	7.1
	Qatar	29 Feb 2020	07-Oct-21	237,225	78	607	1	0.3%	8,376	2,147	2,360,308	2,218,292	75.7
	Saudi Arabia	02 Mar 2020	07-Oct-21	547,449	47	8,736	4	1.6%	1,598	1,337	23,560,753	19,352,569	54.8
	Jordan	02 Mar 2020	07-Oct-21	830,944	1,056	10,783	9	1.3%	8,226	2,859	3,749,935	3,332,146	32.5
	Palestine	05 Mar 2020	07-Oct-21	441,882	946	4,465	9	1.0%	9,431		1,416,215	776,687	14.9
	Syria	22 Mar 2020	07-Oct-21	36,160	262	2,314	8	6.4%	212		482,196	290,221	1.6
Yemen	10 Apr 2020	07-Oct-21	9,299	28	1,765	2	19.0%	32		308,025	48,148	0.2	
AFRICA	Egypt	14 Feb 2020	06-Oct-21	309,135	-	17,545	-	5.7%	308		11,113,946	5,845,818	5.6
	Algeria	25 Feb 2020	07-Oct-21	204,276	105	5,843	5	2.9%	474		6,017,036	4,032,942	9.0
	Nigeria	28 Feb 2020	07-Oct-21	206,920	62	2,740	-	1.3%	103	46	4,790,943	1,943,821	0.9
	Tunisia	02 Mar 2020	06-Oct-21	709,001	-	24,971	-	3.5%	6,063	671	5,172,620	3,956,254	33.2
	Morocco	02 Mar 2020	07-Oct-21	937,631	668	14,413	23	1.5%	2,571	452	22,748,069	19,247,930	51.5
	Senegal	02 Mar 2020	07-Oct-21	73,825	9	1,864	2	2.5%	453	106	1,247,876	564,998	3.3
	South Africa	05 Mar 2020	07-Oct-21	2,909,757	989	88,104	123	3.0%	4,969	496	13,182,547	9,526,247	15.9
	Cameroon	06 Mar 2020	06-Oct-21	95,399	-	1,517	-	1.6%	369		385,057	84,284	0.3
	Togo	06 Mar 2020	06-Oct-21	25,653	-	234	-	0.9%	317	175	720,739	404,932	4.8
	Burkina Faso	09 Mar 2020	07-Oct-21	14,403	15	195	-	1.4%	71		234,490	168,141	0.8
	Democratic Republic of Congo	10 Mar 2020	06-Oct-21	57,083	-	1,086	-	1.9%	66		99,839	36,255	0.0
	Ivory Coast	11 Mar 2020	06-Oct-21	60,573	-	653	-	1.1%	236	76	1,193,877	273,400	1.0
	Reunion	11 Mar 2020	05-Oct-21	53,963	-	369	-	0.7%	6,946				
	Ghana	13 Mar 2020	02-Oct-21	128,286	-	1,158	-	0.9%	422	-	865,422	758,160	2.4
	Guinea	13 Mar 2020	06-Oct-21	30,479	-	383	-	1.3%	239		1,241,449	590,842	4.4
	Gabon	13 Mar 2020	05-Oct-21	31,584	-	197	-	0.6%	1,454	862	102,256	78,064	3.4
	Sudan	13 Mar 2020	04-Oct-21	38,632	-	2,909	-	7.5%	90		649,062	581,846	1.3
	Kenya	13 Mar 2020	07-Oct-21	250,728	218	5,178	3	2.1%	477	-	3,022,947	967,553	1.8
	Ethiopia	13 Mar 2020	07-Oct-21	352,504	1,166	5,888	45	1.7%	315	25	2,900,826	884,250	0.8
	Central African Republic	14 Mar 2020	07-Oct-21	11,391	-	100	-	0.9%	240		197,103	9,901	0.2
Seychelles	14 Mar 2020	05-Oct-21	21,538	-	116	-	0.5%	22,062		77,311	71,091	71.9	
Rwanda	14 Mar 2020	07-Oct-21	98,345	136	1,297	1	1.3%	779	1,255	2,135,104	1,686,978	12.7	

Namibia	14 Mar 2020	07-Oct-21	127,989	33	3,523	3	2.8%	5,131	381	261,269	167,720	6.5	
Swaziland	14 Mar 2020	06-Oct-21	46,193	-	1,226	-	2.7%	4,023		217,532	210,432	18.0	
Mauritania	14 Mar 2020	06-Oct-21	36,271	-	782	-	2.2%	801	-	311,544	569,587	11.9	
Mayotte	14 Mar 2020	06-Oct-21	20,373	-	180	-	0.9%	12,810					
Equatorial Guinea	15 Mar 2020	04-Oct-21	12,532	-	150	-	1.2%	924	607	225,011	167,635	11.6	
Republic of Congo	15 Mar 2020	04-Oct-21	14,561	-	199	-	1.4%	271		230,572	116,041	2.1	
Benin	16 Mar 2020	06-Oct-21	24,335	-	159	-	0.7%	206	-	226,269	21,405	0.2	
Liberia	16 Mar 2020	30-Sep-21	5,799	-	286	-	4.9%	117		84,482	9,135	0.2	
Tanzania	16 Mar 2020	06-Oct-21	25,957	-	723	-	2.8%	45		560,938	560,938	0.9	
Somalia	16 Mar 2020	06-Oct-21	20,900	-	1,152	-	5.5%	135		259,041	236,000	1.4	
Gambia	17 Mar 2020	03-Oct-21	9,939	-	338	-	3.4%	423	20	184,817	171,987	6.9	
Zambia	17 Mar 2020	07-Oct-21	209,283	35	3,653	1	1.7%	1,172	322	311,049	426,393	2.3	
Mauritius	18 Mar 2020	05-Oct-21	16,083	-	100	-	0.6%	1,271		855,866	799,689	62.8	
Djibouti	18 Mar 2020	07-Oct-21	13,179	63	174	-	1.3%	1,354		66,010	26,087	2.6	
Niger	19 Mar 2020	06-Oct-21	6,065	-	204	-	3.4%	26		405,978	127,921	0.5	
Chad	19 Mar 2020	06-Oct-21	5,051	-	174	-	3.4%	32		123,426	30,616	0.2	
Zimbabwe	20 Mar 2020	07-Oct-21	131,523	89	4,631	1	3.5%	898	305	3,140,386	2,359,144	15.6	
Cape Verde	20 Mar 2020	06-Oct-21	37,770	-	345	-	0.9%	6,868		286,914	142,748	25.4	
Madagascar	20 Mar 2020	13-Sep-21	42,898	-	958	-	2.2%	159	-	197,001	184,632	0.7	
Uganda	21 Mar 2020	05-Oct-21	124,254	-	3,170	-	2.6%	281	73	1,643,067	415,486	0.9	
Eritrea	21 Mar 2020	07-Oct-21	6,734	5	42	-	0.6%	190					
Angola	21 Mar 2020	06-Oct-21	60,448	-	1,598	-	2.6%	190		2,127,405	1,006,732	3.0	
Mozambique	22 Mar 2020	07-Oct-21	150,899	25	1,919	-	1.3%	497	21	1,903,730	1,740,693	5.4	
Libya	24 Mar 2020	07-Oct-21	344,847	915	4,739	19	1.4%	5,088		1,401,958	235,443	3.4	
Guinea-Bissau	25 Mar 2020	03-Oct-21	6,112	-	135	-	2.2%	318		87,231	7,484	0.4	
Mali	25 Mar 2020	06-Oct-21	15,368	-	552	-	3.6%	78		318,655	240,321	1.2	
Botswana	30 Mar 2020	05-Oct-21	180,197	-	2,374	-	1.3%	7,822	-	394,827	234,777	9.8	
Sierra Leone	31 Mar 2020	03-Oct-21	6,396	-	121	-	1.9%	82		192,558	43,907	0.5	
Burundi	31 Mar 2020	06-Oct-21	18,972	-	14	-	0.1%	165					
Malawi	02 Apr 2020	07-Oct-21	61,648	9	2,287	-	3.7%	331	-	839,097	502,755	2.6	
South Sudan	05 Apr 2020	06-Oct-21	12,096	-	130	-	1.1%	109	-	77,546	31,053	0.3	
Sao Tome and Principe	06 Apr 2020	07-Oct-21	3,600	16	55	-	1.5%	1,674		68,443	26,197	11.7	
Comoros	30 Apr 2020	06-Oct-21	4,158	-	147	-	3.5%	489		190,637	162,098	18.2	
Lesotho	13May 2020	05-Oct-21	21,423	-	650	-	3.0%	1,008		324,686	316,384	14.7	
			225,329,055	332,306	4,580,564	4,964	2.0%						

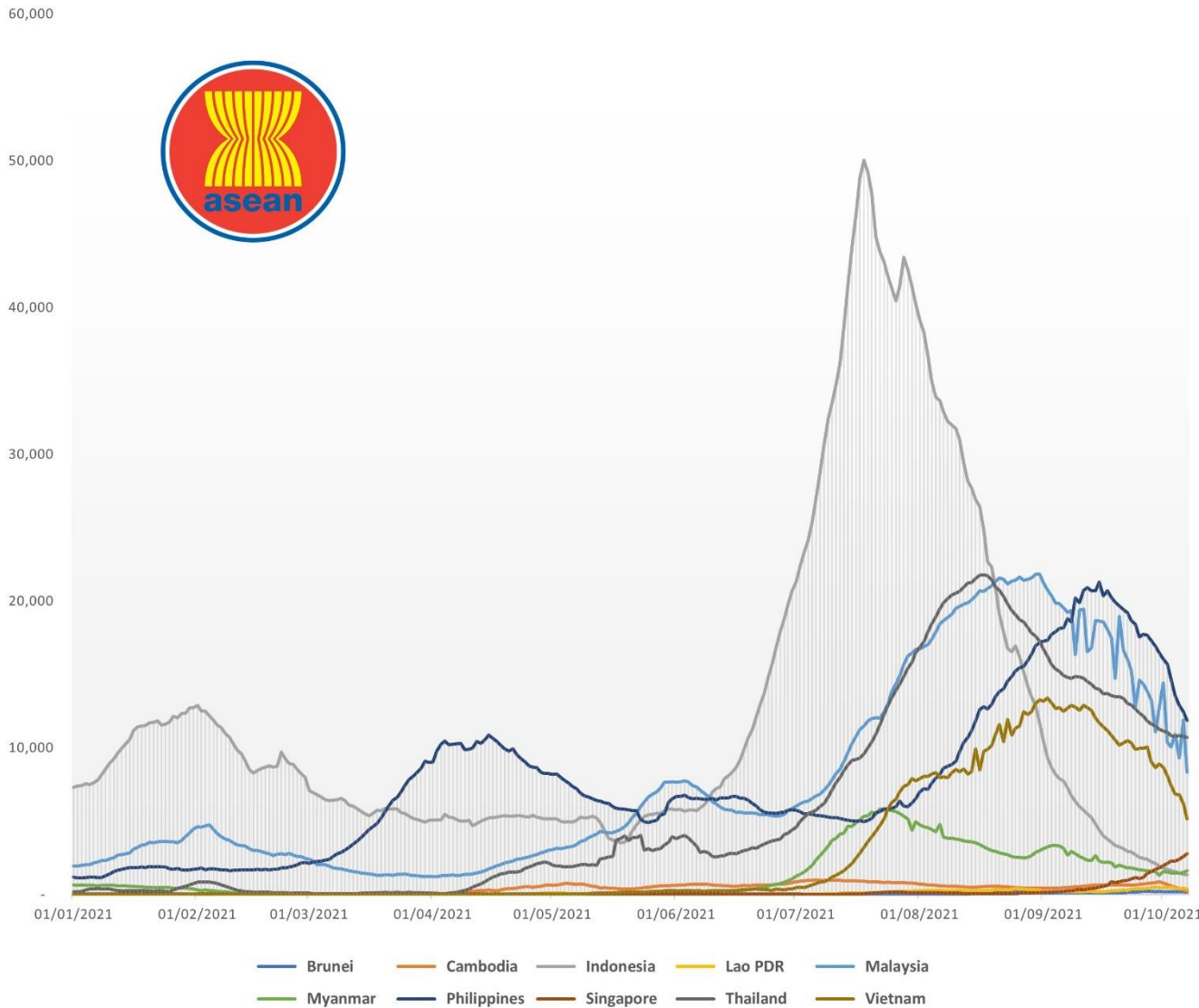
COVID-19 Epi curve among ASEAN Countries

as of 7 October 2021



7-Day Rolling Average of COVID-19 new cases

as of 7 October 2021

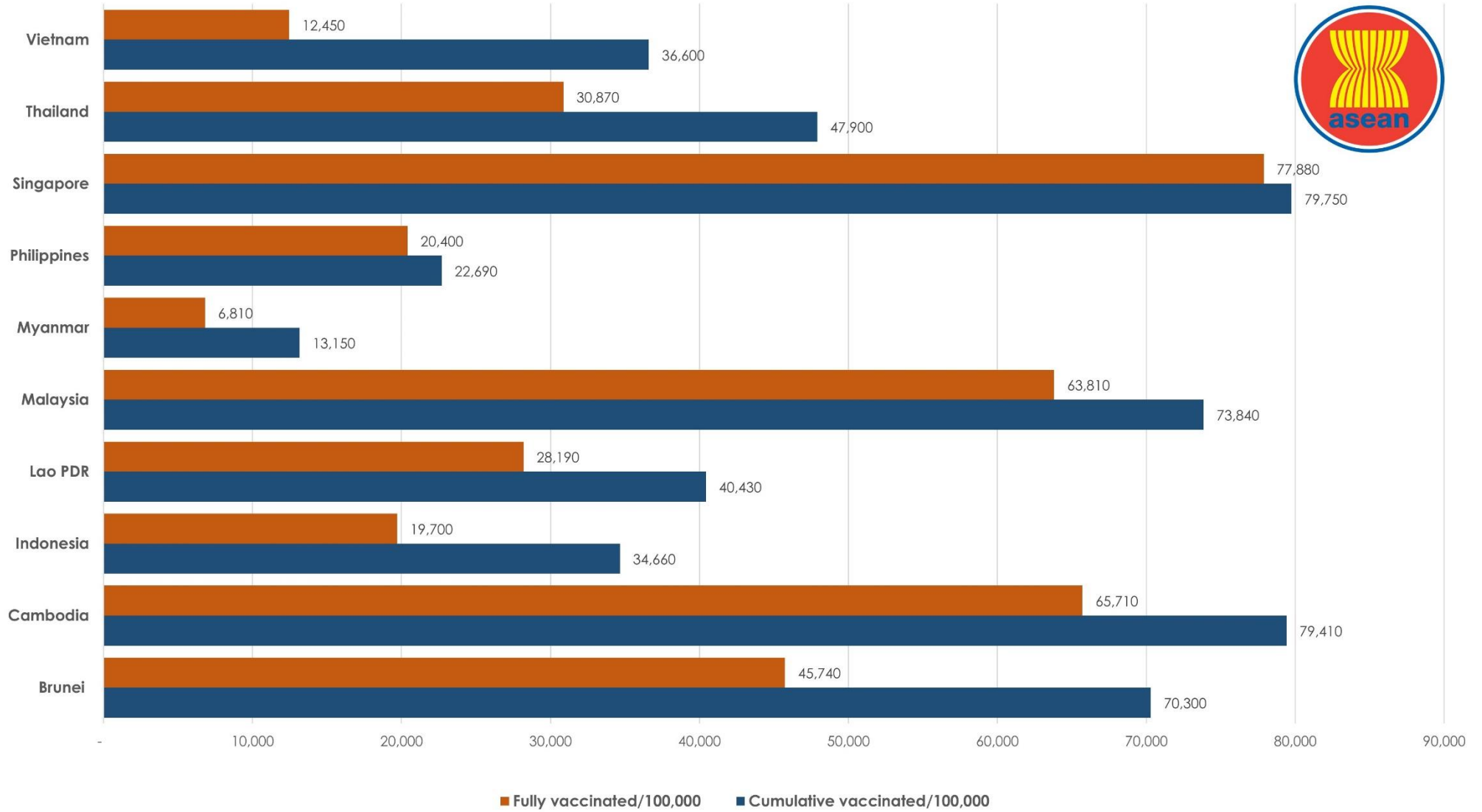


ASEAN Country	New Cases Rate of Change 7-Day Window*	P-value
Brunei	-3.923	0.03
Cambodia	-92.811	0
Indonesia	-77.684	0
Lao PDR	-15.429	0.013
Malaysia	-523.5	0.153
Myanmar	5.908	0.643
Philippines	-743.235	0
Singapore	123.444	0
Thailand	-68.219	0.005
Vietnam	-533.923	0

*Beta coefficient of linear line of best fit; equal to the rate of change in the 7-day rolling average of new cases over the past 7 days (as of October 7, 2021)

COVID-19 Vaccination Status

as of 7 October 2021



Outlook Assessment

as of 6 October 2021

ASEAN MEMBER STATE	REQUIREMENT					
	At least 80% of the high-risk population has been vaccinated with at least one dose of a COVID-19 vaccine.		At least 65% of the total population has a level of immunity to COVID-19; either recovered from COVID-19 or have been vaccinated with at least one dose of a COVID-19 vaccine.		Case levels are generally low (a 7-day rolling average number of daily new cases that is <10 cases per 100,000, with each day's past-14-day test positivity is consistently <5%).	
	% of High risk population with one dose	Projected Completion Date <i>(moderate case scenario)</i>	% of Total population with one dose	Projected Completion Date <i>(moderate case scenario)</i>	Daily cases/100,000	Test positivity last 14 days
Brunei	>80.0	Aug 2021	70.7	Sept 2021	39.565	
Cambodia	>80.0	Jun 2021	>80.1	Aug 2021	1.951	
Indonesia	>80.0	Aug 2021	37.7	Jan 2022	0.511	1.7
Lao PDR	> 80.0	Aug 2021	44.4	Dec 2021	4.979	9.6
Malaysia	>80.0	Jul 2021	76.1	Sep 2021	33.057	
Myanmar	27.9	-	14.3		2.754	8.2
Philippines	>80.0	Sept 2021	26.0		11.520	24.2
Singapore	>80.0	May 2021	>80.4	Jul 2021	45.157	1.8
Thailand	>80.0	Sept 2021	49.9	Nov 2021	15.443	27.6
Vietnam	>80.0	Oct 2021	37.3	Nov 2021	6.411	2.2



CANADA

UNITED STATES

Report generated by
ASEAN Biodiaspora Virtual Center (ABVC)
in collaboration with **Bluedot Inc.**
Email: support@biodiaspora.org



Southern Ocean