

COVID-19: Highlights and Situation Overview

Global Update

- Worldwide, there have been over 236 million cases and over 4 million deaths attributed to COVID-19.

Regional Update

- Indonesia, which was among the countries worst hit by COVID-19 in Asia, has seen improvements in its pandemic situation since the devastating second wave of infections hit the country in June and July. The national daily virus reproduction number (R_t) has fallen below 1 and the positivity rate, or the proportion of people tested who are positive, also dropped below 1% as of October 4, indicating that the outbreak is under control. Despite the improvements, the Coordinating Maritime Affairs and Investment Minister said that the government would continue the implementation of multi-tiered public activity restrictions (PPKM) for another two weeks until October 18, even if some restrictions have already been eased. These include allowing indoor gyms and fitness centers to reopen at 25% of capacity. In addition, the government has also designated Blitar, East Java, as the first region in the country to impose Level 1 PPKM, the lowest of the government's four-tiered restrictions. Under the Level 1 restrictions, public activities will almost return to what was normal before the pandemic. Blitar was chosen as the location for the Level 1 PPKM pilot project because of its high vaccination rate of 97% for the first dose and 62% for the second dose, and that around 60% of its elderly population have received their first shots. The city, according to the central government, has also met the World Health Organization's indicators for low COVID-19 incidence. The minister also said that the government would deploy a task force composed of epidemiologists and experts to monitor the COVID-19 situation in Blitar after the implementation of the Level 1 PPKM. If the Level 1 PPKM implementation in the city is successful, the government plans to impose it in other regions as well.

Vaccine Update

- Malaysia's Special Committee on COVID-19 Vaccine Supply (JKJAV) reported that a total of 44,797,925 doses of COVID-19 vaccine have been administered in Malaysia as of October 5 (Tuesday). According to figures, a total of people 24,085,144 (or 94.5% of the adult population) have received their first dose while 20,819,254 (or 88.4% of the adult population) received both doses. It also mentioned that a total of 224,034 doses of COVID-19 vaccines were administered on Tuesday where 122,153 individuals had received their first doses while another 101,881 people completed their second dose. Also, based on the Health Ministry's data on the COVIDNOW portal, 120,402 or 3.8% of adolescents aged 12 to 17 have completed their vaccination.

Travel Advisories (new update/s)

- Indonesia: The government has announced that Bali would reopen for certain international arrivals starting on October 14, as the pandemic situation in the country continued to improve. The Ngurah Rai Airport will open for international travellers from several countries, including South Korea, China, Japan, the United Arab Emirates and New Zealand. Foreign nationals who wished to enter Bali will be required to show proof of hotel room reservation for the mandatory eight-day quarantine at their own expense.
- Malaysia: The Sarawak Disaster Management Committee (SDMC) announced on September 5 that restrictions on inter-district travel will no longer be needed starting October 6. However, it added that visiting one another is not encouraged and the public must exercise

some restraint as the state is still facing the threats of the COVID-19 pandemic. SDMC emphasizes that although the crossing districts have relaxed for those who have been fully vaccinated, they should continue to take preventative steps to stem the spread of COVID-19. It added that police permit is still required for entries from outside the state. Meanwhile, in Sabah, the authority announced that there is no quarantine requirement for fully vaccinated persons to enter Sabah unless arriving from overseas. According to the SOP, although fully vaccinated, travellers are allowed to enter Sabah without undergoing quarantine but it is still mandatory to undergo swab tests three days before arrival.

Cases and Deaths as of 06 October 2021

- As of 06 October 2021 (2PM, GMT+8), worldwide, there were **236,880,529** confirmed cases, including **4,835,048** deaths. Globally, Case Fatality Rate (CFR) was **2.0**.
- In **China**, there were **124,859** confirmed cases with **5,693** deaths, including deaths in Hong Kong (213) and Taiwan (844). Confirmed cases in China include confirmed cases in Hong Kong (12,238), Macau (75), and Taiwan (16,262). CFR was **4.6**.
- 12,320,772 confirmed cases** of COVID-19 have been reported in the ASEAN region with a total of **265,685 deaths**, with a CFR of **2.2**.

REGION	COUNTRY	FIRST CONFIRMED CASE(S)	LATEST REPORT ON CONFIRMED CASE(S)	TOTAL CONFIRMED CASES	NEW CASES (7-DAY ROLLING AVERAGE)	TOTAL DEATHS	NEW DEATHS (7-DAY ROLLING AVERAGE)	CASE FATALITY RATE	CUMULATIVE CASES/ 100,000	NUMBER OF TESTS LAST 14 DAYS/ 100,000	CUMULATIVE VACCINATED	CUMULATIVE FULLY VACCINATED	FULLY VACCINATED / 100
ASEAN REGION	Brunei	10-Mar-20	05-Oct-21	8,044	140(176)	60	- (3)	0.7%	1,857		296,963	196,624	44.5
	Cambodia	27-Jan-20	05-Oct-21	113,703	228 (416)	2,418	12 (19)	2.1%	690	-	13,401,922	11,085,410	65.4
	Indonesia	02-Mar-20	05-Oct-21	4,221,610	1,404 (1,450)	142,338	77 (90)	3.4%	1,560	319	94,223,690	53,006,923	19.2
	Lao PDR	24-Mar-20	04-Oct-21	25,524	-(369)	22	- (1)	0.1%	356	846	2,983,763	2,080,368	28.2
	Malaysia	25-Jan-20	04-Oct-21	2,285,640	- (9,302)	26,759	- (118)	1.2%	7,154	-	23,962,511	20,717,373	63.2
	Myanmar	23-Mar-20	05-Oct-21	471,308	1,526 (1,463)	17,957	36 (47)	3.8%	872	421	7,205,913	3,729,758	6.8
	Philippines	30-Jan-20	05-Oct-21	2,613,070	9,030 (12,872)	38,828	- (121)	1.5%	2,417	736	25,195,827	24,787,214	22.3
	Singapore	23-Jan-20	05-Oct-21	106,318	2,475 (2,397)	121	8 (6)	0.1%	1,864	7,930	4,699,026	4,533,178	76.9
	Thailand	13-Jan-20	05-Oct-21	1,657,231	9,869 (10,831)	17,203	92 (101)	1.0%	2,380	-	29,501,110	15,899,158	22.7
Vietnam	23-Jan-20	05-Oct-21	818,324	4,363 (6,812)	19,979	134 (149)	2.4%	848	6,701	34,622,194	10,873,929	11.1	
				12,320,772	29,035	265,685	359	2.2%					

- 224,434,898 confirmed cases** of COVID-19 have been reported in **222 countries/states** (other than China, Hong Kong, Taiwan, Macau, and ASEAN countries):

REGION	COUNTRY	FIRST CONFIRMED CASE(S)	LATEST REPORT ON CONFIRMED CASE(S)	TOTAL CONFIRMED CASES	NEW CASES	TOTAL DEATHS	NEW DEATHS	CASE FATALITY RATE	CUMULATIVE CASES/ 100,000	NUMBER OF TESTS LAST 14 DAYS/ 100,000	CUMULATIVE IMMUNIZED	CUMULATIVE FULLY VACCINATED	FULLY VACCINATED/ 100
	Japan	16 Jan 2020	05-Oct-21	1,707,494	982	17,729	36	1.0%	1,352	705	90,841,137	77,921,267	61.8

ASIA PACIFIC	South Korea	20 Jan 2020	05-Oct-21	321,352	1,575	2,524	11	0.8%	621	715	39,739,505	27,225,977	53.1
	Nepal	24 Jan 2020	05-Oct-21	798,766	762	11,180	6	1.4%	2,792	421	7,805,683	6,384,172	21.5
	Australia	25 Jan 2020	05-Oct-21	115,802	2,391	1,357	11	1.2%	451	10,074	17,086,121	11,868,894	46.0
	Sri Lanka	27 Jan 2020	04-Oct-21	521,218	-	13,102	-	2.5%	2,391	467	14,580,206	11,861,029	55.2
	India	30 Jan 2020	05-Oct-21	33,870,385	19,044	449,568	276	1.3%	2,479	1,406	662,266,667	248,813,662	17.9
	Afghanistan	24 Feb 2020	05-Oct-21	155,340	31	7,216	2	4.6%	408		773,002	430,744	1.1
	Pakistan	26 Feb 2020	05-Oct-21	1,252,656	1,308	27,947	54	2.2%	578	296	61,538,995	31,020,211	13.8
	New Zealand	28 Feb 2020	05-Oct-21	4,408	26	27	-	0.6%	90	4,091	3,343,447	2,059,285	42.4
	Bhutan	05 Mar 2020	05-Oct-21	2,613	5	3	-	0.1%	342	2,352	584,605	496,481	63.7
	Maldives	07 Mar 2020	04-Oct-21	85,107	-	232	-	0.3%	16,029	9,464	392,490	340,730	62.7
	Bangladesh	08 Mar 2020	05-Oct-21	1,559,452	694	27,614	23	1.8%	956	194	34,114,445	17,260,906	10.4
	Mongolia	10 Mar 2020	05-Oct-21	314,601	2,225	1,362	15	0.4%	9,755	4,187	2,251,944	2,131,465	64.0
	Turkey	10 Mar 2020	05-Oct-21	7,296,879	29,802	65,137	228	0.9%	8,746	5,488	54,140,738	45,258,194	53.2
	French Polynesia	12 Mar 2020	01-Oct-21	46,360	-	623	-	1.3%	16,599		152,157	138,619	49.1
	Guam	15 Mar 2020	04-Oct-21	15,465	-	206	-	1.3%	9,244		128,461	114,822	69.3
	New Caledonia	17 Mar 2020	05-Oct-21	8,506	364	165	8	1.9%	2,956		141,094	82,641	28.7
	Fiji	18 Mar 2020	04-Oct-21	51,224	-	634	-	1.2%	5,756	-	591,293	425,902	47.2
	Papua New Guinea	21 Mar 2020	04-Oct-21	21,365	-	234	-	1.1%	243	-	119,996	45,074	0.5
	Timor Leste	21 Mar 2020	05-Oct-21	19,609	17	119	1	0.6%	1,516	-	441,510	270,369	20.1
	Northern Mariana Islands	28 Mar 2020	28-May-21	183	-	2	-	1.1%	320		35,860	34,254	60.2
North Korea	24 Jul 2020	25-Jul-20	1	-	-	-	0.0%	0					
Solomon Islands	03 Oct 2020	16-Apr-21	20	-	-	-	0.0%	3		74,573	23,171	3.3	
Wallis et Futuna	17 Oct 2020	06-May-21	445	-	7	-	1.6%	2,777		5,366	5,072	45.7	
Marshall Islands	26 Oct 2020	17-Nov-20	4	-	-	-	0.0%	7		22,807	19,962	34.2	
Vanuatu	11 Nov 2020	21-Apr-21	4	-	1	-	25.0%	1		42,840	14,344	4.6	
Samoa	18 Nov 2020	12-Feb-21	3	-	-	-	0.0%	2		114,698	57,618	28.8	

	Micronesia	11 Jan 2021	11-Jan-21	1	-	-	-	0.0%	1		44,854	38,876	37.5
	Palau	31 May 2021	16-Sep-21	5	-	-	-	0.0%	28		17,827	15,556	86.9
AMERICAS	USA	21 Jan 2020	05-Oct-21	44,718,566	35,731	723,511	1,243	1.6%	13,624	4,079	215,502,382	185,788,098	55.2
	Canada	25 Jan 2020	05-Oct-21	1,642,153	1,349	28,024	22	1.7%	4,321	3,696	29,378,717	27,160,901	71.4
	Brazil	26 Feb 2020	04-Oct-21	21,483,224	-	598,400	-	2.8%	10,145	-	152,268,850	93,951,410	43.9
	Mexico	28 Feb 2020	04-Oct-21	3,684,242	-	279,106	-	7.6%	2,888	163	64,323,090	46,054,543	35.4
	Saint Martin	01 Mar 2020	01-Oct-21	3,748	-	55	-	1.5%	9,863				
	Ecuador	01 Mar 2020	03-Oct-21	510,954	-	32,805	-	6.4%	2,941	182	11,350,433	9,918,613	55.5
	Dominican Republic	01 Mar 2020	05-Oct-21	362,103	701	4,056	1	1.1%	3,372	110	6,082,093	4,921,450	44.9
	Chile	03 Mar 2020	05-Oct-21	1,657,749	493	37,506	6	2.3%	8,747	4,155	15,529,858	14,161,239	73.7
	Argentina	03 Mar 2020	05-Oct-21	5,261,935	1,216	115,323	40	2.2%	11,709	829	29,866,774	22,884,730	50.2
	Peru	05 Mar 2020	04-Oct-21	2,179,316	-	199,502	-	9.2%	6,703	94	16,183,267	11,489,996	34.4
	Costa Rica	06 Mar 2020	04-Oct-21	537,916	-	6,494	-	1.2%	10,657	913	3,407,214	2,189,281	42.6
	Colombia	06 Mar 2020	05-Oct-21	4,964,454	1,211	126,455	30	2.5%	9,862	1,146	26,862,638	17,207,121	33.6
	French Guiana	06 Mar 2020	01-Oct-21	41,325	-	268	-	0.6%	21,137				
	Martinique	06 Mar 2020	29-Sep-21	41,129	-	608	-	1.5%	9,501				
	Paraguay	07 Mar 2020	04-Oct-21	460,061	-	16,203	-	3.5%	6,531	328	2,766,899	1,873,691	26.0
	Panama	10 Mar 2020	04-Oct-21	467,861	-	7,244	-	1.5%	11,018	2,012	2,935,489	2,281,668	52.1
	Bolivia	10 Mar 2020	04-Oct-21	501,616	-	18,766	-	3.7%	4,357	496	4,252,426	3,258,388	27.5
	Honduras	11 Mar 2020	04-Oct-21	368,324	-	9,879	-	2.7%	3,779		3,331,191	2,431,066	24.2
	Cuba	11 Mar 2020	05-Oct-21	900,512	4,793	7,663	45	0.9%	7,946	-	9,494,757	5,234,380	46.3
	Guyana	11 Mar 2020	03-Oct-21	32,483	-	799	-	2.5%	4,150		357,208	185,972	23.5
	Jamaica	12 Mar 2020	05-Oct-21	85,163	249	1,936	14	2.3%	2,889	648	537,510	280,843	9.4
	St Vincent and the Grenadines	12 Mar 2020	04-Oct-21	3,776	-	33	-	0.9%	3,414		20,661	13,488	12.1
	Saint Lucia	13 Mar 2020	05-Oct-21	11,709	16	209	-	1.8%	6,406		46,732	33,591	18.2
	Trinidad and Tobago	13 Mar 2020	04-Oct-21	51,387	-	1,508	-	2.9%	3,684	908	582,570	509,672	36.3
	Venezuela	13 Mar 2020	04-Oct-21	374,859	-	4,526	-	1.2%	1,315		9,731,808	5,983,049	20.8
	Guatemala	13 Mar 2020	03-Oct-21	570,453	-	13,730	-	2.4%	3,436	897	4,592,074	2,541,318	13.9
	Uruguay	13 Mar 2020	04-Oct-21	389,260	-	6,058	-	1.6%	11,245	3,599	2,737,772	2,581,537	74.1
	Curacao	13 Mar 2020	05-Oct-21	16,650	32	165	-	1.0%	10,569		98,134	89,638	54.4

Puerto Rico	13 Mar 2020	04-Oct-21	181,736	-	3,165	-	1.7%	5,690		2,547,674	2,271,897	71.1
Suriname	13 Mar 2020	04-Oct-21	42,716	-	919	-	2.2%	7,347		231,580	174,442	29.5
Antigua and Barbuda	13 Mar 2020	03-Oct-21	3,503	-	85	-	2.4%	3,607	-	53,171	42,989	43.5
Guadeloupe	13 Mar 2020	29-Sep-21	53,585	-	708	-	1.3%	12,096				
Cayman Islands	13 Mar 2020	04-Oct-21	905	-	2	-	0.2%	1,393		55,200	55,200	83.0
Aruba	14 Mar 2020	05-Oct-21	15,560	17	168	1	1.1%	14,636		81,514	75,047	70.0
Bahamas	15 Mar 2020	02-Oct-21	21,312	-	557	-	2.6%	5,472	1,213	124,207	88,265	22.2
US Virgin Islands	16 Mar 2020	04-Oct-21	6,841	-	72	-	1.1%	6,416		54,158	47,186	45.1
Sint Maarten	17 Mar 2020	04-Oct-21	4,342	-	68	-	1.6%	10,660		25,891	23,819	54.9
Montserrat	17 Mar 2020	30-Sep-21	34	-	1	-	2.9%	364		1,483	1,388	27.9
Barbados	17 Mar 2020	03-Oct-21	9,010	-	79	-	0.9%	3,139		136,034	105,881	36.8
El Salvador	18 Mar 2020	04-Oct-21	104,348	-	3,312	-	3.2%	1,617	-	4,135,720	3,488,144	53.5
Nicaragua	18 Mar 2020	28-Sep-21	14,448	-	204	-	1.4%	221		556,589	305,218	4.6
Bermuda	18 Mar 2020	04-Oct-21	5,419	-	82	-	1.5%	8,478		44,190	43,025	69.3
Haiti	19 Mar 2020	04-Oct-21	22,125	-	622	-	2.8%	196		49,201	21,143	0.2
Dominica	22 Mar 2020	03-Oct-21	3,699	-	22	-	0.6%	5,151		25,127	21,567	29.9
Grenada	22 Mar 2020	04-Oct-21	5,434	-	162	-	3.0%	4,852		34,535	24,450	21.6
Belize	23 Mar 2020	04-Oct-21	21,422	-	422	-	2.0%	5,488	4,486	193,769	127,508	31.5
Turks and Caicos Islands	23 Mar 2020	03-Oct-21	2,868	-	23	-	0.8%	7,510		27,446	24,928	63.6
Saint Kitts and Nevis	24 Mar 2020	04-Oct-21	2,037	-	15	-	0.7%	3,856	14,015	25,637	22,422	41.9
British Virgin Islands	25 Mar 2020	08-Sep-21	2,642	-	37	-	1.4%	8,798		17,570	15,360	50.5
Anguilla	26 Mar 2020	04-Oct-21	453	-	1	-	0.2%	3,418		9,548	9,156	60.5
Caribbean Netherlands	01 Apr 2020	04-Oct-21	2,157	-	19	-	0.9%	11,975		19,109	16,736	63.3
Falkland Islands	03 Apr 2020	01-Sep-21	67	-	-	-	0.0%	2,540		2,632	1,775	50.3
Saint Pierre and Miquelon	05 Apr 2020	02-Sep-21	31	-	-	-	0.0%	442				
Saint Barthelemy	25 Jul 2020	01-Oct-21	1,578	-	4	-	0.3%	18,675				
EUROPE	France	24 Jan 2020	7,033,755	5,558	116,923	75	1.7%	10,489		50,417,147	44,666,661	66.1
	Germany	27 Jan 2020	4,288,816	6,537	94,411	68	2.2%	5,159	1,132	56,713,234	53,818,763	64.2

Finland	29 Jan 2020	05-Oct-21	143,999	583	1,062	-	0.7%	2,609	2,121	4,145,083	3,520,691	63.5
Italy	30 Jan 2020	05-Oct-21	4,686,109	2,463	131,118	50	2.8%	7,772	5,851	45,433,497	41,282,284	68.4
Russian Federation	31 Jan 2020	05-Oct-21	7,637,427	25,110	211,696	895	2.8%	5,290	4,647	48,654,468	42,588,739	29.2
Spain	31 Jan 2020	05-Oct-21	4,967,200	1,801	86,621	94	1.7%	10,551	3,284	37,727,757	36,745,965	78.6
Sweden	31 Jan 2020	04-Oct-21	1,155,534	-	14,836	-	1.3%	11,235		7,159,590	6,595,856	64.9
United Kingdom of Great Britain	31 Jan 2020	05-Oct-21	7,967,985	33,049	137,152	166	1.7%	11,922	16,211	48,956,859	44,992,044	66.0
Belgium	05 Feb 2020	05-Oct-21	1,251,857	1,621	25,624	5	2.0%	10,901	4,664	8,598,278	8,427,588	72.5
Switzerland	25 Feb 2020	05-Oct-21	845,233	1,024	11,119	11	1.3%	9,857	4,871	5,551,734	5,065,813	58.1
Austria	25 Feb 2020	05-Oct-21	751,139	910	11,049	15	1.5%	8,462	48,723	5,755,665	5,438,614	60.1
Croatia	25 Feb 2020	05-Oct-21	409,992	1,074	8,704	19	2.1%	10,080	2,810	1,832,889	1,718,074	42.1
Norway	26 Feb 2020	04-Oct-21	191,017	-	861	-	0.5%	3,572	2,473	4,168,477	3,662,810	67.0
Romania	26 Feb 2020	05-Oct-21	1,289,156	15,037	37,929	252	2.9%	6,660	2,668	5,735,724	5,421,165	28.3
Estonia	26 Feb 2020	05-Oct-21	159,787	892	1,379	9	0.9%	12,045	5,481	761,426	615,899	46.5
Georgia	26 Feb 2020	05-Oct-21	621,420	2,800	9,110	42	1.5%	16,703	8,064	991,141	835,645	21.0
North Macedonia	26 Feb 2020	05-Oct-21	193,052	398	6,740	21	3.5%	9,266	290	788,293	729,794	35.0
Greece	26 Feb 2020	05-Oct-21	666,517	3,084	14,991	35	2.2%	6,220	21,185	6,463,824	6,175,618	59.6
Denmark	27 Feb 2020	05-Oct-21	360,888	477	2,664	-	0.7%	6,202	6,908	4,457,336	4,376,731	75.3
San Marino	27 Feb 2020	04-Oct-21	5,444	-	91	-	1.7%	16,078		24,437	24,437	71.9
Lithuania	27 Feb 2020	05-Oct-21	340,080	1,548	5,116	29	1.5%	12,203	10,243	1,754,662	1,623,972	60.4
Netherlands	27 Feb 2020	05-Oct-21	2,011,530	1,882	18,191	7	0.9%	11,605	482	12,811,287	11,527,688	67.1
Azerbaijan	27 Feb 2020	05-Oct-21	487,204	826	6,599	15	1.4%	4,861	1,270	4,808,374	3,929,626	38.4
Belarus	28 Feb 2020	05-Oct-21	547,826	1,983	4,212	12	0.8%	5,787	1,857	2,059,838	1,568,483	16.6
Iceland	28 Feb 2020	05-Oct-21	11,990	32	33	-	0.3%	3,318	4,607	281,734	276,522	80.5
Ireland	28 Feb 2020	05-Oct-21	395,643	1,124	5,249	-	1.3%	8,007	5,647	3,776,684	3,694,910	74.2
Monaco	29 Feb 2020	05-Oct-21	3,324	7	33	-	1.0%	8,531		26,672	23,308	59.0
Czech Republic	01 Mar 2020	05-Oct-21	1,694,910	803	30,483	5	1.8%	15,885		6,091,548	5,976,606	55.7
Luxembourg	01 Mar 2020	05-Oct-21	78,620	99	835	-	1.1%	12,683	3,820	419,813	399,522	62.9
Armenia	01 Mar 2020	05-Oct-21	266,208	891	5,419	22	2.0%	9,000	3,367	264,695	143,840	4.9
Latvia	02 Mar 2020	05-Oct-21	163,130	1,010	2,757	14	1.7%	8,528	-	937,491	866,251	46.4

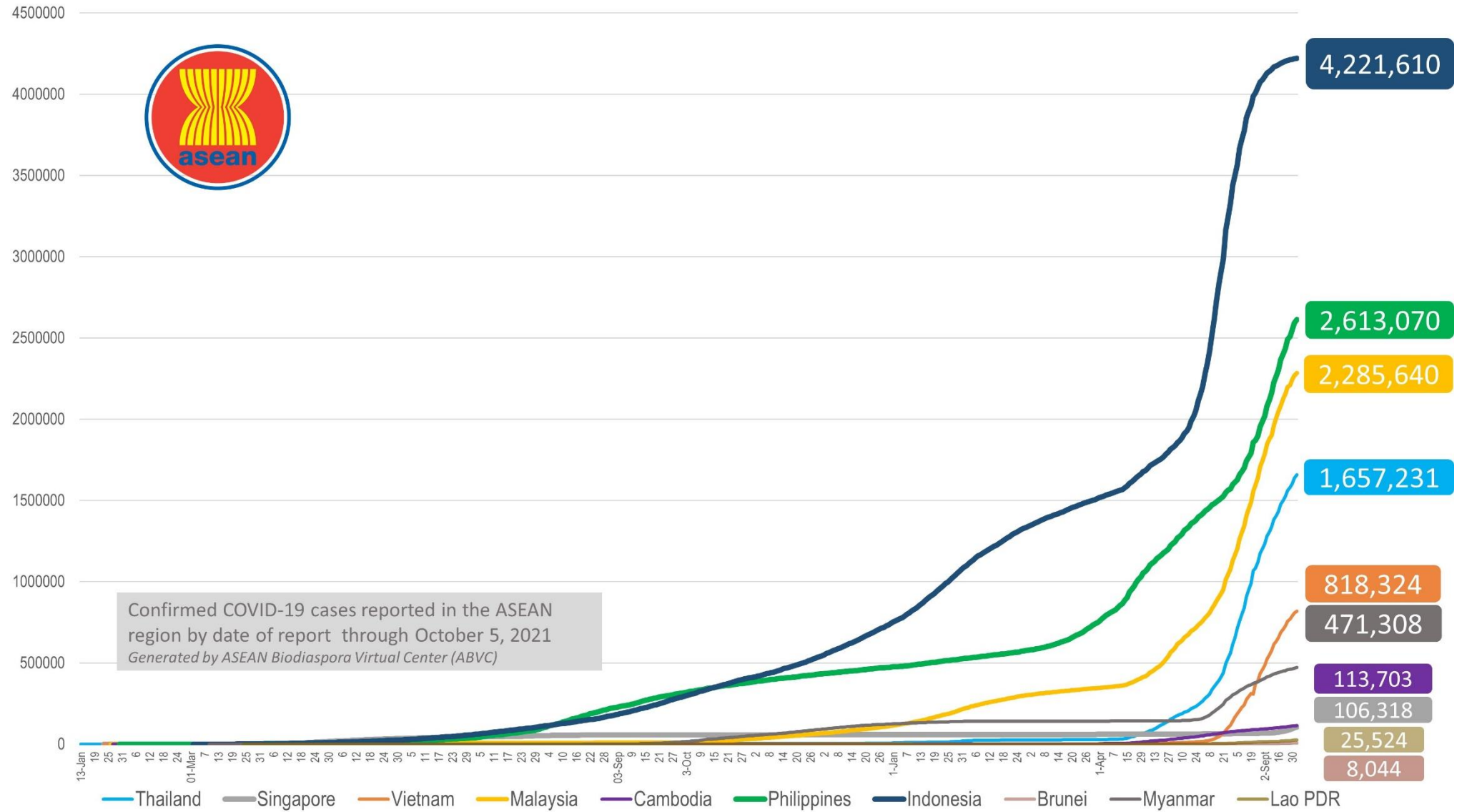
	Portugal	02 Mar 2020	05-Oct-21	1,072,037	730	18,004	4	1.7%	10,439	4,973	8,930,596	8,663,808	85.2
	Andorra	02 Mar 2020	05-Oct-21	15,271	4	130	-	0.9%	19,796	1,435	54,312	47,720	61.7
	Liechtenstein	03 Mar 2020	04-Oct-21	3,451	-	60	-	1.7%	9,077	6,321	24,563	22,935	60.0
	Ukraine	03 Mar 2020	05-Oct-21	2,469,856	9,846	57,206	317	2.3%	5,565	1,018	7,242,113	5,820,725	13.4
	Slovenia	04 Mar 2020	05-Oct-21	297,062	979	4,589	8	1.5%	14,227	2,686	1,129,820	1,011,783	48.7
	Hungary	04 Mar 2020	05-Oct-21	825,170	294	30,246	16	3.7%	8,446	1,683	5,897,432	5,661,324	58.8
	Poland	04 Mar 2020	05-Oct-21	2,912,876	1,327	75,741	46	2.6%	7,671	1,269	19,885,124	19,540,515	51.7
	Faroe Islands	04 Mar 2020	05-Oct-21	1,237	17	2	-	0.2%	2,541		38,288	36,330	74.1
	Bosnia and Herzegovina	05 Mar 2020	05-Oct-21	237,750	733	10,773	47	4.5%	7,202	1,098	734,195	508,008	15.6
	Gibraltar	05 Mar 2020	04-Oct-21	5,579	-	97	-	1.7%	16,554		39,952	39,630	117.6
	Slovakia	06 Mar 2020	05-Oct-21	417,502	1,242	12,690	14	3.0%	7,655	6,647	2,457,692	2,259,782	41.4
	Serbia	06 Mar 2020	05-Oct-21	974,179	7,190	8,481	51	0.9%	14,027	3,942	3,046,445	2,909,965	42.1
	Vatican City	06 Mar 2020	17-Oct-20	27	-	-	-	0.0%	2,932				
	Malta	07 Mar 2020	05-Oct-21	37,246	25	459	-	1.2%	7,410	6,836	420,499	420,429	81.7
	Moldova	07 Mar 2020	05-Oct-21	299,843	1,533	6,901	24	2.3%	11,282	4,170	561,055	793,002	19.7
	Bulgaria	08 Mar 2020	04-Oct-21	508,800	-	21,216	-	4.2%	7,294	3,431	1,089,066	1,340,793	19.4
	Albania	09 Mar 2020	05-Oct-21	172,001	207	2,718	5	1.6%	6,026	-	950,620	805,420	28.0
	Cyprus	09 Mar 2020	05-Oct-21	119,039	146	557	1	0.5%	9,932	56,378	596,199	556,852	62.2
	Channel Islands	09 Mar 2020	05-Oct-21	1,654	7	21	-	1.3%	2,536		32,969	13,618	20.3
	Jersey	10 Mar 2020	05-Oct-21	10,083	23	78	-	0.8%	11,103		77,423	74,080	73.3
	Kazakhstan	13 Mar 2020	05-Oct-21	894,334	1,624	11,350	27	1.3%	4,831	-	7,716,723	6,671,959	35.1
	Kosovo	13 Mar 2020	05-Oct-21	160,200	50	2,962	11	1.8%	8,929				
	Uzbekistan	15 Mar 2020	05-Oct-21	176,019	304	1,251	2	0.7%	524		9,787,973	4,283,645	12.6
	Greenland	16 Mar 2020	05-Oct-21	595	4	-	-	0.0%	1,058		39,902	36,196	63.7
	Montenegro	17 Mar 2020	05-Oct-21	133,415	410	1,954	11	1.5%	21,445		246,366	215,499	34.3
	Kyrgyzstan	18 Mar 2020	05-Oct-21	178,852	69	2,610	2	1.5%	2,770		843,173	637,740	9.6
	Isle of Man	19 Mar 2020	05-Oct-21	7,770	99	52	-	0.7%	9,186		65,477	64,002	74.9
	Tajikistan	30 Apr 2020	13-Sep-21	17,084	-	124	-	0.7%	183		2,398,703	1,740,682	17.9
MIDDLE EAST	UAE	29 Jan 2020	05-Oct-21	737,073	176	2,104	1	0.3%	7,544	40,231	9,356,150	8,327,567	83.4
	Iran	19 Feb 2020	05-Oct-21	5,651,961	13,226	121,563	216	2.2%	6,817	1,684	36,303,822	15,646,961	18.4
	Israel	21 Feb 2020	05-Oct-21	1,296,125	2,627	7,853	10	0.6%	14,317	15,360	6,150,444	5,661,423	64.4
	Lebanon	21 Feb 2020	04-Oct-21	626,198	-	8,356	-	1.3%	9,134	-	1,630,985	1,322,929	19.5

	Kuwait	24 Feb 2020	05-Oct-21	411,904	49	2,452	-	0.6%	9,791	5,366	2,668,082	923,307	21.3	
	Oman	24 Feb 2020	30-Sep-21	303,769	-	4,096	-	1.3%	6,106		2,896,271	2,050,716	39.3	
	Bahrain	24 Feb 2020	05-Oct-21	275,349	70	1,390	1	0.5%	16,778	12,596	1,166,419	1,123,426	64.3	
	Iraq	24 Feb 2020	05-Oct-21	2,014,104	2,470	22,420	28	1.1%	5,124	750	4,676,216	2,932,292	7.1	
	Qatar	29 Feb 2020	05-Oct-21	237,048	58	606	-	0.3%	8,370	2,541	2,360,308	2,218,292	75.7	
	Saudi Arabia	02 Mar 2020	05-Oct-21	547,357	42	8,730	3	1.6%	1,597	1,615	23,496,873	19,101,076	54.1	
	Jordan	02 Mar 2020	05-Oct-21	828,572	1,068	10,762	9	1.3%	8,202	4,001	3,740,683	3,322,183	32.4	
	Palestine	05 Mar 2020	05-Oct-21	439,845	1,278	4,438	14	1.0%	9,388		1,416,215	776,687	14.9	
	Syria	22 Mar 2020	05-Oct-21	35,609	689	2,297	32	6.5%	209		482,196	290,221	1.6	
	Yemen	10 Apr 2020	05-Oct-21	9,234	20	1,748	5	18.9%	32		308,025	48,148	0.2	
AFRICA	Egypt	14 Feb 2020	04-Oct-21	307,569	-	17,469	-	5.7%	306		11,113,946	5,845,818	5.6	
	Algeria	25 Feb 2020	05-Oct-21	204,046	131	5,831	5	2.9%	474		6,017,036	4,032,942	9.0	
	Nigeria	28 Feb 2020	04-Oct-21	206,279	-	2,724	-	1.3%	103	46	4,790,943	1,943,821	0.9	
	Tunisia	02 Mar 2020	05-Oct-21	708,788	585	24,966	32	3.5%	6,061	726	5,139,289	3,896,327	32.6	
	Morocco	02 Mar 2020	05-Oct-21	936,236	676	14,372	17	1.5%	2,567	613	22,748,069	19,247,930	51.5	
	Senegal	02 Mar 2020	05-Oct-21	73,806	4	1,860	-	2.5%	453	129	1,247,876	564,998	3.3	
	South Africa	05 Mar 2020	05-Oct-21	2,907,619	768	87,922	103	3.0%	4,965	638	12,840,302	9,075,189	15.1	
	Cameroon	06 Mar 2020	29-Sep-21	92,303	-	1,459	-	1.6%	357		385,057	84,284	0.3	
	Togo	06 Mar 2020	05-Oct-21	25,623	37	234	-	0.9%	317	215	720,739	404,932	4.8	
	Burkina Faso	09 Mar 2020	05-Oct-21	14,356	15	191	4	1.3%	71		234,490	168,141	0.8	
	Democratic Republic of Congo	10 Mar 2020	04-Oct-21	57,034	-	1,086	-	1.9%	66		99,839	36,255	0.0	
	Ivory Coast	11 Mar 2020	03-Oct-21	60,424	-	640	-	1.1%	235	119	1,193,877	273,400	1.0	
	Reunion	11 Mar 2020	28-Sep-21	53,682	-	366	-	0.7%	6,909					
	Ghana	13 Mar 2020	29-Sep-21	127,878	-	1,157	-	0.9%	420	-	865,422	758,160	2.4	
	Guinea	13 Mar 2020	04-Oct-21	30,445	-	381	-	1.3%	238		1,227,490	578,811	4.3	
	Gabon	13 Mar 2020	04-Oct-21	31,058	-	194	-	0.6%	1,430	2,822	102,256	78,064	3.4	
	Sudan	13 Mar 2020	04-Oct-21	38,632	-	2,909	-	7.5%	90		649,062	581,846	1.3	
	Kenya	13 Mar 2020	05-Oct-21	250,380	189	5,150	9	2.1%	476	-	2,944,584	929,499	1.7	
	Ethiopia	13 Mar 2020	05-Oct-21	350,204	973	5,811	46	1.7%	312	42	2,868,247	871,913	0.7	
	Central African Republic	14 Mar 2020	05-Oct-21	11,385	14	100	-	0.9%	240		197,103	9,901	0.2	
Seychelles	14 Mar 2020	05-Oct-21	21,538	191	116	1	0.5%	22,062		77,311	71,091	71.9		
Rwanda	14 Mar 2020	05-Oct-21	98,077	126	1,290	2	1.3%	777	1,276	2,127,543	1,677,682	12.6		
Namibia	14 Mar 2020	05-Oct-21	127,923	61	3,517	-	2.7%	5,128	505	261,269	167,720	6.5		
Swaziland	14 Mar 2020	05-Oct-21	46,152	55	1,226	2	2.7%	4,020		217,532	210,432	18.0		
Mauritania	14 Mar 2020	03-Oct-21	36,163	-	778	-	2.2%	799	-	311,544	569,587	11.9		
Mayotte	14 Mar 2020	04-Oct-21	20,337	-	180	-	0.9%	12,787						
Equatorial Guinea	15 Mar 2020	04-Oct-21	12,532	-	150	-	1.2%	924	776	225,011	167,635	11.6		

Republic of Congo	15 Mar 2020	04-Oct-21	14,561	-	199	-	1.4%	271		230,572	116,041	2.1
Benin	16 Mar 2020	29-Sep-21	23,890	-	159	-	0.7%	202	-	226,269	21,405	0.2
Liberia	16 Mar 2020	30-Sep-21	5,799	-	286	-	4.9%	117		104,545	27,392	0.5
Tanzania	16 Mar 2020	01-Oct-21	25,846	-	719	-	2.8%	45		560,938	560,938	0.9
Somalia	16 Mar 2020	03-Oct-21	20,577	-	1,137	-	5.5%	133		259,041	236,000	1.4
Gambia	17 Mar 2020	01-Oct-21	9,935	-	338	-	3.4%	423	43	184,817	171,987	6.9
Zambia	17 Mar 2020	05-Oct-21	209,199	27	3,650	1	1.7%	1,171	394	311,049	426,393	2.3
Mauritius	18 Mar 2020	05-Oct-21	15,776	81	90	6	0.6%	1,246		855,866	799,689	62.8
Djibouti	18 Mar 2020	04-Oct-21	12,976	-	172	-	1.3%	1,333		66,010	26,087	2.6
Niger	19 Mar 2020	03-Oct-21	6,042	-	203	-	3.4%	26		405,978	127,921	0.5
Chad	19 Mar 2020	05-Oct-21	5,049	5	174	-	3.4%	32		123,426	30,616	0.2
Zimbabwe	20 Mar 2020	03-Oct-21	131,129	-	4,627	-	3.5%	895	378	3,117,596	2,323,783	15.4
Cape Verde	20 Mar 2020	05-Oct-21	37,718	60	345	3	0.9%	6,859		286,914	142,748	25.4
Madagascar	20 Mar 2020	13-Sep-21	42,898	-	958	-	2.2%	159	-	197,001	184,632	0.7
Uganda	21 Mar 2020	03-Oct-21	124,098	-	3,163	-	2.5%	280	91	1,643,067	415,486	0.9
Eritrea	21 Mar 2020	05-Oct-21	6,725	2	42	-	0.6%	190				
Angola	21 Mar 2020	04-Oct-21	59,371	-	1,584	-	2.7%	187		2,127,405	1,006,732	3.0
Mozambique	22 Mar 2020	05-Oct-21	150,826	19	1,919	-	1.3%	497	32	1,903,730	1,740,693	5.4
Libya	24 Mar 2020	05-Oct-21	343,240	682	4,710	8	1.4%	5,064		1,401,958	235,443	3.4
Guinea-Bissau	25 Mar 2020	03-Oct-21	6,112	-	135	-	2.2%	318		87,231	7,484	0.4
Mali	25 Mar 2020	04-Oct-21	15,303	-	550	-	3.6%	78		318,655	240,321	1.2
Botswana	30 Mar 2020	30-Sep-21	179,220	-	2,368	-	1.3%	7,780	-	394,827	234,777	9.8
Sierra Leone	31 Mar 2020	03-Oct-21	6,396	-	121	-	1.9%	82		192,558	43,907	0.5
Burundi	31 Mar 2020	04-Oct-21	18,665	-	14	-	0.1%	162				
Malawi	02 Apr 2020	04-Oct-21	61,619	-	2,284	-	3.7%	331	-	824,376	499,918	2.5
South Sudan	05 Apr 2020	04-Oct-21	12,064	-	130	-	1.1%	109	-	77,546	31,053	0.3
Sao Tome and Principe	06 Apr 2020	04-Oct-21	3,536	-	53	-	1.5%	1,644		68,443	26,197	11.7
Comoros	30 Apr 2020	05-Oct-21	4,156	1	147	-	3.5%	488		190,637	162,098	18.2
Lesotho	13May 2020	04-Oct-21	21,363	-	650	-	3.0%	1,005		324,686	316,384	14.7
			224,434,898	270,995	4,563,670	5,078	2.0%					

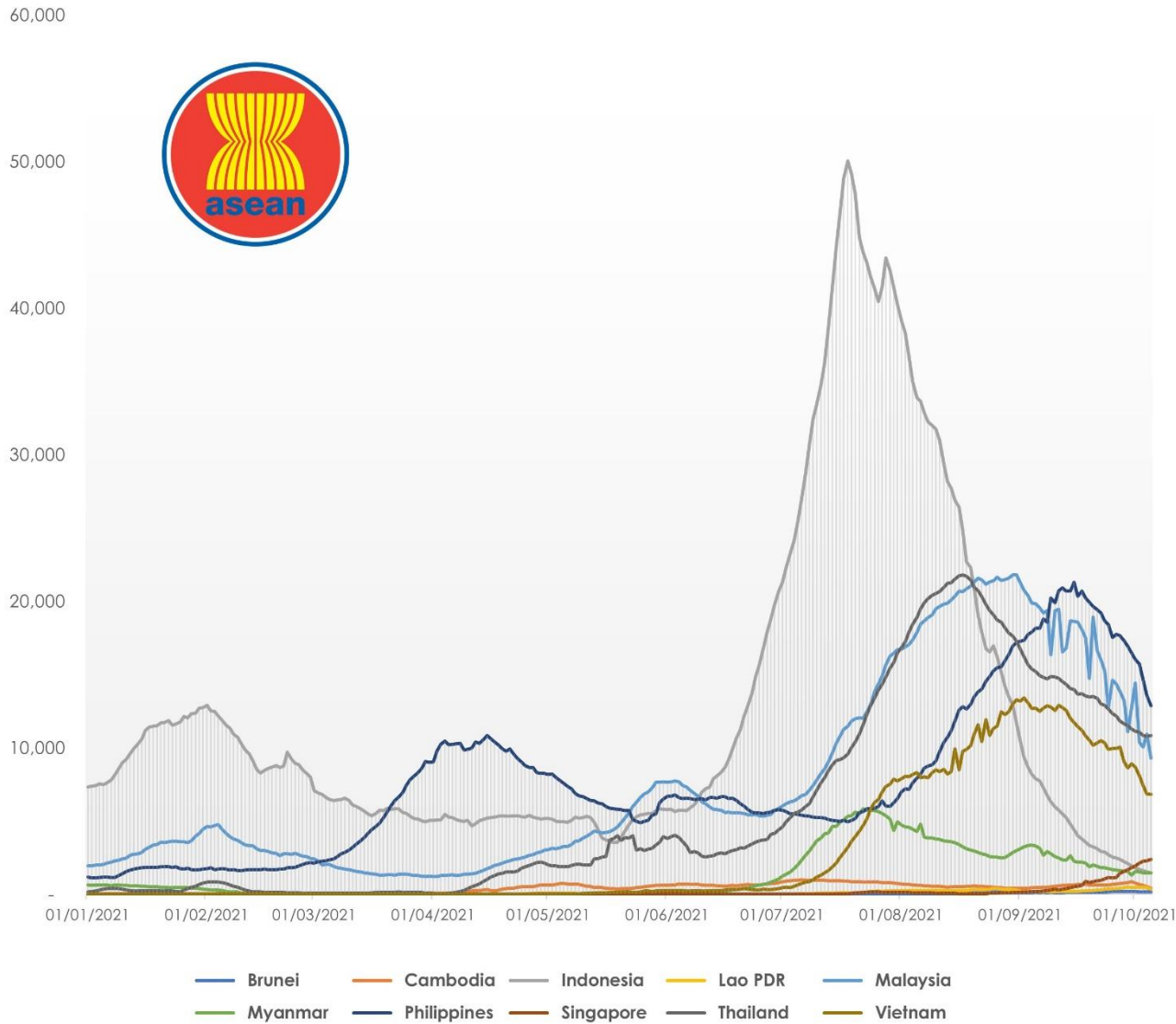
COVID-19 Epi curve among ASEAN Countries

as of 5 October 2021



7-Day Rolling Average of COVID-19 new cases

as of 5 October 2021

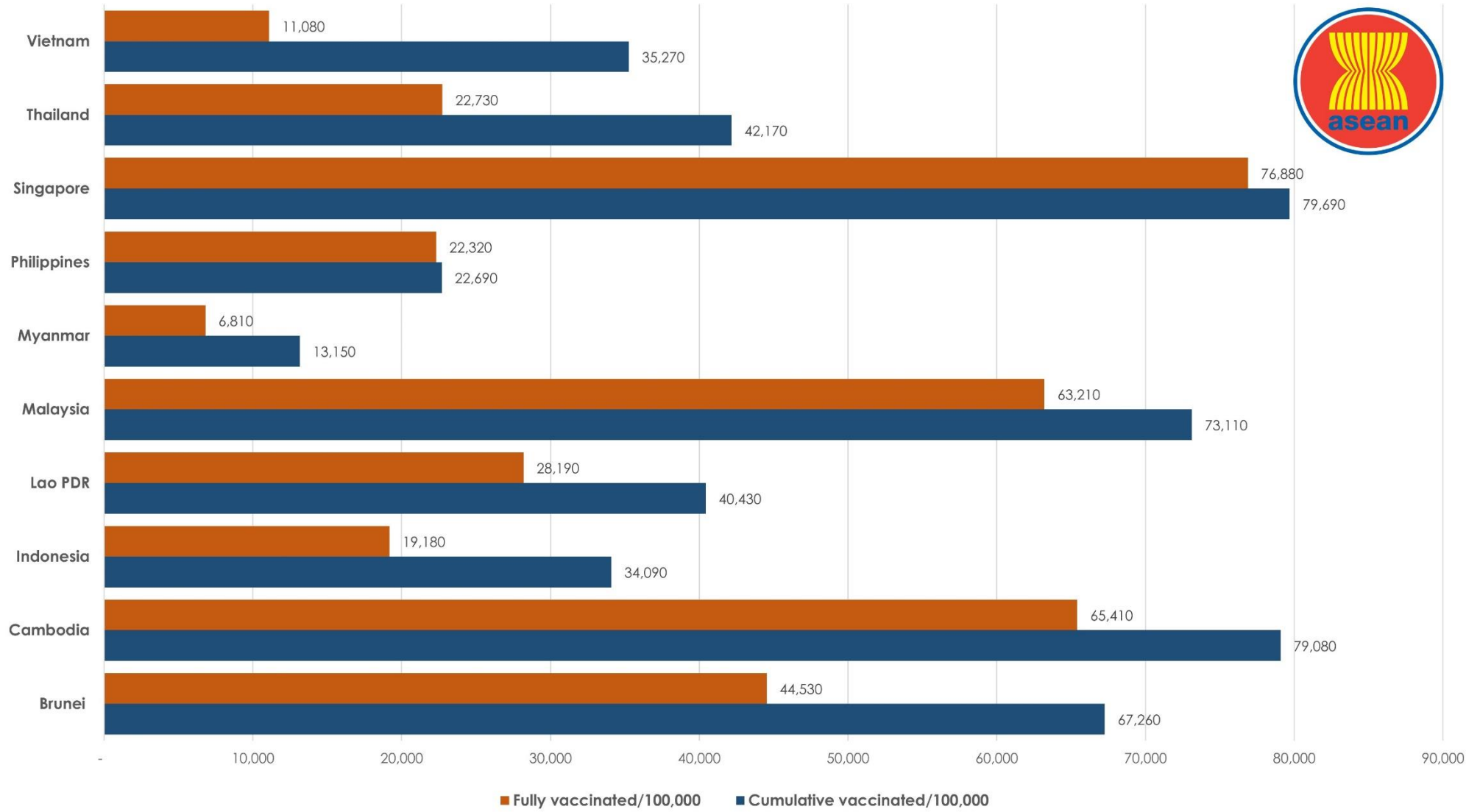


ASEAN Country	New Cases Rate of Change 7-Day Window*	P-value
Brunei	-5.199	0.016
Cambodia	-74.398	0
Indonesia	-105.015	0
Lao PDR	-14.923	0.066
Malaysia	-474.724	0.166
Myanmar	-1.827	0.919
Philippines	-688.48	0
Singapore	119.434	0
Thailand	-117.066	0.001
Vietnam	-387.367	0.001

*Beta coefficient of linear line of best fit; equal to the rate of change in the 7-day rolling average of new cases over the past 7 days (as of October 5, 2021)

COVID-19 Vaccination Status

as of 5 October 2021



Outlook Assessment

as of 3 October 2021

ASEAN MEMBER STATE	REQUIREMENT					
	At least 80% of the high-risk population has been vaccinated with at least one dose of a COVID-19 vaccine.		At least 65% of the total population has a level of immunity to COVID-19; either recovered from COVID-19 or have been vaccinated with at least one dose of a COVID-19 vaccine.		Case levels are generally low (a 7-day rolling average number of daily new cases that is <10 cases per 100,000, with each day's past-14-day test positivity is consistently <5%).	
	% of High risk population with one dose	Projected Completion Date <i>(moderate case scenario)</i>	% of Total population with one dose	Projected Completion Date <i>(moderate case scenario)</i>	Daily cases/100,000	Test positivity last 14 days
Brunei	>80.0	Aug 2021	67.6	Sept 2021	38.774	
Cambodia	>80.0	Jun 2021	>80.1	Aug 2021	3.612	
Indonesia	>80.0	Aug 2021	36.9	Jan 2022	0.595	1.7
Lao PDR	> 80.0	Aug 2021	44.4	Dec 2021	6.771	7.6
Malaysia	>80.0	Jul 2021	75.0	Sep 2021	31.417	
Myanmar	27.9	-	14.3		2.725	8.6
Philippines	>80.0	Sept 2021	26.0		13.549	25.8
Singapore	>80.0	May 2021	>80.4	Jul 2021	39.657	1.8
Thailand	>80.0	Sept 2021	44.0	Nov 2021	15.551	27.6
Vietnam	78.1	Oct 2021	37.3	Nov 2021	7.685	4.9

