

COVID-19 Situational Report in the ASEAN Region

ASEAN Biodiaspora Virtual Center (ABVC)

as of October 4, 2021



Canada



COVID-19: Highlights and Situation Overview

Global Update

- Worldwide, there have been over 236 million cases and over 4 million deaths attributed to COVID-19.
- According to the World Health Organization (WHO), as of September 28, all regions continued to report a substantial decline in weekly new cases. Globally, there was a 10% decline in both new COVID-19 cases and deaths reported between September 20 to 26 compared to the prior week. The largest decrease in weekly new cases was reported by the Eastern Mediterranean Region (17%), followed by the Western Pacific Region (15%), the Region of the Americas (14%), the African Region (12%), and the South-East Asia Region (10%). Based on the BlueDot COVID-19 Data Suite, as of September 30, the top five countries with the highest seven-day rolling average number of daily new cases are the United States, United Kingdom, Turkey, India, and Russia. The top five countries with the highest seven-day rolling average number of daily new cases per million population are New Caledonia, Serbia, Bermuda, Guyana, and Mongolia. As of September 30, Oceania is the region with the largest proportion of countries (50%, or eight out of 16) with a high incidence rate (>350 cases per 100,000 over the past 14 days) and a stable or increasing trend in daily new cases over the last seven days. Europe has the highest proportion of countries (27%, or eight out of 51) with a low (<=140 cases) to moderate (140.1 - 350 cases) incidence rate and an increasing trend in new cases over the last seven days. North America is the continent with the highest proportion of countries (15%, or six out of 41) reporting a moderate incidence rate (140.1 -350) with a stable trend in new cases over the last week. Africa is the continent with the highest proportion of countries (71%, or 40 out of 56) reporting a low incidence rate (<= 140 cases) with a stable or decreasing trend in new cases over the last week, followed by South America (57%, eight out of 14).

Regional Update

- Brunei government has introduced more control measures to curb the spread of the COVID-19 pandemic, including a curfew and more enforcement activities. According to a statement from the country's Prime Minister's Office (PMO) on Friday, the current control measures will be extended for 14 days from October 4 to 17. Before detecting seven local cases on August 7 this year, Brunei had kept a record of 457 days without community infections. Facing a new wave of outbreak, the country introduced the strictest control measures ever. Besides closing religious places, schools switching to online learning, no dine-in for restaurants and closing indoor and outdoor sports facilities, leisure centers and cinemas, Brunei also banned most mass gatherings, requiring all non-essential sector workers to work from home and barring all residents from leaving their houses without any important reason. The PMO statement said additional control measures would be implemented over the next two weeks. Enforcement agencies will step up surveillance and enforcement activities. The public is required to stay at their respective residences every night from 8pm until 4pm the next day to reduce the risk of Covid-19 local transmission. The PMO statement also said that over the next few weeks, the government would ramp up efforts to ensure that 80% of the total population in the country would complete two doses of COVID-19 vaccine injection before the end of the year.

Vaccine Update

- A total of 10 countries account for 70% of all vaccinations administered globally as of September 30. The top five countries/territories with the highest number of cumulative people vaccinated with at least one dose per 100,000 population are Gibraltar (118,540), Palau (98,930), United Arab Emirates (92,950), Portugal (87,830), and Cayman Islands (82,900). Conversely, the top five countries with the lowest

number of cumulative people vaccinated with at least one dose per 100,000 population are the Democratic Republic of the Congo (100), Haiti (370), Tanzania (570), South Sudan (650), and Chad (670).

- Malaysia's Special Committee on COVID-19 Vaccine Supply (JKJAV) reported that 20,513,168 individuals or 87.6% of the adult population have been fully inoculated while 22,081,548 adults (94.3%) have received at least one dose of COVID-19 vaccine. It also added that out of the total doses administered on October 3 (Sunday), 96,024 received their first dose of a two-dose vaccine and 110,550 people have received their second dose. Johor leads the state with the most first doses administered at 21,249, followed by Penang (10,931), Kedah (10,747) and Perak (9,853). It also topped the list of the most second doses administered with 20,728, followed by Perak (14,038), Sabah (13,325) and Sarawak (12,374).
- Philippines' National Task Force against COVID-19 said that 1,813,500 doses donated by the United States government through the COVAX facility arrived in the country on October 3 (Sunday). So far, a total of 48,719,770 doses were procured by the national government, 17,840,230 doses were donated through the COVAX Facility, 5,398,000 were procured by local government units and private sector while 3,639,140 doses donated by several nations. Meanwhile, a total of 21,560,795 individuals in the Philippines are now fully vaccinated against COVID-19.

Travel Advisories (new update/s)

- Singapore: The government is shortening the quarantine period for travellers entering the city-state and further easing arrival rules for some countries in the latest move to reopen its borders. Arriving travelers from certain regions will need to spend 10 days in isolation starting October 7, instead of 14 days currently, officials told reporters in a briefing on Saturday. Those quarantine rules apply to so-called category III countries, which will include the United States of America and the United Kingdom from next week. The government also plans to move several countries to category II, from where travelers only need to spend seven days in quarantine, starting October 7. Those being moved to that group include France, Spain, the Netherlands and Sweden. At the same time, countries including Ireland and Greece will be moved to category III.
- Thailand: Thai government has announced a plan to waive mandatory quarantine requirement for fully vaccinated visitors arriving starting November in the capital Bangkok and certain tourism hotspots in nine other regions. Thailand planned to reopen Bangkok and some tourist destinations such as Krabi, Hua Hin, Pattaya and Koh Phayam, following the reopening of Phuket and Samui islands in pilot schemes since July according to the Centre for COVID-19 Situation Administration (CCSA). Nationwide, the CCSA planned to halve the mandatory quarantine period for fully vaccinated visitors arriving from Friday to seven days, and reduce it to 10 days for those that have not finished vaccination.
- Vietnam: Domestic flights officially resumed in October under a four-phase plan outlined by the Ministry of Transport, which applies in localities with relaxed COVID-19 prevention and control measures. In the first phase, to be carried over 10 days, airlines would resume air routes with a flight frequency not exceeding half of that in the first 10 days of April, the time before the fourth COVID-19 wave broke out in Vietnam. Passengers on the planes must be distanced as well. In the second phase, to last for no more than 10 days, the frequency would increase to up to 70% of the frequency in April. No seat distancing is required. The third phase would see the flight frequency return to the level seen in the first 10 days of April (but not exceeding it), with no seat distancing required. The final phase would see airlines resume activities as normal. Air routes that had only one flight a day even pre-pandemic can resume operations as normal in the first and second phases, with seat distancing required. Passengers must follow the "5K message", make health declarations, and present a

negative COVID-19 test result issued within 72 hours before departure. However, passengers who had the first vaccine shot three weeks ago, or those who were fully vaccinated or recovered from the disease within six months are exempt from COVID-19 testing. The Ministry of Transport also requested airlines to offer hand sanitizers to passengers, ask them to wear masks during the flight, and disinfect high-contact surfaces of planes such as door handles and seats after each flight.

Cases and Deaths as of 04 October 2021

- As of 04 October 2021 (2PM, GMT+8), worldwide, there were **236,083,725** confirmed cases, including **4,821,610** deaths. Globally, Case Fatality Rate (CFR) was **2.0**.
- In **China**, there were **124,779** confirmed cases with **5,692** deaths, including deaths in Hong Kong (213) and Taiwan (843). Confirmed cases in China include confirmed cases in Hong Kong (12,227), Macau (71), and Taiwan (16,250). CFR was **4.6**.
- 12,243,630 confirmed cases** of COVID-19 have been reported in the ASEAN region with a total of **264,686 deaths**, with a CFR of **2.2**.

REGION	COUNTRY	FIRST CONFIRMED CASE(S)	LATEST REPORT ON CONFIRMED CASE(S)	TOTAL CONFIRMED CASES	NEW CASES (7-DAY ROLLING AVERAGE)	TOTAL DEATHS	NEW DEATHS (7-DAY ROLLING AVERAGE)	CASE FATALITY RATE	CUMULATIVE CASES/ 100,000	NUMBER OF TESTS LAST 14 DAYS/ 100,000	CUMULATIVE VACCINATED	CUMULATIVE FULLY VACCINATED	FULLY VACCINATED / 100
ASEAN REGION	Brunei	10-Mar-20	03-Oct-21	7,716	148 (168)	56	1 (3)	0.7%	1,781		296,963	196,624	44.5
	Cambodia	27-Jan-20	03-Oct-21	113,256	199 (596)	2,383	23 (20)	2.1%	687	-	13,401,922	11,085,410	65.4
	Indonesia	02-Mar-20	03-Oct-21	4,219,284	1,142 (1,610)	142,173	58 (101)	3.4%	1,559	489	93,066,494	52,316,566	18.9
	Lao PDR	24-Mar-20	03-Oct-21	25,217	301 (485)	22	1 (1)	0.1%	352	682	2,799,549	1,909,360	25.9
	Malaysia	25-Jan-20	03-Oct-21	2,268,499	10,915 (10,038)	26,565	109 (161)	1.2%	7,100	-	23,738,320	20,511,444	62.6
	Myanmar	23-Mar-20	03-Oct-21	468,463	1,194 (1,473)	17,883	48 (51)	3.8%	867	350	7,205,913	3,729,758	6.8
	Philippines	30-Jan-20	03-Oct-21	2,593,399	13,226 (14,649)	38,768	112 (195)	1.5%	2,399	625	25,195,827	24,242,420	21.8
	Singapore	23-Jan-20	03-Oct-21	101,786	2,356 (2,262)	107	4 (4)	0.1%	1,785	16,160	4,697,603	4,531,805	76.9
	Thailand	13-Jan-20	03-Oct-21	1,637,432	10,828 (10,828)	17,014	77 (107)	1.0%	2,352	-	29,501,110	15,899,158	22.7
Vietnam	23-Jan-20	03-Oct-21	808,578	5,376 (7,413)	19,715	114 (162)	2.4%	838	1,693	33,532,395	10,126,423	10.3	
				12,243,630	45,685	264,686	547	2.2%					

- 223,715,316 confirmed cases** of COVID-19 have been reported in **222 countries/states** (other than China, Hong Kong, Taiwan, Macau, and ASEAN countries):

REGION	COUNTRY	FIRST CONFIRMED CASE(S)	LATEST REPORT ON CONFIRMED CASE(S)	TOTAL CONFIRMED CASES	NEW CASES	TOTAL DEATHS	NEW DEATHS	CASE FATALITY RATE	CUMULATIVE CASES/ 100,000	NUMBER OF TESTS LAST 14 DAYS/ 100,000	CUMULATIVE IMMUNIZED	CUMULATIVE FULLY VACCINATED	FULLY VACCINATED/ 100
ASIA PACIFIC	Japan	16 Jan 2020	03-Oct-21	1,705,910	968	17,669	17	1.0%	1,351	566	89,154,655	75,704,359	60.1
	South Korea	20 Jan 2020	03-Oct-21	318,105	2,085	2,507	3	0.8%	615	592	39,710,470	26,982,724	52.6
	Nepal	24 Jan 2020	03-Oct-21	797,192	574	11,164	7	1.4%	2,787	392	7,694,609	6,348,279	21.4

Australia	25 Jan 2020	03-Oct-21	111,421	1,905	1,334	13	1.2%	434	7,826	16,942,166	11,688,570	45.3
Sri Lanka	27 Jan 2020	03-Oct-21	520,432	802	13,059	40	2.5%	2,387	406	14,555,215	11,821,594	55.0
India	30 Jan 2020	03-Oct-21	33,834,243	21,684	449,029	183	1.3%	2,476	1,216	656,956,299	244,047,971	17.5
Afghanistan	24 Feb 2020	03-Oct-21	155,286	23	7,212	-	4.6%	408		773,002	430,744	1.1
Pakistan	26 Feb 2020	03-Oct-21	1,249,858	1,656	27,866	35	2.2%	577	246	59,565,195	29,054,821	12.9
New Zealand	28 Feb 2020	03-Oct-21	4,352	33	27	-	0.6%	89	2,968	3,295,644	1,925,370	39.6
Bhutan	05 Mar 2020	03-Oct-21	2,608	7	3	-	0.1%	342	2,438	584,605	496,481	63.7
Maldives	07 Mar 2020	02-Oct-21	84,971	-	231	-	0.3%	16,003	8,808	392,315	339,481	62.5
Bangladesh	08 Mar 2020	03-Oct-21	1,557,964	617	27,573	18	1.8%	956	183	32,688,608	16,871,083	10.1
Mongolia	10 Mar 2020	03-Oct-21	310,875	1,811	1,333	19	0.4%	9,639	4,187	2,251,684	2,130,709	64.0
Turkey	10 Mar 2020	03-Oct-21	7,238,267	27,351	64,661	194	0.9%	8,676	4,640	53,997,429	44,910,311	52.8
French Polynesia	12 Mar 2020	01-Oct-21	46,360	-	623	-	1.3%	16,599		152,157	138,619	49.1
Guam	15 Mar 2020	02-Oct-21	15,252	-	198	-	1.3%	9,117		128,054	114,154	68.9
New Caledonia	17 Mar 2020	03-Oct-21	7,987	55	150	8	1.9%	2,775		141,094	82,641	28.7
Fiji	18 Mar 2020	03-Oct-21	51,202	34	633	1	1.2%	5,753	-	591,293	425,902	47.2
Papua New Guinea	21 Mar 2020	02-Oct-21	20,672	-	234	-	1.1%	236	-	119,996	45,074	0.5
Timor Leste	21 Mar 2020	03-Oct-21	19,582	19	118	-	0.6%	1,514	-	441,510	270,369	20.1
Northern Mariana Islands	28 Mar 2020	28-May-21	183	-	2	-	1.1%	320		35,807	34,179	60.1
North Korea	24 Jul 2020	25-Jul-20	1	-	-	-	0.0%	0				
Solomon Islands	03 Oct 2020	16-Apr-21	20	-	-	-	0.0%	3		74,573	23,171	3.3
Wallis et Futuna	17 Oct 2020	06-May-21	445	-	7	-	1.6%	2,777		5,366	5,072	45.7
Marshall Islands	26 Oct 2020	17-Nov-20	4	-	-	-	0.0%	7		22,807	19,961	34.2
Vanuatu	11 Nov 2020	21-Apr-21	4	-	1	-	25.0%	1		42,840	14,344	4.6
Samoa	18 Nov 2020	12-Feb-21	3	-	-	-	0.0%	2		114,698	57,618	28.8
Micronesia	11 Jan 2021	11-Jan-21	1	-	-	-	0.0%	1		44,759	38,721	37.4
Palau	31 May 2021	16-Sep-21	5	-	-	-	0.0%	28		17,803	15,541	86.8

AMERICAS	Country	Start Date	End Date	Population	Deaths	Cases	Recovery	Rate	Active	ICU	Healthcare	ICU Capacity	Healthcare Capacity
	USA	21 Jan 2020	03-Oct-21	44,508,749	17,852	719,878	204	1.6%	13,560	3,130	214,870,696	185,143,698	55.1
	Canada	25 Jan 2020	03-Oct-21	1,632,740	1,534	27,953	8	1.7%	4,296	2,695	29,318,764	27,080,535	71.1
	Brazil	26 Feb 2020	02-Oct-21	21,462,619	-	597,968	-	2.8%	10,136	-	151,150,943	90,860,944	42.5
	Mexico	28 Feb 2020	02-Oct-21	3,678,980	-	278,590	-	7.6%	2,884	142	64,048,979	45,794,439	35.2
	Saint Martin	01 Mar 2020	01-Oct-21	3,748	-	55	-	1.5%	9,863				
	Ecuador	01 Mar 2020	28-Sep-21	509,238	-	32,762	-	6.4%	2,931	129	11,303,434	9,907,288	55.4
	Dominican Republic	01 Mar 2020	03-Oct-21	360,830	573	4,055	-	1.1%	3,360	185	6,077,562	4,916,798	44.9
	Chile	03 Mar 2020	03-Oct-21	1,656,602	718	37,494	10	2.3%	8,741	2,699	15,529,858	14,161,239	73.7
	Argentina	03 Mar 2020	03-Oct-21	5,259,738	386	115,245	6	2.2%	11,704	301	29,810,138	22,589,718	49.5
	Peru	05 Mar 2020	01-Oct-21	2,177,283	-	199,423	-	9.2%	6,697	8	15,783,044	10,760,108	32.3
	Costa Rica	06 Mar 2020	01-Oct-21	533,873	-	6,413	-	1.2%	10,577	959	3,407,214	2,189,281	42.6
	Colombia	06 Mar 2020	03-Oct-21	4,962,054	1,413	126,401	29	2.5%	9,857	782	26,332,902	16,929,789	33.0
	French Guiana	06 Mar 2020	01-Oct-21	41,325	-	268	-	0.6%	21,137				
	Martinique	06 Mar 2020	29-Sep-21	41,129	-	608	-	1.5%	9,501				
	Paraguay	07 Mar 2020	02-Oct-21	460,022	-	16,200	-	3.5%	6,530	207	2,766,899	1,873,691	26.0
	Panama	10 Mar 2020	02-Oct-21	467,565	-	7,236	-	1.5%	11,011	1,223	2,924,521	2,235,197	51.0
	Bolivia	10 Mar 2020	01-Oct-21	500,823	-	18,750	-	3.7%	4,350	434	4,252,426	3,258,388	27.5
	Honduras	11 Mar 2020	01-Oct-21	367,275	-	9,855	-	2.7%	3,768		3,331,191	2,431,066	24.2
	Cuba	11 Mar 2020	03-Oct-21	891,447	4,097	7,580	46	0.9%	7,866	-	9,434,924	5,146,950	45.5
	Guyana	11 Mar 2020	02-Oct-21	32,297	-	796	-	2.5%	4,126		357,208	185,972	23.5
	Jamaica	12 Mar 2020	02-Oct-21	84,417	-	1,884	-	2.2%	2,863	480	537,510	280,843	9.4
	St Vincent and the Grenadines	12 Mar 2020	02-Oct-21	3,676	-	28	-	0.8%	3,324		20,661	13,488	12.1
	Saint Lucia	13 Mar 2020	02-Oct-21	11,636	-	207	-	1.8%	6,366		46,620	33,457	18.1
	Trinidad and Tobago	13 Mar 2020	02-Oct-21	51,084	-	1,500	-	2.9%	3,662	685	580,306	506,245	36.1
	Venezuela	13 Mar 2020	02-Oct-21	372,006	-	4,495	-	1.2%	1,305		9,731,808	5,983,049	20.8
	Guatemala	13 Mar 2020	03-Oct-21	570,453	4,887	13,730	30	2.4%	3,436	-	4,557,123	2,500,717	13.7
	Uruguay	13 Mar 2020	02-Oct-21	389,124	-	6,057	-	1.6%	11,241	2,756	2,736,064	2,572,224	73.8
	Curacao	13 Mar 2020	02-Oct-21	16,592	-	163	-	1.0%	10,532		98,134	89,638	54.4
	Puerto Rico	13 Mar 2020	02-Oct-21	181,428	-	3,163	-	1.7%	5,681		2,538,252	2,258,570	70.7
	Suriname	13 Mar 2020	02-Oct-21	42,097	-	901	-	2.1%	7,241		230,230	173,446	29.3

Antigua and Barbuda	13 Mar 2020	02-Oct-21	3,403	-	84	-	2.5%	3,504	-	51,148	42,170	42.7
Guadeloupe	13 Mar 2020	29-Sep-21	53,585	-	708	-	1.3%	12,096				
Cayman Islands	13 Mar 2020	01-Oct-21	853	-	2	-	0.2%	1,313		55,200	55,200	83.0
Aruba	14 Mar 2020	02-Oct-21	15,533	-	167	-	1.1%	14,610		81,462	74,895	69.9
Bahamas	15 Mar 2020	01-Oct-21	21,114	-	533	-	2.5%	5,421		124,207	88,265	22.2
US Virgin Islands	16 Mar 2020	02-Oct-21	6,811	-	71	-	1.0%	6,387		54,035	47,045	44.9
Sint Maarten	17 Mar 2020	02-Oct-21	4,307	-	66	-	1.5%	10,574		25,721	23,589	54.3
Montserrat	17 Mar 2020	30-Sep-21	34	-	1	-	2.9%	364		1,483	1,388	27.9
Barbados	17 Mar 2020	02-Oct-21	8,792	-	79	-	0.9%	3,063		136,034	105,881	36.8
El Salvador	18 Mar 2020	03-Oct-21	104,348	-	3,277	15	3.1%	1,617	-	4,107,518	3,416,168	52.4
Nicaragua	18 Mar 2020	28-Sep-21	14,448	-	204	-	1.4%	221		556,589	305,218	4.6
Bermuda	18 Mar 2020	02-Oct-21	5,336	-	75	-	1.4%	8,348		44,190	43,025	69.3
Haiti	19 Mar 2020	01-Oct-21	21,972	-	615	-	2.8%	195		42,899	18,987	0.2
Dominica	22 Mar 2020	02-Oct-21	3,673	-	22	-	0.6%	5,115		25,127	21,567	29.9
Grenada	22 Mar 2020	02-Oct-21	5,294	-	154	-	2.9%	4,727		33,132	22,531	19.9
Belize	23 Mar 2020	01-Oct-21	21,003	-	418	-	2.0%	5,381	4,486	193,769	127,508	31.5
Turks and Caicos Islands	23 Mar 2020	03-Oct-21	2,868	9	23	-	0.8%	7,510		27,446	24,928	63.6
Saint Kitts and Nevis	24 Mar 2020	03-Oct-21	2,029	35	15	2	0.7%	3,841	10,423	25,637	22,422	41.9
British Virgin Islands	25 Mar 2020	08-Sep-21	2,642	-	37	-	1.4%	8,798		17,439	14,959	49.2
Anguilla	26 Mar 2020	01-Oct-21	425	-	1	-	0.2%	3,207		9,548	9,156	60.5
Caribbean Netherlands	01 Apr 2020	03-Oct-21	2,141	15	19	-	0.9%	11,887		19,109	16,736	63.3
Falkland Islands	03 Apr 2020	01-Sep-21	67	-	-	-	0.0%	2,540		2,632	1,775	50.3
Saint Pierre and Miquelon	05 Apr 2020	02-Sep-21	31	-	-	-	0.0%	442				
Saint Barthelemy	25 Jul 2020	01-Oct-21	1,578	-	4	-	0.3%	18,675				
EUROPE												
France	24 Jan 2020	03-Oct-21	7,027,059	3,744	116,798	9	1.7%	10,479		50,285,691	44,408,729	65.7
Germany	27 Jan 2020	03-Oct-21	4,277,772	5,020	94,296	6	2.2%	5,146	1,132	56,663,817	53,747,320	64.1
Finland	29 Jan 2020	01-Oct-21	142,114	-	1,062	-	0.7%	2,574	1,747	4,144,322	3,516,322	63.4
Italy	30 Jan 2020	03-Oct-21	4,682,034	2,967	131,031	33	2.8%	7,765	5,050	45,344,433	41,156,374	68.2

Russian Federation	31 Jan 2020	03-Oct-21	7,586,536	25,769	209,918	890	2.8%	5,255	4,110	48,535,310	42,480,477	29.1
Spain	31 Jan 2020	01-Oct-21	4,961,128	-	86,463	-	1.7%	10,538	-	37,702,384	36,667,138	78.4
Sweden	31 Jan 2020	01-Oct-21	1,153,655	-	14,827	-	1.3%	11,216		7,159,590	6,595,856	64.9
United Kingdom of Great Britain	31 Jan 2020	03-Oct-21	7,900,680	29,666	136,953	43	1.7%	11,821	14,387	48,901,277	44,935,470	65.9
Belgium	05 Feb 2020	02-Oct-21	1,247,197	-	25,612	-	2.1%	10,860	3,733	8,587,258	8,414,890	72.3
Switzerland	25 Feb 2020	01-Oct-21	841,571	-	11,105	-	1.3%	9,814	4,147	5,529,798	5,030,979	57.7
Austria	25 Feb 2020	03-Oct-21	748,825	2,445	11,026	5	1.5%	8,436	39,520	5,750,656	5,432,691	60.1
Croatia	25 Feb 2020	03-Oct-21	408,699	944	8,678	14	2.1%	10,048	2,358	1,829,251	1,714,992	42.0
Norway	26 Feb 2020	02-Oct-21	190,224	-	861	-	0.5%	3,557	2,663	4,163,887	3,655,384	66.9
Romania	26 Feb 2020	03-Oct-21	1,265,827	8,682	37,544	150	3.0%	6,540	3,539	5,694,662	5,401,341	28.2
Estonia	26 Feb 2020	03-Oct-21	158,357	629	1,363	3	0.9%	11,937	4,531	760,512	614,453	46.4
Georgia	26 Feb 2020	03-Oct-21	617,753	1,164	9,038	33	1.5%	16,605	10,752	988,358	825,321	20.7
North Macedonia	26 Feb 2020	03-Oct-21	192,478	658	6,704	21	3.5%	9,238	1,684	788,293	729,794	35.0
Greece	26 Feb 2020	03-Oct-21	661,308	1,142	14,920	31	2.3%	6,171	25,494	6,458,416	6,159,873	59.4
Denmark	27 Feb 2020	03-Oct-21	360,031	368	2,663	-	0.7%	6,188	5,931	4,455,375	4,371,778	75.2
San Marino	27 Feb 2020	27-Sep-21	5,428	-	91	-	1.7%	16,031		24,437	24,437	71.9
Lithuania	27 Feb 2020	03-Oct-21	337,416	1,615	5,063	22	1.5%	12,107	6,542	1,751,957	1,620,363	60.2
Netherlands	27 Feb 2020	03-Oct-21	2,008,024	1,603	18,182	1	0.9%	11,585	482	12,811,287	11,527,688	67.1
Azerbaijan	27 Feb 2020	03-Oct-21	485,987	712	6,573	14	1.4%	4,849	955	4,794,136	3,889,854	38.1
Belarus	28 Feb 2020	03-Oct-21	543,976	1,899	4,188	14	0.8%	5,746	3,124	1,877,399	1,512,121	16.0
Iceland	28 Feb 2020	01-Oct-21	11,839	-	33	-	0.3%	3,277	4,133	281,734	276,522	80.5
Ireland	28 Feb 2020	03-Oct-21	393,626	1,051	5,249	-	1.3%	7,966	5,026	3,773,683	3,687,818	74.0
Monaco	29 Feb 2020	02-Oct-21	3,315	-	33	-	1.0%	8,508		26,672	23,308	59.0
Czech Republic	01 Mar 2020	03-Oct-21	1,693,790	556	30,478	1	1.8%	15,875		6,087,799	5,970,250	55.7
Luxembourg	01 Mar 2020	01-Oct-21	78,326	-	835	-	1.1%	12,635	3,298	417,935	399,522	62.9
Armenia	01 Mar 2020	03-Oct-21	264,690	907	5,372	18	2.0%	8,949	2,070	264,695	143,840	4.9
Latvia	02 Mar 2020	03-Oct-21	161,641	1,033	2,741	10	1.7%	8,451	-	928,626	857,617	45.9
Portugal	02 Mar 2020	03-Oct-21	1,071,114	449	17,993	7	1.7%	10,430	4,686	8,930,596	8,663,808	85.2
Andorra	02 Mar 2020	30-Sep-21	15,222	-	130	-	0.9%	19,732	2,866	52,910	43,008	55.6

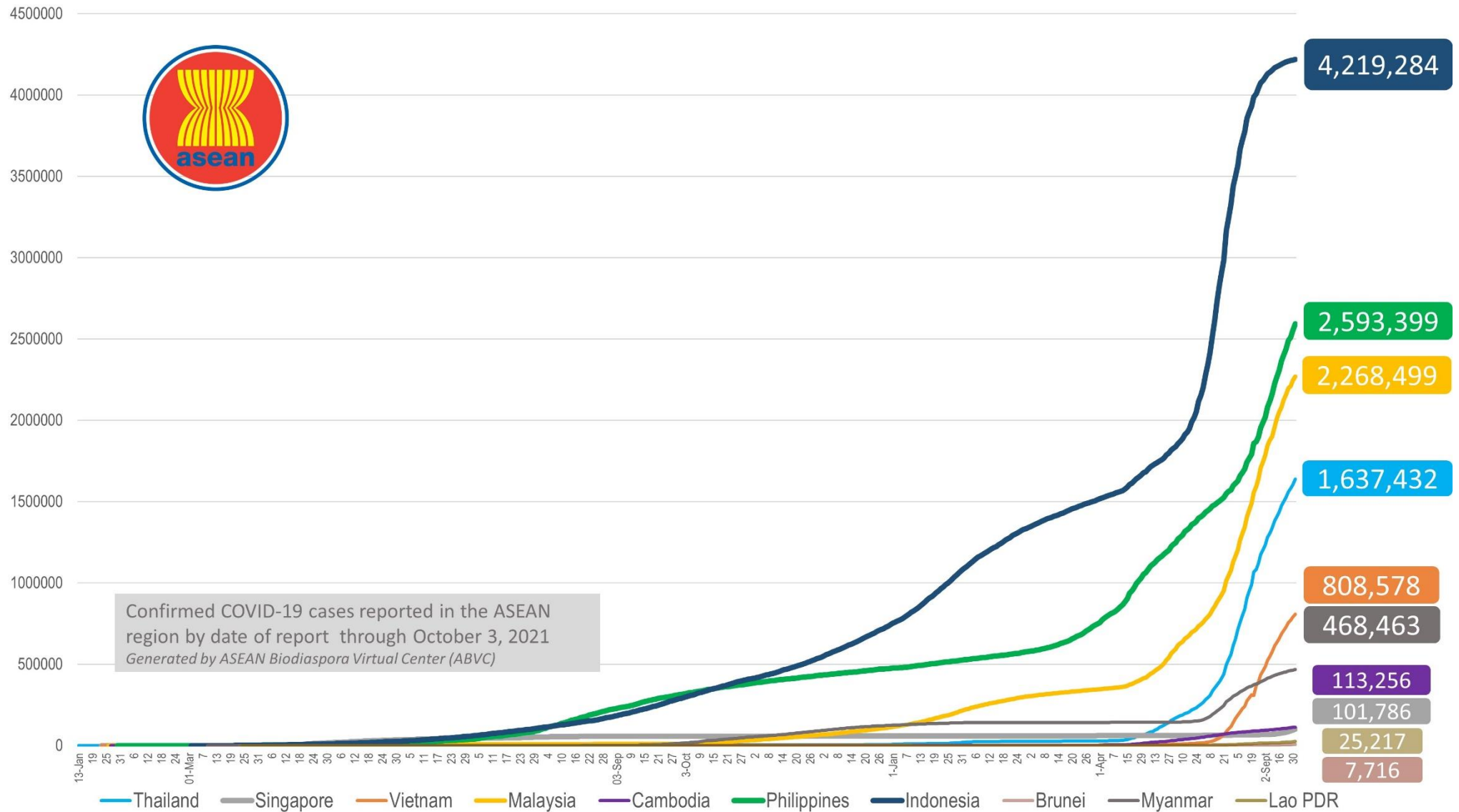
	Liechtenstein	03 Mar 2020	03-Oct-21	3,450	1	60	-	1.7%	9,074	4,737	24,532	22,920	59.9
	Ukraine	03 Mar 2020	03-Oct-21	2,455,189	7,967	56,775	126	2.3%	5,532	808	7,173,268	5,755,315	13.2
	Slovenia	04 Mar 2020	03-Oct-21	295,859	531	4,574	5	1.5%	14,170	2,347	1,128,800	1,008,167	48.5
	Hungary	04 Mar 2020	01-Oct-21	823,384	-	30,199	-	3.7%	8,428	1,677	5,891,228	5,651,539	58.7
	Poland	04 Mar 2020	03-Oct-21	2,910,866	1,090	75,695	6	2.6%	7,666	744	19,853,542	19,500,218	51.6
	Faroe Islands	04 Mar 2020	03-Oct-21	1,217	7	2	-	0.2%	2,500		38,288	36,330	74.1
	Bosnia and Herzegovina	05 Mar 2020	01-Oct-21	235,536	-	10,635	-	4.5%	7,135	1,155	734,195	508,008	15.6
	Gibraltar	05 Mar 2020	02-Oct-21	5,566	-	97	-	1.7%	16,516		39,952	39,630	117.6
	Slovakia	06 Mar 2020	03-Oct-21	415,993	977	12,668	8	3.0%	7,627	6,003	2,448,026	2,252,214	41.2
	Serbia	06 Mar 2020	03-Oct-21	961,006	5,334	8,380	49	0.9%	13,837	3,492	3,046,445	2,909,965	42.8
	Vatican City	06 Mar 2020	17-Oct-20	27	-	-	-	0.0%	2,932				
	Malta	07 Mar 2020	03-Oct-21	37,197	10	459	-	1.2%	7,400	6,036	420,499	420,429	81.7
	Moldova	07 Mar 2020	03-Oct-21	297,232	560	6,854	25	2.3%	11,184	3,517	561,055	789,987	19.6
	Bulgaria	08 Mar 2020	02-Oct-21	505,481	-	20,995	-	4.2%	7,246	3,242	1,089,066	1,336,437	19.4
	Albania	09 Mar 2020	03-Oct-21	171,794	467	2,713	3	1.6%	6,019	-	946,495	794,878	27.7
	Cyprus	09 Mar 2020	02-Oct-21	118,693	-	555	-	0.5%	9,903	45,356	594,999	554,686	62.5
	Channel Islands	09 Mar 2020	30-Sep-21	1,603	-	21	-	1.3%	2,458		32,969	13,618	20.3
	Jersey	10 Mar 2020	01-Oct-21	10,054	-	78	-	0.8%	11,071		77,168	74,026	73.2
	Kazakhstan	13 Mar 2020	03-Oct-21	890,993	1,953	11,292	39	1.3%	4,813	-	7,684,022	6,635,545	34.9
	Kosovo	13 Mar 2020	01-Oct-21	160,029	-	2,943	-	1.8%	8,919				
	Uzbekistan	15 Mar 2020	03-Oct-21	175,267	388	1,247	2	0.7%	522		9,787,973	4,283,645	12.6
	Greenland	16 Mar 2020	03-Oct-21	591	7	-	-	0.0%	1,051		41,280	36,991	65.1
	Montenegro	17 Mar 2020	03-Oct-21	132,696	336	1,934	2	1.5%	21,329		245,622	214,407	34.1
	Kyrgyzstan	18 Mar 2020	03-Oct-21	178,740	60	2,607	-	1.5%	2,768		836,331	626,952	9.5
	Isle of Man	19 Mar 2020	02-Oct-21	7,634	-	52	-	0.7%	9,025		65,474	63,925	74.8
Tajikistan	30 Apr 2020	13-Sep-21	17,084	-	124	-	0.7%	183		2,398,703	1,740,682	17.9	
MIDDLE EAST	UAE	29 Jan 2020	03-Oct-21	736,708	184	2,102	2	0.3%	7,540	34,061	9,326,856	8,278,450	82.9
	Iran	19 Feb 2020	03-Oct-21	5,624,128	12,428	121,109	229	2.2%	6,783	1,434	36,303,822	15,646,961	18.4
	Israel	21 Feb 2020	03-Oct-21	1,289,240	1,263	7,783	5	0.6%	14,241	13,599	6,127,957	5,647,012	64.3
	Lebanon	21 Feb 2020	02-Oct-21	625,445	-	8,341	-	1.3%	9,123	-	1,616,092	1,309,090	19.3
	Kuwait	24 Feb 2020	03-Oct-21	411,803	72	2,452	1	0.6%	9,788	4,324	2,668,082	923,307	21.3
	Oman	24 Feb 2020	30-Sep-21	303,769	-	4,096	-	1.3%	6,106		2,896,271	2,050,716	39.3

	Bahrain	24 Feb 2020	03-Oct-21	275,237	62	1,389	-	0.5%	16,771	9,705	1,165,652	1,120,796	64.1	
	Iraq	24 Feb 2020	03-Oct-21	2,009,678	2,451	22,365	21	1.1%	5,112	674	4,676,216	2,932,292	7.1	
	Qatar	29 Feb 2020	03-Oct-21	236,913	79	606	-	0.3%	8,365	1,914	2,360,308	2,218,292	75.7	
	Saudi Arabia	02 Mar 2020	03-Oct-21	547,262	41	8,724	2	1.6%	1,597	1,368	23,420,022	18,845,359	53.3	
	Jordan	02 Mar 2020	02-Oct-21	825,245	-	10,736	-	1.3%	8,169	3,226	3,720,605	3,298,920	32.1	
	Palestine	05 Mar 2020	03-Oct-21	437,008	872	4,412	12	1.0%	9,327		1,402,892	752,412	14.4	
	Syria	22 Mar 2020	03-Oct-21	34,920	224	2,265	-	6.5%	205		285,087	248,862	1.4	
	Yemen	10 Apr 2020	02-Oct-21	9,139	-	1,734	-	19.0%	31		308,025	48,148	0.2	
AFRICA	Egypt	14 Feb 2020	02-Oct-21	306,030	-	17,399	-	5.7%	305		10,524,707	5,698,602	5.5	
	Algeria	25 Feb 2020	03-Oct-21	203,789	132	5,822	3	2.9%	473		6,017,036	4,032,942	9.0	
	Nigeria	28 Feb 2020	02-Oct-21	206,064	-	2,724	-	1.3%	103	23	4,790,943	1,943,821	0.9	
	Tunisia	02 Mar 2020	02-Oct-21	707,983	-	24,921	-	3.5%	6,054	506	5,086,921	3,861,060	32.4	
	Morocco	02 Mar 2020	03-Oct-21	935,332	504	14,339	24	1.5%	2,565	500	22,309,639	18,790,222	50.3	
	Senegal	02 Mar 2020	03-Oct-21	73,800	7	1,860	1	2.5%	453	96	1,247,876	564,998	3.3	
	South Africa	05 Mar 2020	03-Oct-21	2,906,422	809	87,780	27	3.0%	4,963	401	12,593,276	8,819,130	14.7	
	Cameroon	06 Mar 2020	29-Sep-21	92,303	-	1,459	-	1.6%	357		377,791	83,410	0.3	
	Togo	06 Mar 2020	03-Oct-21	25,535	48	233	3	0.9%	316	138	595,491	402,141	4.7	
	Burkina Faso	09 Mar 2020	03-Oct-21	14,335	45	187	-	1.3%	71		234,490	168,141	0.8	
	Democratic Republic of Congo	10 Mar 2020	01-Oct-21	56,997	-	1,084	-	1.9%	66		89,522	40,264	0.0	
	Ivory Coast	11 Mar 2020	02-Oct-21	60,376	-	636	-	1.1%	235	132	1,193,877	273,400	1.0	
	Reunion	11 Mar 2020	28-Sep-21	53,682	-	366	-	0.7%	6,909					
	Ghana	13 Mar 2020	27-Sep-21	127,482	-	1,156	-	0.9%	419	-	865,422	758,160	2.4	
	Guinea	13 Mar 2020	02-Oct-21	30,434	-	379	-	1.2%	238		1,208,906	564,029	4.2	
	Gabon	13 Mar 2020	01-Oct-21	30,648	-	190	-	0.6%	1,411	2,822	102,256	78,064	3.4	
	Sudan	13 Mar 2020	02-Oct-21	38,328	-	2,904	-	7.6%	90		649,062	581,846	1.3	
	Kenya	13 Mar 2020	03-Oct-21	250,114	91	5,140	9	2.1%	476	-	2,897,007	914,129	1.7	
	Ethiopia	13 Mar 2020	03-Oct-21	348,669	697	5,722	47	1.6%	311	56	2,856,031	859,770	0.7	
	Central African Republic	14 Mar 2020	24-Sep-21	11,371	-	100	-	0.9%	240		197,103	9,901	0.2	
	Seychelles	14 Mar 2020	28-Sep-21	21,347	-	115	-	0.5%	21,866		77,311	71,091	71.9	
	Rwanda	14 Mar 2020	03-Oct-21	97,870	89	1,283	2	1.3%	775	1,010	2,116,184	1,663,703	12.5	
	Namibia	14 Mar 2020	03-Oct-21	127,804	48	3,516	1	2.8%	5,123	584	261,269	167,720	6.5	
Swaziland	14 Mar 2020	02-Oct-21	46,005	-	1,224	-	2.7%	4,007		208,925	201,803	17.2		
Mauritania	14 Mar 2020	02-Oct-21	36,114	-	777	-	2.2%	798	-	311,544	569,587	11.9		
Mayotte	14 Mar 2020	01-Oct-21	20,323	-	180	-	0.9%	12,778						
Equatorial Guinea	15 Mar 2020	30-Sep-21	12,362	-	147	-	1.2%	912	778	225,011	167,635	11.6		
Republic of Congo	15 Mar 2020	02-Oct-21	14,359	-	197	-	1.4%	267		230,572	116,041	2.1		
Benin	16 Mar 2020	29-Sep-21	23,890	-	159	-	0.7%	202	-	226,269	21,405	0.2		

Liberia	16 Mar 2020	30-Sep-21	5,799	-	286	-	4.9%	117		104,545	27,392	0.5	
Tanzania	16 Mar 2020	01-Oct-21	25,846	-	719	-	2.8%	45		350,000	350,000	0.6	
Somalia	16 Mar 2020	27-Sep-21	19,980	-	1,111	-	5.6%	129		251,458	225,617	1.4	
Gambia	17 Mar 2020	01-Oct-21	9,935	-	338	-	3.4%	423	67	183,739	170,920	6.9	
Zambia	17 Mar 2020	03-Oct-21	209,163	21	3,649	-	1.7%	1,171	240	311,049	416,471	2.2	
Mauritius	18 Mar 2020	30-Sep-21	15,695	-	84	-	0.5%	1,240		855,866	799,689	62.8	
Djibouti	18 Mar 2020	02-Oct-21	12,881	-	169	-	1.3%	1,323		66,010	26,087	2.6	
Niger	19 Mar 2020	02-Oct-21	6,035	-	203	-	3.4%	26		405,918	106,376	0.4	
Chad	19 Mar 2020	01-Oct-21	5,042	-	174	-	3.5%	32		113,135	29,413	0.2	
Zimbabwe	20 Mar 2020	02-Oct-21	131,094	-	4,625	-	3.5%	895	226	3,105,712	2,303,288	15.3	
Cape Verde	20 Mar 2020	02-Oct-21	37,635	-	340	-	0.9%	6,844		284,115	130,185	23.2	
Madagascar	20 Mar 2020	13-Sep-21	42,898	-	958	-	2.2%	159	-	197,001	184,632	0.7	
Uganda	21 Mar 2020	01-Oct-21	123,976	-	3,160	-	2.5%	280	50	1,643,067	415,486	0.9	
Eritrea	21 Mar 2020	30-Sep-21	6,722	-	42	-	0.6%	190					
Angola	21 Mar 2020	02-Oct-21	58,603	-	1,574	-	2.7%	184		2,127,405	1,006,732	3.0	
Mozambique	22 Mar 2020	02-Oct-21	150,790	-	1,918	-	1.3%	497	40	1,903,730	1,740,693	5.4	
Libya	24 Mar 2020	03-Oct-21	341,839	748	4,686	22	1.4%	5,044		1,381,925	204,130	2.9	
Guinea-Bissau	25 Mar 2020	01-Oct-21	6,110	-	135	-	2.2%	318		87,231	7,484	0.4	
Mali	25 Mar 2020	03-Oct-21	15,287	9	549	-	3.6%	78		316,293	231,811	1.1	
Botswana	30 Mar 2020	30-Sep-21	179,220	-	2,368	-	1.3%	7,780	-	394,827	234,777	9.8	
Sierra Leone	31 Mar 2020	03-Oct-21	6,396	2	121	-	1.9%	82		189,641	42,734	0.5	
Burundi	31 Mar 2020	30-Sep-21	18,271	-	14	-	0.1%	158					
Malawi	02 Apr 2020	03-Oct-21	61,612	3	2,284	1	3.7%	331	-	818,939	498,701	2.5	
South Sudan	05 Apr 2020	02-Oct-21	12,035	-	130	-	1.1%	109	-	74,198	29,553	0.3	
Sao Tome and Principe	06 Apr 2020	02-Oct-21	3,531	-	52	-	1.5%	1,642		60,559	22,120	9.9	
Comoros	30 Apr 2020	03-Oct-21	4,155	8	147	-	3.5%	488		174,765	162,098	18.2	
Lesotho	13May 2020	02-Oct-21	21,338	-	634	-	3.0%	1,004		249,173	238,727	11.1	
			223,715,316	224,791	4,551,232	2,890	2.0%						

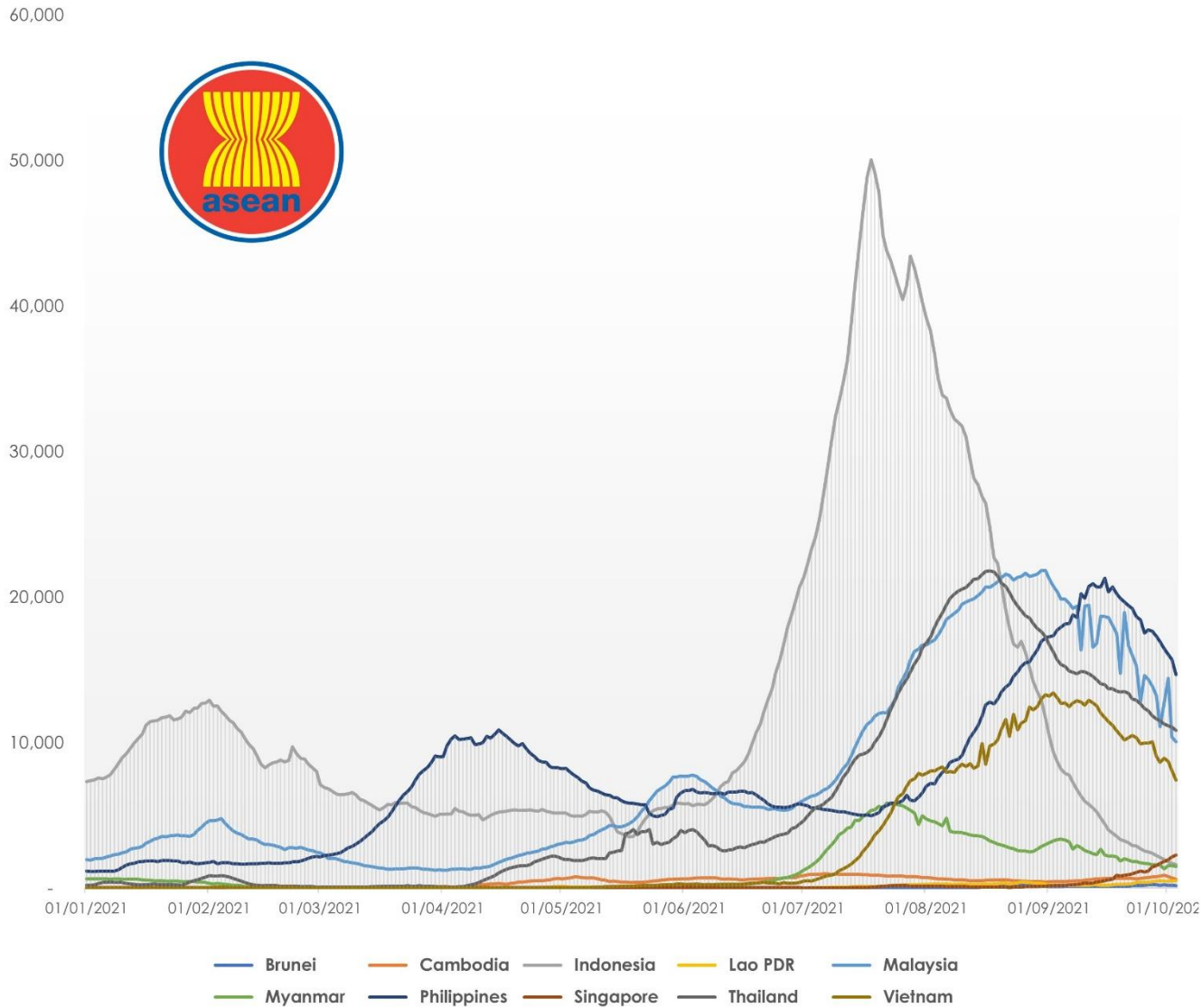
COVID-19 Epi curve among ASEAN Countries

as of 3 October 2021



7-Day Rolling Average of COVID-19 new cases

as of 3 October 2021

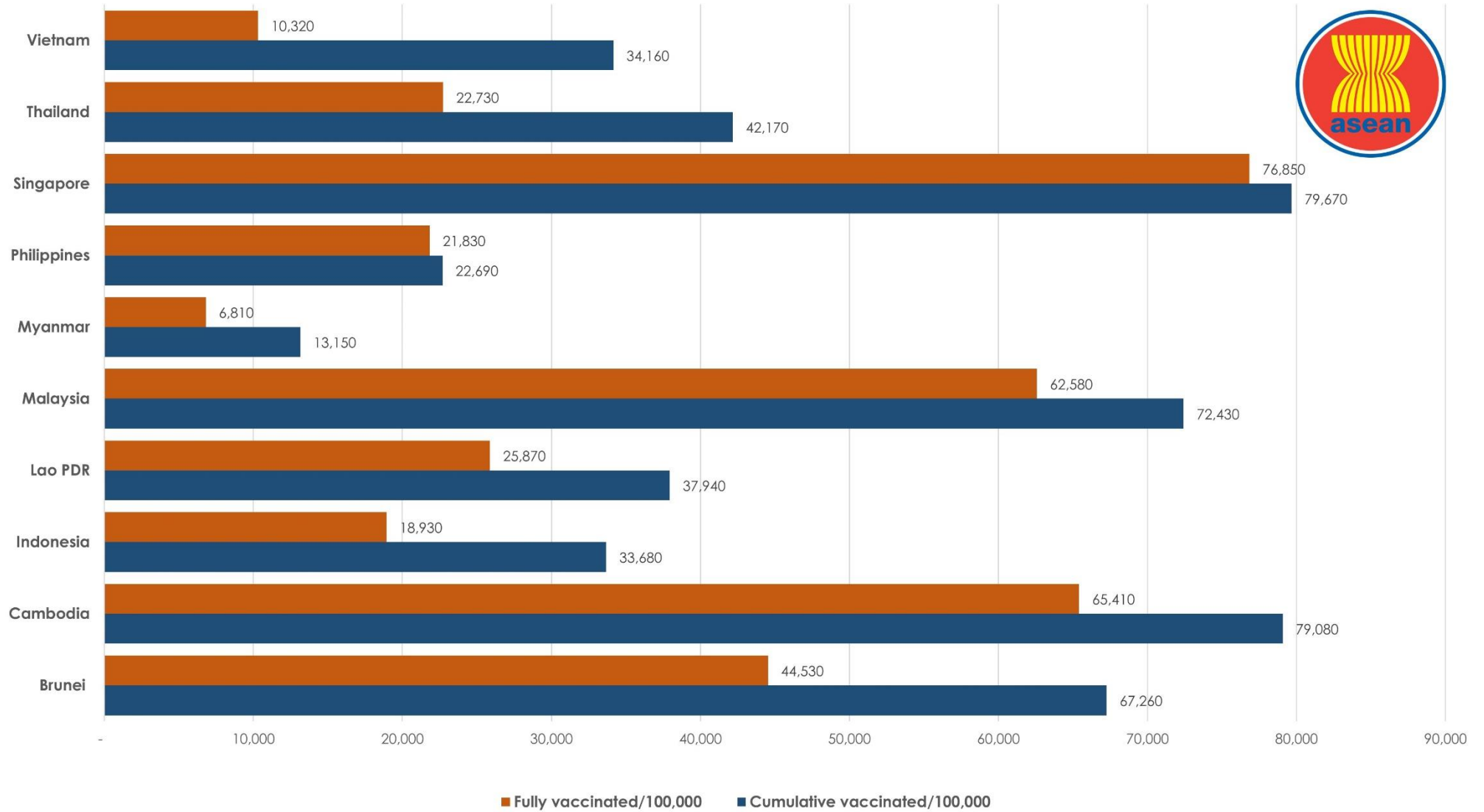


ASEAN Country	New Cases Rate of Change 7-Day Window*	P-value
Brunei	-5.505	0.009
Cambodia	-23.821	0.165
Indonesia	-130.923	0
Lao PDR	5.704	0.225
Malaysia	-496.117	0.143
Myanmar	-21.163	0.313
Philippines	-466.51	0
Singapore	138.898	0
Thailand	-160.066	0
Vietnam	-348.515	0.003

*Beta coefficient of linear line of best fit; equal to the rate of change in the 7-day rolling average of new cases over the past 7 days (as of October 3, 2021)

COVID-19 Vaccination Status

as of 3 October 2021



Outlook Assessment

as of 1 October 2021

ASEAN MEMBER STATE	REQUIREMENT					
	At least 80% of the high-risk population has been vaccinated with at least one dose of a COVID-19 vaccine.		At least 65% of the total population has a level of immunity to COVID-19; either recovered from COVID-19 or have been vaccinated with at least one dose of a COVID-19 vaccine.		Case levels are generally low (a 7-day rolling average number of daily new cases that is <10 cases per 100,000, with each day's past-14-day test positivity is consistently <5%).	
	% of High risk population with one dose	Projected Completion Date <i>(moderate case scenario)</i>	% of Total population with one dose	Projected Completion Date <i>(moderate case scenario)</i>	Daily cases/100,000	Test positivity last 14 days
Brunei	>80.0	Aug 2021	67.6	Sept 2021	45.038	
Cambodia	>80.0	Jun 2021	>80.1	Aug 2021	4.716	
Indonesia	>80.0	Aug 2021	36.3	Jan 2022	0.666	1.7
Lao PDR	> 80.0	Aug 2021	41.6	Dec 2021	6.436	7.6
Malaysia	>80.0	Jul 2021	74.5	Sep 2021	45.118	
Myanmar	27.9	-	14.3		2.867	8.6
Philippines	>80.0	Sept 2021	26.0		14.820	25.8
Singapore	>80.0	May 2021	>80.3	Jul 2021	34.217	1.8
Thailand	>80.0	Sept 2021	44.0	Nov 2021	15.987	27.6
Vietnam	76.9	Oct 2021	36.2	Nov 2021	8.995	4.9



Report generated by
ASEAN Biodiaspora Virtual Center (ABVC)
 in collaboration with **Bluedot Inc.**
 Email: support@biodiaspora.org

