

COVID-19: Highlights and Situation Overview

Global Update

- Worldwide, there have been over 220 million cases and over 4 million deaths attributed to COVID-19.

Regional Update

- Malaysia's National Security Council (MKN) Director-General said that Enhanced Movement Control Order (EMCO) will be enforced at six localities in Pahang and two in Sabah for 14 days from September 4 until 17. In Pahang, the EMCO will affect three Orang Asli villages, Kampung Kuala Terbol, Kampung Pian and Kampung Lubok Wong in Temerloh; Penor Prison and Pinggiran Goh kongsi house in Kuantan as well as Sempalit in Raub. In Sabah, the affected areas are Taman Keramat and Angkasa Apartment in Kota Kinabalu. The EMCO at two Orang Asli villages, Kampung Batang and Kampung Blau in Gua Musang, Kelantan as well as the Bentong Prison Complex, Pahang, including its quarters that was scheduled to end tomorrow have been extended until September 17. Meanwhile, the EMCO in several localities in Sabah, including Kampung Pulau Penampang, University Condominium Apartment 2 and Rumah Murah Kepayan in Kota Kinabalu; Kampung Baru Pasir Putih and Kampung Wallace Bay, Pulau Sebatik (Tawau); Perumahan Ladang Cepat Wawasan 7000 and Ladang Meridian Paitan (Beluran) as well as Kampung Gambaron 1 and Ladang Ribu Bonus (Telupid) will end today (September 3).
- Brunei's Ministry of Health said on September 2 (Thursday) the government has extended the duration of the current restrictive measures to curb further spread of COVID-19 for another month until October 3. According to the health minister, the decision was made after taking into account the taking unstable current situation in the Sultanate and the postponement of the first dose vaccine administration in the National Vaccination Programme.
- Laos' government has extended its COVID-19 prevention and control measures for another 15 days until September 15, with some measures being strengthened. Meetings, training courses and other activities including traditional and ritual events involving more than 20 people are prohibited. In essential cases, permission must be given by a COVID-19 taskforce before such events are organized. The government also prohibits the opening of massage parlors and beauty salons, night markets, food gardens and tourist sites in areas that have experienced community outbreaks of COVID-19.

Vaccine Update

- Malaysia's Special Committee on COVID-19 Vaccine Supply (JKJAV) reported that a total of 35,519,754 doses of COVID-19 vaccine have been administered in Malaysia as of September 2 (Thursday). According to figures, a total of 20,115,233 people (or 85.9% of the adult population) have received their first dose while 15,429,300 (or 65.9% of the adult population) received both doses or completed the vaccine regimen. It also said that a total of 369,280 doses of COVID-19 vaccines were administered on Thursday alone, where 181,635 individuals had received their first doses while another 187,645 individuals completed their second dose. Penang today (September 3) received more than 40,000 doses of the COVID-19 vaccine to ramp up the ongoing vaccination process. The 43,120 doses of Sinovac vaccines were part of 200,000 doses secured by the federal government to the state recently.
- Thailand's Ministry of Health said on September 2 (Thursday) that its COVID-19 vaccine regimen of China's Sinovac followed by British-developed AstraZeneca vaccine was safe and successfully boosted immunity among its first 1.5 million recipients. Thailand in July

became the first country in the world to mix a Chinese vaccine and a Western-developed vaccine as cases and deaths in the country surged and the government struggled with vaccine supplies. He added that the booster doses will be given to 3 million people who received two Sinovac shots, using a different type of vaccine, likely from this month.

Travel Advisories (new update/s)

- Malaysia: Malaysia Airlines is ready to facilitate travel for fully vaccinated customers to Langkawi, following the government's decision on the activation of the Langkawi travel bubble beginning September 16, 2021. Malaysia Aviation Group (MAG) chief executive officer said that Malaysia Airlines has enhanced its safety and health protocols across multiple touchpoints at airports and onboard, as recommended by the International Civil Aviation Organization Council of Aviation Recovery Task Force (ICAO CART), to ensure customers and employees' safety are protected.
- Singapore: About 750 people received approval to enter Singapore under a new scheme for vaccinated travellers, on the first day after applications opened. The Civil Aviation Authority of Singapore (CAAS) said that as of midnight of September 1 (Wednesday), 735 travellers from Germany - comprising 301 short-term visitors and 434 long-term pass holders - received travel passes via the Vaccinated Travel Lane (VTL). Similarly, 20 travellers from Brunei have been cleared - comprising 18 short-term visitors and two long-term pass holders. The VTL scheme will allow fully vaccinated travellers, including tourists, to fly into Singapore from Germany and Brunei without quarantine.

Cases and Deaths as of 03 September 2021

- As of 03 September 2021 (2PM, GMT+8), worldwide, there were **220,182,238** confirmed cases, including **4,558,821** deaths. Globally, Case Fatality Rate (CFR) was **2.1**.
- In **China**, there were **123,109** confirmed cases with **5,685** deaths, including deaths in Hong Kong (212) and Taiwan (837). Confirmed cases in China include confirmed cases in Hong Kong (12,114), Macau (63), and Taiwan (16,006). CFR was **4.6**.
- **10,223,230 confirmed cases** of COVID-19 have been reported in the ASEAN region with a total of **227,077 deaths**, with a CFR of **2.2**.

REGION	COUNTRY	FIRST CONFIRMED CASE(S)	LATEST REPORT ON CONFIRMED CASE(S)	TOTAL CONFIRMED CASES	NEW CASES (7-DAY ROLLING AVERAGE)	TOTAL DEATHS	NEW DEATHS (7-DAY ROLLING AVERAGE)	CASE FATALITY RATE	CUMULATIVE CASES/ 100,000	NUMBER OF TESTS LAST 14 DAYS/ 100,000	CUMULATIVE VACCINATED	CUMULATIVE FULLY VACCINATED	FULLY VACCINATED / 100
ASEAN REGION	Brunei	10-Mar-20	02-Sep-21	2,960	102 (99)	12	1 (1)	0.4%	683		231,613	96,212	21.8
	Cambodia	27-Jan-20	02-Sep-21	93,926	416 (424)	1,928	12 (12)	2.1%	570	-	10,894,597	8,594,733	50.7
	Indonesia	02-Mar-20	02-Sep-21	4,109,093	8,955 (9,337)	134,356	680 (596)	3.3%	1,518	475	64,229,890	36,454,433	13.2
	Lao PDR	24-Mar-20	02-Sep-21	15,459	170 (194)	14	-	0.1%	216	1,677	2,060,418	1,644,691	22.3
	Malaysia	25-Jan-20	02-Sep-21	1,786,004	20,988 (20,737)	17,191	249 (283)	1.0%	5,590	2,883	19,933,740	15,241,655	46.5
	Myanmar	23-Mar-20	02-Sep-21	406,099	3,459 (3,226)	15,600	110 (107)	3.8%	751	162	4,456,857	1,796,830	3.3
	Philippines	30-Jan-20	02-Sep-21	2,020,484	16,529 (17,326)	33,680	147 (136)	1.7%	1,869	585	18,697,647	14,109,916	12.7
	Singapore	23-Jan-20	02-Sep-21	67,991	191 (152)	55	-	0.1%	1,192	14,838	4,601,255	4,434,945	75.2
	Thailand	13-Jan-20	02-Sep-21	1,234,487	14,956 (16,231)	12,103	262 (256)	1.0%	1,773	713	23,401,465	7,780,973	11.1
	Vietnam	23-Jan-20	02-Sep-21	486,727	13,197 (13,398)	12,138	270 (353)	2.5%	505	1,757	17,483,818	2,726,563	2.8
				10,223,230	78,963	227,077	1,731	2.2%					

- **209,835,899 confirmed cases** of COVID-19 have been reported in **222 countries/states** (other than China, Hong Kong, Taiwan, Macau, and ASEAN countries):

REGION	COUNTRY	FIRST CONFIRMED CASE(S)	LATEST REPORT ON CONFIRMED CASE(S)	TOTAL CONFIRMED CASES	NEW CASES	TOTAL DEATHS	NEW DEATHS	CASE FATALITY RATE	CUMULATIVE CASES/ 100,000	NUMBER OF TESTS LAST 14 DAYS/ 100,000	CUMULATIVE IMMUNIZED	CUMULATIVE FULLY VACCINATED	FULLY VACCINATED/ 100
ASIA PACIFIC	Japan	16 Jan 2020	02-Sep-21	1,529,705	18,216	16,144	65	1.1%	1,212	1,011	72,973,757	59,060,074	46.9
	South Korea	20 Jan 2020	02-Sep-21	255,401	1,956	2,303	11	0.9%	494	923	29,458,016	16,283,360	31.7
	Nepal	24 Jan 2020	02-Sep-21	765,914	1,619	10,786	16	1.4%	2,677	230	5,424,836	4,667,328	15.7
	Australia	25 Jan 2020	02-Sep-21	56,565	1,472	1,019	7	1.8%	221	10,034	12,381,036	7,316,462	28.4
	Sri Lanka	27 Jan 2020	02-Sep-21	447,757	3,627	9,604	204	2.1%	2,054	845	12,468,949	8,169,232	38.0
	India	30 Jan 2020	02-Sep-21	32,902,345	45,482	439,916	357	1.3%	2,408	1,554	509,668,131	151,908,785	10.9
	Afghanistan	24 Feb 2020	02-Sep-21	153,375	69	7,127	-	4.6%	403		773,002	430,744	1.1
	Pakistan	26 Feb 2020	02-Sep-21	1,167,791	4,103	25,978	89	2.2%	539	296	44,701,679	18,004,529	8.0
	New Zealand	28 Feb 2020	02-Sep-21	3,697	52	26	-	0.7%	75	8,137	2,354,395	1,239,351	25.5
	Bhutan	05 Mar 2020	31-Aug-21	2,596	-	3	-	0.1%	340	-	567,143	477,931	61.3
	Maldives	07 Mar 2020	02-Sep-21	81,474	173	226	-	0.3%	15,345	7,571	384,444	302,512	55.7
	Bangladesh	08 Mar 2020	02-Sep-21	1,507,116	3,436	26,362	88	1.7%	924	226	18,580,195	7,891,624	4.8
	Mongolia	10 Mar 2020	02-Sep-21	221,351	3,805	948	4	0.4%	6,863	10,865	2,240,435	2,097,056	63.0
	Turkey	10 Mar 2020	02-Sep-21	6,435,773	23,496	57,283	283	0.9%	7,714	3,795	48,563,507	37,368,108	43.9
	French Polynesia	12 Mar 2020	01-Sep-21	40,178	-	446	-	1.1%	14,386		119,413	89,973	31.9
	Guam	15 Mar 2020	01-Sep-21	10,740	-	150	-	1.4%	6,420		117,878	104,550	63.1
	New Caledonia	17 Mar 2020	28-Aug-21	136	-	-	-	0.0%	47		77,705	67,269	23.3
	Fiji	18 Mar 2020	02-Sep-21	47,256	250	505	1	1.1%	5,310	-	543,254	234,905	26.0
	Papua New Guinea	21 Mar 2020	02-Sep-21	18,203	12	193	-	1.1%	207	-	91,962	21,090	0.2
	Timor Leste	21 Mar 2020	02-Sep-21	17,183	242	74	2	0.4%	1,329	1,000	389,989	198,310	14.8
Northern Mariana Islands	28 Mar 2020	28-May-21	183	-	2	-	1.1%	320		35,034	32,556	57.2	
North Korea	24 Jul 2020	25-Jul-20	1	-	-	-	0.0%	0					

	Solomon Islands	03 Oct 2020	16-Apr-21	20	-	-	-	0.0%	3		48,883	14,437	2.1
	Wallis et Futuna	17 Oct 2020	06-May-21	445	-	7	-	1.6%	2,777		4,899	4,777	43.1
	Marshall Islands	26 Oct 2020	17-Nov-20	4	-	-	-	0.0%	7		21,428	18,666	32.0
	Vanuatu	11 Nov 2020	21-Apr-21	4	-	1	-	25.0%	1		29,321	1,721	0.6
	Samoa	18 Nov 2020	12-Feb-21	3	-	-	-	0.0%	2		87,436	37,524	18.8
	Micronesia	11 Jan 2021	11-Jan-21	1	-	-	-	0.0%	1		41,768	34,336	33.1
	Palau	31 May 2021	14-Jun-21	2	-	-	-	0.0%	11		16,802	14,704	82.1
AMERICAS	USA	21 Jan 2020	02-Sep-21	40,418,251	87,539	660,959	1,032	1.6%	12,314	2,356	205,527,578	174,600,017	51.9
	Canada	25 Jan 2020	02-Sep-21	1,504,911	1,890	26,980	18	1.8%	3,960	2,164	27,966,470	25,480,478	66.9
	Brazil	26 Feb 2020	01-Sep-21	20,810,158	-	581,445	-	2.8%	9,827	-	136,458,383	63,515,389	29.7
	Mexico	28 Feb 2020	01-Sep-21	3,369,747	-	260,503	-	7.7%	2,641	199	58,008,815	34,282,292	26.3
	Saint Martin	01 Mar 2020	26-Aug-21	3,273	-	42	-	1.3%	8,613				
	Ecuador	01 Mar 2020	01-Sep-21	502,146	-	32,296	-	6.4%	2,890	85	10,699,102	8,813,346	49.3
	Dominican Republic	01 Mar 2020	02-Sep-21	350,789	321	4,009	1	1.1%	3,267	271	5,815,574	4,658,577	42.5
	Chile	03 Mar 2020	02-Sep-21	1,639,698	575	36,995	50	2.3%	8,652	3,102	14,424,212	13,657,691	71.1
	Argentina	03 Mar 2020	02-Sep-21	5,195,601	4,653	112,195	190	2.2%	11,562	450	28,005,793	14,786,884	32.4
	Peru	05 Mar 2020	01-Sep-21	2,151,010	-	198,329	-	9.2%	6,616	-	10,362,816	8,159,638	24.5
	Costa Rica	06 Mar 2020	01-Sep-21	466,574	-	5,523	-	1.2%	9,244	990	3,059,023	1,219,482	23.7
	Colombia	06 Mar 2020	02-Sep-21	4,913,031	1,949	125,097	81	2.5%	9,760	1,061	23,443,209	14,685,797	28.7
	French Guiana	06 Mar 2020	01-Sep-21	35,309	-	220	-	0.6%	18,060				
	Martinique	06 Mar 2020	31-Aug-21	37,192	-	442	-	1.2%	8,591				
	Paraguay	07 Mar 2020	01-Sep-21	458,614	-	15,785	-	3.4%	6,510	309	2,266,494	1,661,765	23.0
	Panama	10 Mar 2020	01-Sep-21	458,157	-	7,066	-	1.5%	10,789	1,803	2,741,559	1,661,524	37.9
	Bolivia	10 Mar 2020	01-Sep-21	491,340	-	18,473	-	3.8%	4,268	334	4,014,955	2,766,347	23.4
	Honduras	11 Mar 2020	01-Sep-21	341,518	-	8,974	-	2.6%	3,504		2,768,916	1,308,136	13.0
	Cuba	11 Mar 2020	02-Sep-21	665,672	6,208	5,464	87	0.8%	5,873	-	5,503,206	3,792,398	33.5
	Guyana	11 Mar 2020	01-Sep-21	25,770	-	624	-	2.4%	3,292		313,469	161,022	20.4
	Jamaica	12 Mar 2020	02-Sep-21	69,054	572	1,568	19	2.3%	2,342	643	409,492	145,171	4.9
	St Vincent and the Grenadines	12 Mar 2020	01-Sep-21	2,355	-	12	-	0.5%	2,130		16,417	10,273	9.2

Saint Lucia	13 Mar 2020	01-Sep-21	8,322	-	106	-	1.3%	4,553		36,750	27,773	15.1
Trinidad and Tobago	13 Mar 2020	01-Sep-21	44,957	-	1,302	-	2.9%	3,223	1,363	510,548	400,054	28.5
Venezuela	13 Mar 2020	01-Sep-21	336,088	-	4,039	-	1.2%	1,179		6,006,270	3,336,547	11.6
Guatemala	13 Mar 2020	01-Sep-21	475,548	-	12,007	-	2.5%	2,864	621	3,352,959	1,254,186	6.9
Uruguay	13 Mar 2020	01-Sep-21	385,078	-	6,034	-	1.6%	11,124	2,343	2,668,995	2,513,848	72.1
Curacao	13 Mar 2020	01-Sep-21	15,338	-	145	-	0.9%	9,736		96,253	86,677	52.6
Puerto Rico	13 Mar 2020	01-Sep-21	170,982	-	2,875	-	1.7%	5,354		2,385,275	2,024,176	63.4
Suriname	13 Mar 2020	01-Sep-21	29,599	-	725	-	2.4%	5,091		203,156	136,867	23.1
Antigua and Barbuda	13 Mar 2020	02-Sep-21	1,742	23	44	-	2.5%	1,794	-	40,795	33,842	34.3
Guadeloupe	13 Mar 2020	31-Aug-21	49,381	-	539	-	1.1%	11,147				
Cayman Islands	13 Mar 2020	02-Sep-21	689	1	2	-	0.3%	1,061		51,514	49,494	74.4
Aruba	14 Mar 2020	01-Sep-21	14,662	-	146	-	1.0%	13,791		78,744	69,672	65.0
Bahamas	15 Mar 2020	01-Sep-21	18,460	-	408	-	2.2%	4,740		91,967	57,593	14.5
US Virgin Islands	16 Mar 2020	01-Sep-21	5,934	-	56	-	0.9%	5,565		51,270	42,995	41.1
Sint Maarten	17 Mar 2020	01-Sep-21	3,746	-	53	-	1.4%	9,196		25,161	22,881	52.7
Montserrat	17 Mar 2020	30-Aug-21	29	-	1	-	3.4%	310		1,460	1,368	27.5
Barbados	17 Mar 2020	01-Sep-21	5,072	-	51	-	1.0%	1,767		109,905	94,361	32.8
El Salvador	18 Mar 2020	01-Sep-21	96,067	-	2,934	-	3.1%	1,489	-	3,539,933	2,758,428	42.3
Nicaragua	18 Mar 2020	31-Aug-21	11,735	-	200	-	1.7%	179		443,053	202,680	3.0
Bermuda	18 Mar 2020	31-Aug-21	2,923	-	34	-	1.2%	4,573		42,826	41,922	67.5
Haiti	19 Mar 2020	02-Sep-21	20,941	25	586	-	2.8%	186		27,305	4,734	0.0
Dominica	22 Mar 2020	28-Aug-21	1,638	-	4	-	0.2%	2,281		22,343	20,186	28.0
Grenada	22 Mar 2020	01-Sep-21	664	-	3	-	0.5%	593		23,965	18,519	16.4
Belize	23 Mar 2020	01-Sep-21	16,493	-	362	-	2.2%	4,225	2,543	167,596	69,911	17.3
Turks and Caicos Islands	23 Mar 2020	02-Sep-21	2,672	19	20	-	0.7%	6,996		25,621	23,486	59.9
Saint Kitts and Nevis	24 Mar 2020	02-Sep-21	1,148	27	4	1	0.3%	2,173	4,867	24,266	21,714	40.6
British Virgin Islands	25 Mar 2020	18-Aug-21	2,568	-	37	-	1.4%	8,551		17,095	12,733	41.9
Anguilla	26 Mar 2020	01-Sep-21	256	-	-	-	0.0%	1,931		9,493	8,965	59.3
Caribbean Netherlands	01 Apr 2020	01-Sep-21	1,793	-	17	-	0.9%	9,954		5,726	1,665	6.3

	Falkland Islands	03 Apr 2020	01-Sep-21	67	-	-	-	0.0%	2,540		2,632	1,775	50.3
	Saint Pierre and Miquelon	05 Apr 2020	02-Sep-21	31	-	-	-	0.0%	442				
	Saint Barthelemy	25 Jul 2020	26-Aug-21	1,520	-	2	-	0.1%	17,988				
EUROPE	France	24 Jan 2020	02-Sep-21	6,799,240	15,911	114,680	103	1.7%	10,139		48,525,743	40,375,841	59.8
	Germany	27 Jan 2020	02-Sep-21	3,999,213	16,062	92,794	41	2.3%	4,811	819	54,297,654	50,431,730	60.1
	Finland	29 Jan 2020	02-Sep-21	128,544	683	1,030	-	0.8%	2,329	3,988	4,022,419	2,804,622	50.6
	Italy	30 Jan 2020	02-Sep-21	4,553,241	6,754	129,352	62	2.8%	7,551	3,759	42,752,570	36,850,735	61.0
	Russian Federation	31 Jan 2020	02-Sep-21	6,956,318	18,985	184,812	798	2.7%	4,818	3,183	43,967,990	37,258,029	25.5
	Spain	31 Jan 2020	02-Sep-21	4,871,444	9,561	84,640	168	1.7%	10,348	-	36,533,328	33,376,693	71.4
	Sweden	31 Jan 2020	02-Sep-21	1,129,131	1,214	14,657	-	1.3%	10,978		6,911,626	5,788,017	57.0
	United Kingdom of Great Britain	31 Jan 2020	02-Sep-21	6,862,904	37,830	132,920	178	1.9%	10,269	8,090	48,086,605	42,908,022	62.9
	Belgium	05 Feb 2020	01-Sep-21	1,184,664	-	25,380	-	2.1%	10,316	3,539	8,423,281	8,131,124	69.9
	Switzerland	25 Feb 2020	02-Sep-21	785,692	2,831	11,010	12	1.4%	9,163	2,826	4,980,521	4,454,051	51.1
	Austria	25 Feb 2020	02-Sep-21	691,663	1,510	10,778	3	1.6%	7,792	35,431	5,513,071	5,213,214	57.7
	Croatia	25 Feb 2020	02-Sep-21	375,601	798	8,349	11	2.2%	9,234	2,625	1,723,136	1,611,262	39.5
	Norway	26 Feb 2020	02-Sep-21	162,481	667	822	-	0.5%	3,038	3,919	3,865,248	3,087,728	56.5
	Romania	26 Feb 2020	02-Sep-21	1,101,678	1,470	34,617	26	3.1%	5,692	1,050	5,246,235	5,135,003	26.9
	Estonia	26 Feb 2020	02-Sep-21	142,837	474	1,295	2	0.9%	10,767	3,462	727,804	545,547	41.2
	Georgia	26 Feb 2020	02-Sep-21	556,909	3,212	7,563	81	1.4%	14,969	7,929	813,601	421,785	10.6
	North Macedonia	26 Feb 2020	02-Sep-21	178,159	760	5,987	23	3.4%	8,551	5,101	728,629	539,037	25.9
	Greece	26 Feb 2020	02-Sep-21	593,668	2,836	13,702	33	2.3%	5,540	6,018	6,079,739	5,748,030	55.4
	Denmark	27 Feb 2020	02-Sep-21	347,212	694	2,584	-	0.7%	5,967	11,481	4,409,415	4,210,891	72.4
	San Marino	27 Feb 2020	30-Aug-21	5,321	-	90	-	1.7%	15,715		23,955	23,955	70.4
	Lithuania	27 Feb 2020	02-Sep-21	300,339	807	4,579	10	1.5%	10,777	4,402	1,664,246	1,514,850	56.3
	Netherlands	27 Feb 2020	02-Sep-21	1,946,655	2,773	18,017	5	0.9%	11,231	693	11,965,985	10,702,250	62.3
Azerbaijan	27 Feb 2020	02-Sep-21	432,495	3,759	5,722	45	1.3%	4,315	1,889	4,179,684	2,731,755	26.7	
Belarus	28 Feb 2020	02-Sep-21	485,067	1,836	3,803	12	0.8%	5,124	1,839	1,626,825	1,336,553	14.2	
Iceland	28 Feb 2020	02-Sep-21	10,912	56	33	-	0.3%	3,020	6,779	279,509	263,778	76.8	
Ireland	28 Feb 2020	01-Sep-21	354,236	-	5,112	-	1.4%	7,169	4,264	3,688,438	3,380,284	67.8	

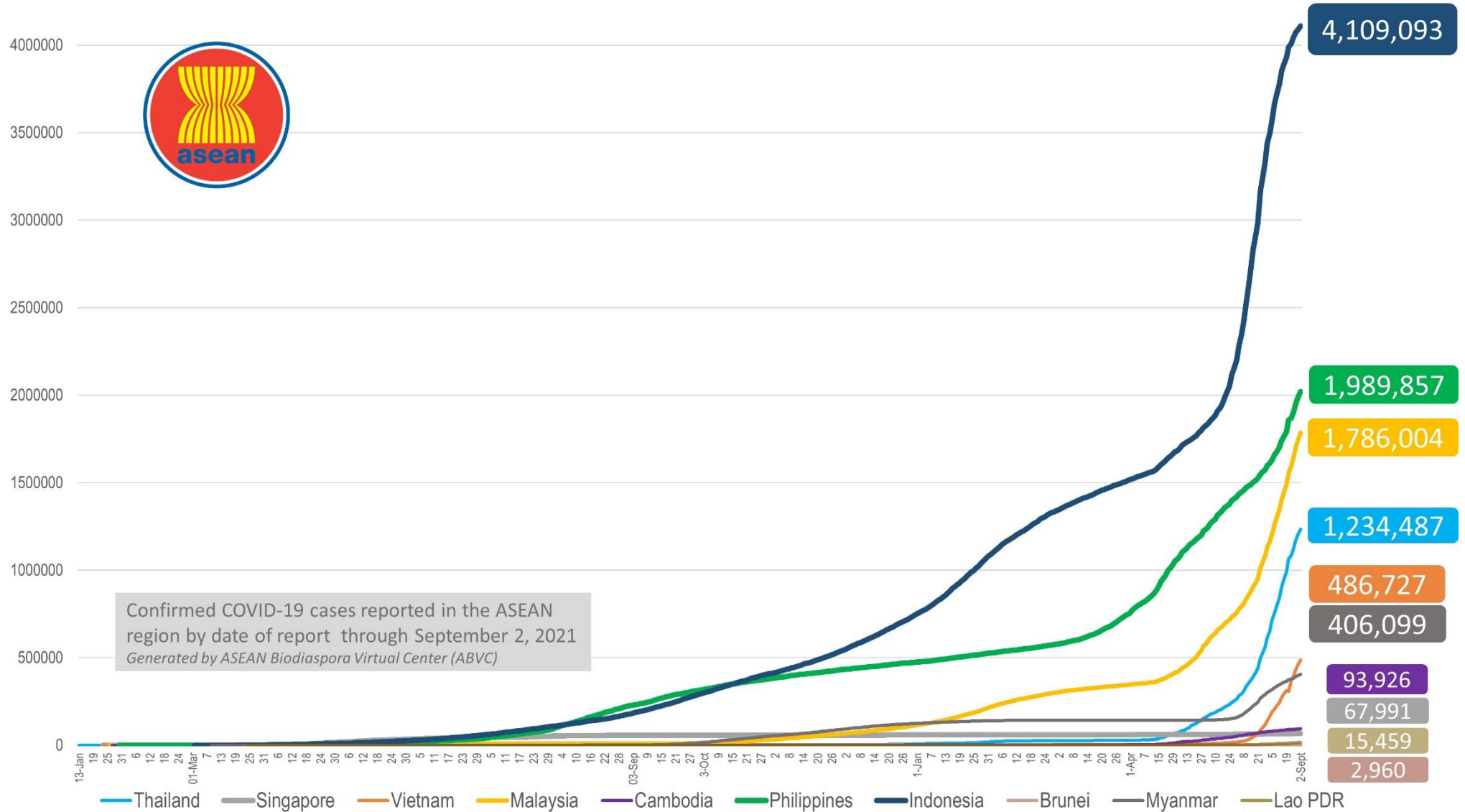
Monaco	29 Feb 2020	02-Sep-21	3,220	9	33	-	1.0%	8,264		25,930	21,952	55.6
Czech Republic	01 Mar 2020	02-Sep-21	1,679,738	262	30,404	-	1.8%	15,743		5,952,165	5,744,569	53.6
Luxembourg	01 Mar 2020	02-Sep-21	75,981	77	830	-	1.1%	12,257	5,985	407,226	356,109	56.1
Armenia	01 Mar 2020	02-Sep-21	243,386	636	4,876	19	2.0%	8,229	1,678	176,552	98,586	3.3
Latvia	02 Mar 2020	02-Sep-21	143,446	340	2,580	1	1.8%	7,499	5,796	862,179	765,302	41.0
Portugal	02 Mar 2020	02-Sep-21	1,042,322	2,830	17,766	9	1.7%	10,150	4,922	8,662,733	7,627,146	75.0
Andorra	02 Mar 2020	02-Sep-21	15,052	6	130	-	0.9%	19,512	1,521	51,044	40,616	52.5
Liechtenstein	03 Mar 2020	01-Sep-21	3,278	-	59	-	1.8%	8,622	3,667	22,920	20,483	53.5
Ukraine	03 Mar 2020	02-Sep-21	2,290,848	2,477	53,877	44	2.4%	5,161	519	5,452,123	3,906,070	9.0
Slovenia	04 Mar 2020	02-Sep-21	268,636	674	4,453	3	1.7%	12,866	1,138	995,030	907,873	43.7
Hungary	04 Mar 2020	02-Sep-21	812,793	262	30,060	1	3.7%	8,319	1,036	5,781,121	5,429,873	56.4
Poland	04 Mar 2020	02-Sep-21	2,889,412	376	75,367	9	2.6%	7,610	686	19,284,686	18,787,636	49.7
Faroe Islands	04 Mar 2020	31-Aug-21	1,001	-	2	-	0.2%	2,056		36,711	34,458	70.3
Bosnia and Herzegovina	05 Mar 2020	02-Sep-21	215,313	554	9,847	32	4.6%	6,523	819	567,198	360,928	11.1
Gibraltar	05 Mar 2020	02-Sep-21	5,371	4	97	-	1.8%	15,937		39,658	39,231	116.4
Slovakia	06 Mar 2020	02-Sep-21	395,300	178	12,548	-	3.2%	7,248	2,749	2,393,402	2,177,154	39.9
Serbia	06 Mar 2020	02-Sep-21	769,803	3,524	7,322	15	1.0%	11,084	2,000	2,923,123	2,804,423	41.2
Vatican City	06 Mar 2020	17-Oct-20	27	-	-	-	0.0%	2,932				
Malta	07 Mar 2020	02-Sep-21	36,322	75	441	-	1.2%	7,226	4,378	413,985	412,767	80.2
Moldova	07 Mar 2020	02-Sep-21	268,892	787	6,411	5	2.4%	10,118	2,578	573,001	691,040	17.2
Bulgaria	08 Mar 2020	02-Sep-21	459,051	1,564	19,001	51	4.1%	6,581	4,239	1,089,066	1,180,497	17.1
Albania	09 Mar 2020	02-Sep-21	148,222	853	2,505	4	1.7%	5,193	-	830,396	641,920	22.3
Cyprus	09 Mar 2020	02-Sep-21	114,366	235	508	1	0.4%	9,542	40,621	575,773	522,561	58.9
Channel Islands	09 Mar 2020	02-Sep-21	1,313	14	18	-	1.4%	2,013		32,969	13,618	20.3
Jersey	10 Mar 2020	02-Sep-21	9,376	26	77	-	0.8%	10,325		75,860	71,783	71.0
Kazakhstan	13 Mar 2020	02-Sep-21	798,671	4,880	9,495	93	1.2%	4,314	-	6,669,969	5,438,316	28.6
Kosovo	13 Mar 2020	02-Sep-21	146,898	1,894	2,516	22	1.7%	8,187				
Uzbekistan	15 Mar 2020	02-Sep-21	157,872	736	1,093	5	0.7%	470		9,490,884	1,232,807	3.6
Greenland	16 Mar 2020	02-Sep-21	347	4	-	-	0.0%	617		39,878	32,711	57.5
Montenegro	17 Mar 2020	02-Sep-21	116,533	577	1,733	1	1.5%	18,731		211,397	184,986	29.5
Kyrgyzstan	18 Mar 2020	02-Sep-21	176,018	142	2,536	4	1.4%	2,726		687,400	456,482	6.9

MIDDLE EAST	Isle of Man	19 Mar 2020	01-Sep-21	6,694	-	38	-	0.6%	7,914		65,118	62,471	73.1
	Tajikistan	30 Apr 2020	02-Sep-21	16,884	32	124	-	0.7%	181		2,009,748	798,308	8.2
	UAE	29 Jan 2020	02-Sep-21	720,330	975	2,043	-	0.3%	7,372	38,778	8,693,586	7,595,761	76.0
	Iran	19 Feb 2020	02-Sep-21	5,055,512	30,279	108,988	595	2.2%	6,097	1,584	18,611,135	8,446,118	9.9
	Israel	21 Feb 2020	02-Sep-21	1,096,881	13,900	7,122	36	0.6%	12,116	16,197	5,995,698	5,494,200	62.5
	Lebanon	21 Feb 2020	01-Sep-21	603,288	-	8,061	-	1.3%	8,800	-	1,370,375	1,093,360	16.2
	Kuwait	24 Feb 2020	02-Sep-21	410,072	111	2,421	1	0.6%	9,747	1,926	2,668,082	923,307	21.3
	Oman	24 Feb 2020	02-Sep-21	302,466	73	4,070	2	1.3%	6,080		2,504,214	1,048,206	20.1
	Bahrain	24 Feb 2020	02-Sep-21	272,709	74	1,388	-	0.5%	16,617	11,824	1,147,647	1,089,404	62.3
	Iraq	24 Feb 2020	02-Sep-21	1,902,407	6,948	20,934	56	1.1%	4,840	651	826,007	494,900	1.2
	Qatar	29 Feb 2020	02-Sep-21	233,087	177	602	-	0.3%	8,230	2,107	2,323,543	2,130,858	72.7
	Saudi Arabia	02 Mar 2020	02-Sep-21	544,811	177	8,560	8	1.6%	1,590	1,951	22,275,542	15,076,611	42.7
	Jordan	02 Mar 2020	02-Sep-21	798,984	893	10,442	20	1.3%	7,909	1,973	3,472,046	2,950,897	28.7
	Palestine	05 Mar 2020	02-Sep-21	377,143	2,886	3,967	11	1.1%	8,049		935,756	456,543	8.7
Syria	22 Mar 2020	01-Sep-21	28,045	-	2,018	-	7.2%	164		230,510	158,010	0.9	
Yemen	10 Apr 2020	02-Sep-21	7,951	51	1,486	6	18.7%	27		298,161	13,322	0.0	
AFRICA	Egypt	14 Feb 2020	01-Sep-21	288,732	-	16,743	-	5.8%	288		6,182,511	3,208,954	3.1
	Algeria	25 Feb 2020	02-Sep-21	196,915	388	5,339	37	2.7%	457		3,421,279	724,812	1.6
	Nigeria	28 Feb 2020	01-Sep-21	193,013	-	2,480	-	1.3%	96	65	2,994,933	1,437,349	0.7
	Tunisia	02 Mar 2020	02-Sep-21	668,051	1,883	23,647	109	3.5%	5,712	1,440	4,179,830	2,155,652	18.1
	Morocco	02 Mar 2020	02-Sep-21	872,351	5,383	12,819	70	1.5%	2,392	628	18,701,155	15,020,548	40.2
	Senegal	02 Mar 2020	02-Sep-21	72,977	57	1,780	6	2.4%	448	182	1,167,364	564,998	3.3
	South Africa	05 Mar 2020	02-Sep-21	2,796,405	9,202	82,914	418	3.0%	4,775	697	9,581,161	6,145,216	10.2
	Cameroon	06 Mar 2020	01-Sep-21	84,210	-	1,357	-	1.6%	325		349,385	78,870	0.3
	Togo	06 Mar 2020	02-Sep-21	21,785	224	187	2	0.9%	270	166	356,897	178,621	2.1
	Burkina Faso	09 Mar 2020	02-Sep-21	13,798	21	171	-	1.2%	68		108,799	13,273	0.1
	Democratic Republic of Congo	10 Mar 2020	01-Sep-21	55,146	-	1,059	-	1.9%	64		83,081	14,737	0.0
	Ivory Coast	11 Mar 2020	01-Sep-21	56,148	-	445	-	0.8%	218	109	1,370,123		
	Reunion	11 Mar 2020	01-Sep-21	50,346	-	342	-	0.7%	6,480				
	Ghana	13 Mar 2020	27-Aug-21	119,436	-	1,036	-	0.9%	393	-	865,422	405,971	1.3
	Guinea	13 Mar 2020	01-Sep-21	29,541	-	338	-	1.1%	231		760,222	369,665	2.7
	Gabon	13 Mar 2020	31-Aug-21	25,888	-	166	-	0.6%	1,192	1,977	77,761	53,037	2.3
	Sudan	13 Mar 2020	01-Sep-21	37,715	-	2,837	-	7.5%	88		643,569	186,113	0.4
	Kenya	13 Mar 2020	02-Sep-21	237,851	970	4,746	7	2.0%	452	-	1,985,905	806,404	1.5
	Ethiopia	13 Mar 2020	01-Sep-21	309,351	-	4,692	-	1.5%	276	79	2,455,791		
	Central African Republic	14 Mar 2020	31-Aug-21	11,296	-	100	-	0.9%	238		77,771	26,000	0.5
Seychelles	14 Mar 2020	31-Aug-21	19,976	-	104	-	0.5%	20,462		73,777	69,713	70.5	

Rwanda	14 Mar 2020	02-Sep-21	88,682	485	1,105	8	1.2%	702	1,310	1,513,881	660,402	5.0
Namibia	14 Mar 2020	02-Sep-21	125,206	70	3,394	8	2.7%	5,019	445	213,438	115,624	4.5
Swaziland	14 Mar 2020	02-Sep-21	43,857	231	1,129	17	2.6%	3,820		96,175	109,596	9.4
Mauritania	14 Mar 2020	01-Sep-21	33,725	-	717	-	2.1%	745	-	243,757	22,120	0.5
Mayotte	14 Mar 2020	02-Sep-21	19,852	25	175	-	0.9%	12,482				
Equatorial Guinea	15 Mar 2020	31-Aug-21	9,477	-	126	-	1.3%	699	558	197,657	148,062	10.2
Republic of Congo	15 Mar 2020	30-Aug-21	13,588	-	183	-	1.3%	253		184,812	105,475	1.9
Benin	16 Mar 2020	01-Sep-21	15,932	-	131	-	0.8%	135	-	120,333	42,212	0.3
Liberia	16 Mar 2020	02-Aug-21	5,459	-	148	-	2.7%	111		104,545	27,392	0.5
Tanzania	16 Mar 2020	10-Aug-21	1,367	-	50	-	3.7%	2		304,603	304,603	0.5
Somalia	16 Mar 2020	31-Aug-21	17,466	-	977	-	5.6%	113		197,682	97,425	0.6
Gambia	17 Mar 2020	01-Sep-21	9,715	-	322	-	3.3%	414	53	193,496	157,785	6.3
Zambia	17 Mar 2020	02-Sep-21	206,705	183	3,608	3	1.7%	1,157	320	310,173	264,859	1.4
Mauritius	18 Mar 2020	31-Aug-21	10,676	-	31	-	0.3%	843		816,020	748,954	58.8
Djibouti	18 Mar 2020	02-Sep-21	11,765	8	157	-	1.3%	1,208		36,344	23,797	2.4
Niger	19 Mar 2020	01-Sep-21	5,857	-	199	-	3.4%	25		404,246	87,492	0.4
Chad	19 Mar 2020	01-Sep-21	4,994	-	174	-	3.5%	31		40,329	15,269	0.1
Zimbabwe	20 Mar 2020	01-Sep-21	124,960	-	4,438	-	3.6%	853	70	2,615,233	1,655,197	11.0
Cape Verde	20 Mar 2020	02-Sep-21	35,624	118	314	-	0.9%	6,478		236,158	72,843	13.0
Madagascar	20 Mar 2020	01-Sep-21	42,873	-	956	-	2.2%	159	3	197,001		
Uganda	21 Mar 2020	31-Aug-21	120,208	-	3,031	-	2.5%	272	33	901,900	242,310	0.5
Eritrea	21 Mar 2020	30-Aug-21	6,642	-	38	-	0.6%	187				
Angola	21 Mar 2020	01-Sep-21	47,781	-	1,227	-	2.6%	150		1,165,755	920,570	2.7
Mozambique	22 Mar 2020	02-Sep-21	147,066	312	1,871	5	1.3%	484	-	1,643,520	654,322	2.0
Libya	24 Mar 2020	02-Sep-21	312,116	1,479	4,286	23	1.4%	4,605		1,071,946	58,539	0.8
Guinea-Bissau	25 Mar 2020	01-Sep-21	5,829	-	120	-	2.1%	303		28,097	2,993	0.2
Mali	25 Mar 2020	02-Sep-21	14,909	14	539	-	3.6%	76		230,583	86,477	0.4
Botswana	30 Mar 2020	30-Aug-21	156,927	-	2,261	-	1.4%	6,812		320,308	207,695	8.7
Sierra Leone	31 Mar 2020	02-Sep-21	6,369	1	121	-	1.9%	82		159,793	33,764	0.4
Burundi	31 Mar 2020	01-Sep-21	12,906	-	10	-	0.1%	112				
Malawi	02 Apr 2020	02-Sep-21	60,663	80	2,195	10	3.6%	326	-	688,002	426,390	2.2
South Sudan	05 Apr 2020	01-Sep-21	11,446	-	120	-	1.0%	103	-	52,387	4,763	0.0
Sao Tome and Principe	06 Apr 2020	01-Sep-21	2,627	-	37	-	1.4%	1,222		34,468	11,881	5.3
Comoros	30 Apr 2020	02-Sep-21	4,076	4	147	-	3.6%	479		175,038	102,389	11.5
Lesotho	13May 2020	26-Aug-21	14,395	-	403	-	2.8%	677		71,597	32,181	1.5
			209,835,899	445,005	4,326,059	5,996	2.1%					

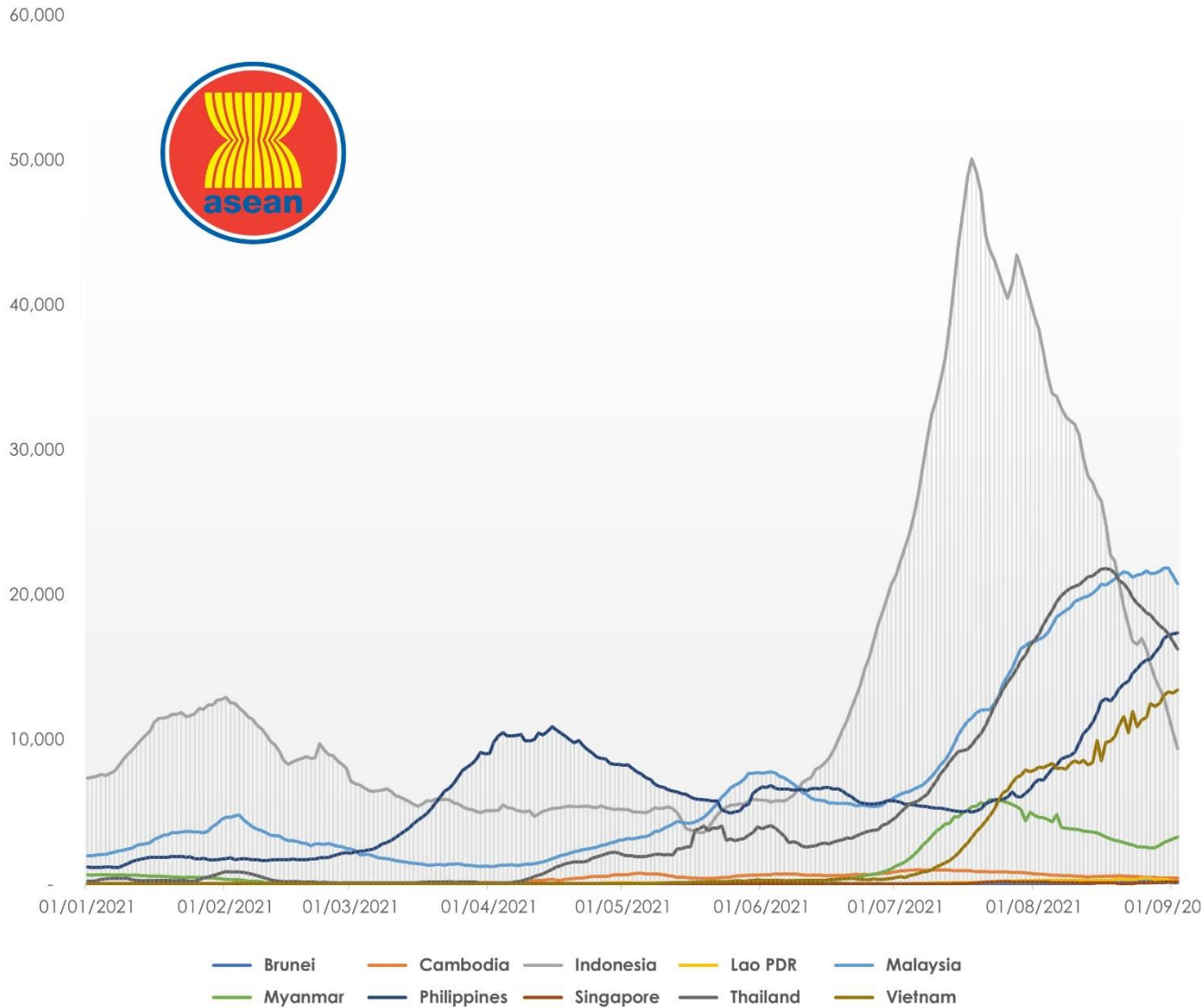
COVID-19 Epi curve among ASEAN Countries

as of 2 September 2021



7-Day Rolling Average of COVID-19 new cases

as of 2 September 2021

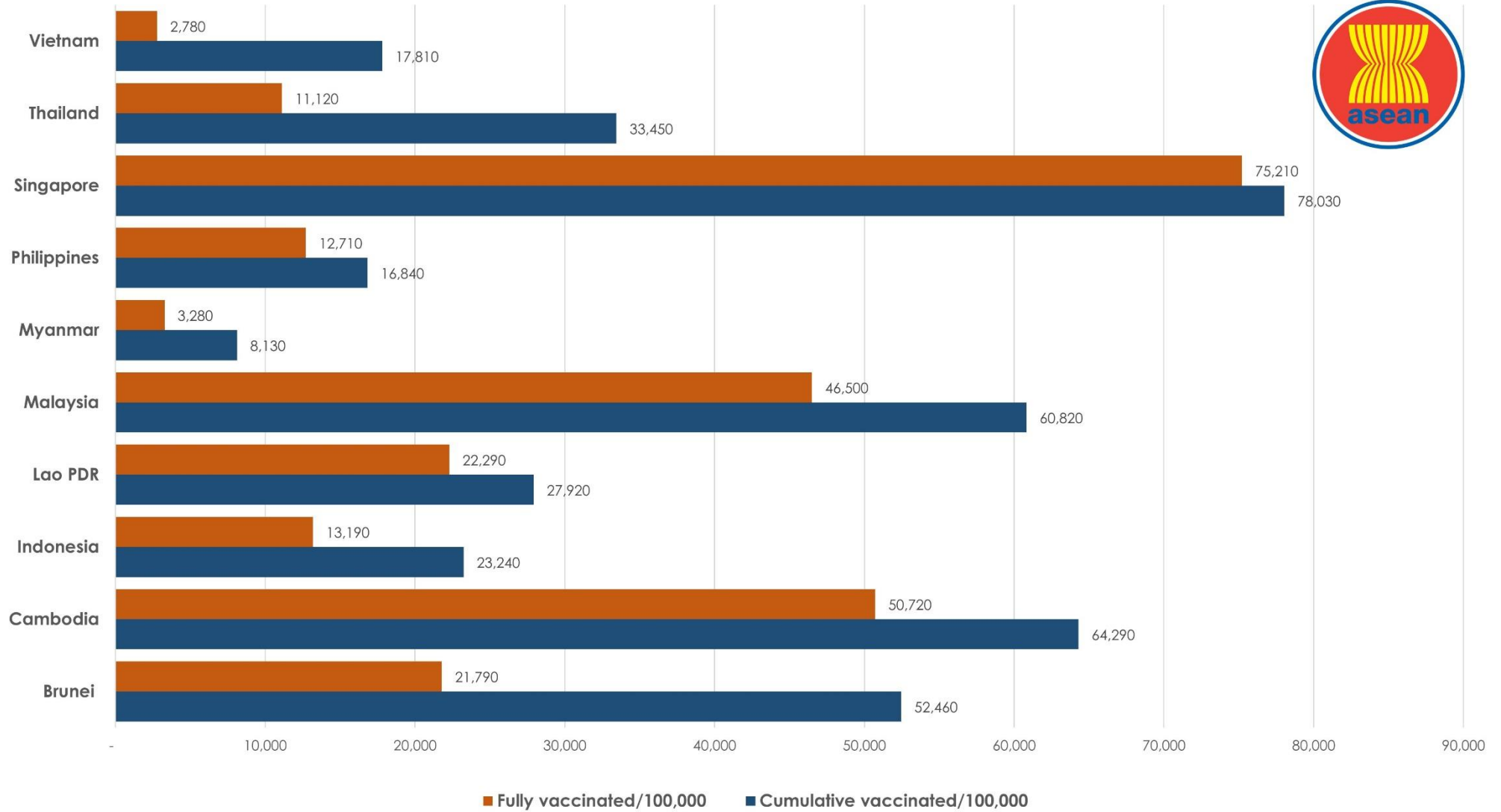


ASEAN Country	New Cases Rate of Change 7-Day Window*	P-value
Brunei	-7.786	0.038
Cambodia	-3.194	0.038
Indonesia	-953.719	0
Lao PDR	-30.571	0.003
Malaysia	-78.735	0.296
Myanmar	132.76	0
Philippines	316.75	0.001
Singapore	9.587	0
Thailand	-372.291	0
Vietnam	196.459	0.003

*Beta coefficient of linear line of best fit; equal to the rate of change in the 7-day rolling average of new cases over the past 7 days (as of September 2, 2021)

COVID-19 Vaccination Status

as of 2 September 2021



Outlook Assessment

as of 1 September 2021

ASEAN MEMBER STATE	REQUIREMENT					
	At least 80% of the high-risk population has been vaccinated with at least one dose of a COVID-19 vaccine.		At least 65% of the total population has a level of immunity to COVID-19; either recovered from COVID-19 or have been vaccinated with at least one dose of a COVID-19 vaccine.		Case levels are generally low (a 7-day rolling average number of daily new cases that is <10 cases per 100,000, with each day's past-14-day test positivity is consistently <5%).	
	% of High risk population with one dose	Projected Completion Date <i>(moderate case scenario)</i>	% of Total population with one dose	Projected Completion Date <i>(moderate case scenario)</i>	Daily cases/100,000	Test positivity last 14 days
Brunei	>80.0	Aug 2021	52.7		23.047	
Cambodia	>80.0	Jun 2021	69.3	Aug 2021	2.578	
Indonesia	>80.0	Aug 2021	25.7	Mar 2022	3.869	14.2
Lao PDR	> 80.0	Aug 2021	30.6	Apr 2022	2.750	11.4
Malaysia	>80.0	Jul 2021-	63.6	Sep 2021	66.50	13.2
Myanmar	13.6	-	9.0	-	5.752	24.2
Philippines	75.2	Nov 2021	19.5	Apr 2022	15.970	23.9
Singapore	>80.0	May 2021	>80.2	Jul 2021	2.475	0.1
Thailand	>80.0	Sept 2021	35.1	Dec 2021	24.039	34.2
Vietnam	60.1	Oct 2021	19.3	Dec 2021	13.650	4.5



Report generated by
ASEAN Biodiaspora Virtual Center (ABVC)
 in collaboration with **Bluedot Inc.**
 Email: support@biodiaspora.org

