

# ASEAN Biodiaspora Virtual Center Brief Summary Mpox Situation Report

## GLOBAL & ASEAN REGION

November 5, 2024



With Support by:



### GLOBAL

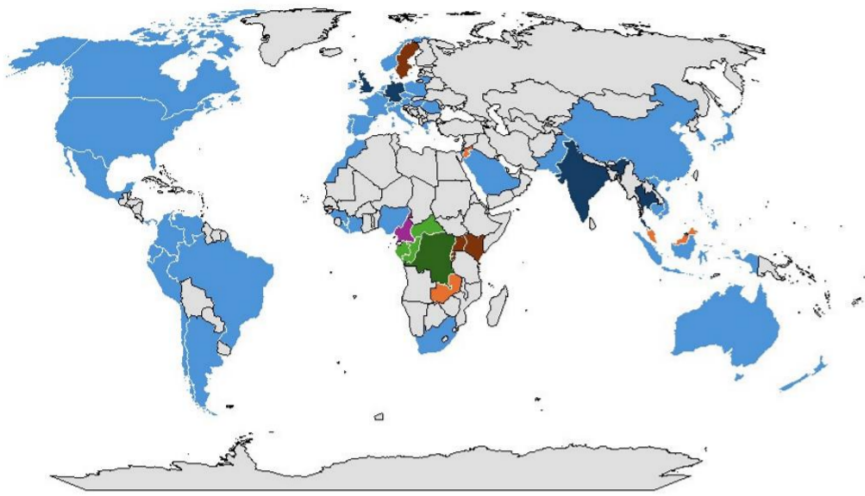
To date, **110,570 cases of mpox and 237 deaths (CFR=0.21%)** have been reported from **124 countries** with **clade II** remaining the predominant variant worldwide.

Four countries outside Africa have also reported the severe clade Ib (Sweden, Thailand, Germany and the United Kingdom).



Distribution of Mpox Variant (Clade) in the Global  
Last updated November 5, 2024

- Clade Ia
- Clade Ib
- Clade II
- Clade Ia and Ib
- Clade Ia and II
- Clade Ib and II
- Unconfirmed clade



Source: GISAID and WHO

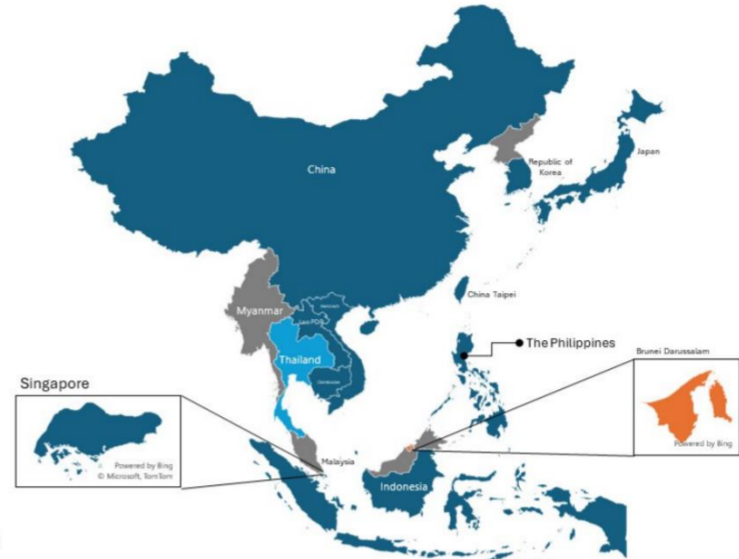
Figure 1. Global Distribution of Mpox Clade

Source: Our World in Data (<https://raw.githubusercontent.com/owid/monkeypox/main/owid-monkeypox-data.csv>)

### ASEAN

A total of **1,228 confirmed cases, including 18 deaths (CFR=1.47%)**, have been reported in the region. One case of the Ib clade was reported in Thailand. There are no new confirmed cases since the previous report on October 25, 2024.

Distribution of Mpox Variant (Clade) in ASEAN and Neighbouring Countries  
Last updated November 5, 2024



Source: GISAID and WHO

Figure 5. The distribution of mpox variants in the ASEAN region

### AFRICA

As of November 5, The Democratic Republic of the Congo (DRC) has reported a total of **7,414 cases with 27 deaths (CFR=0.36%)**, predominantly **clade Ib variant**. A vaccination campaign began on October 5 and is currently underway, reaching over 50,000 people.

Distribution of Mpox Cases in the African Region

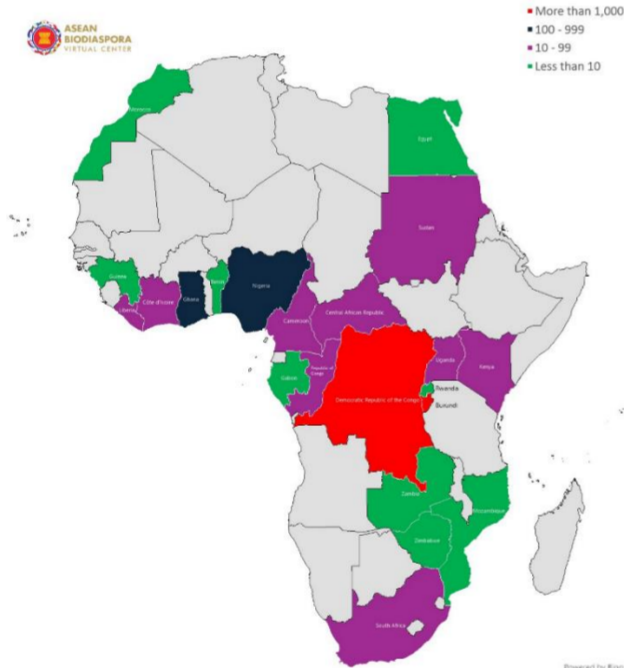


Figure 2. Distribution of Mpox cases in African Countries, 2022-2024

Source: Our World in Data (<https://raw.githubusercontent.com/owid/monkeypox/main/owid-monkeypox-data.csv>)

### Trends of mpox in African Countries

Weekly New Mpox Cases in African Countries as of November 5, 2024

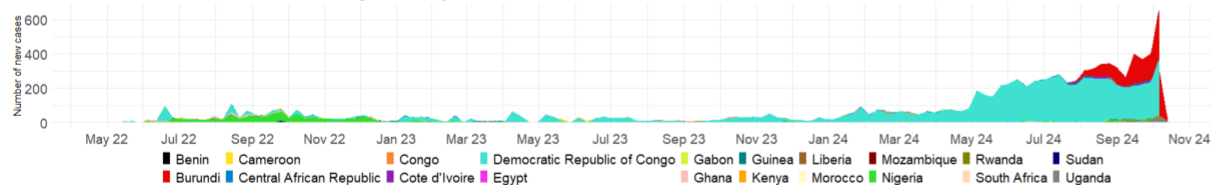


Figure 3. Weekly Trends of Mpox Cases among African Countries

Source: Our World in Data (<https://raw.githubusercontent.com/owid/monkeypox/main/owid-monkeypox-data.csv>)

### Weekly trends of mpox in African Countries (2022-2024)

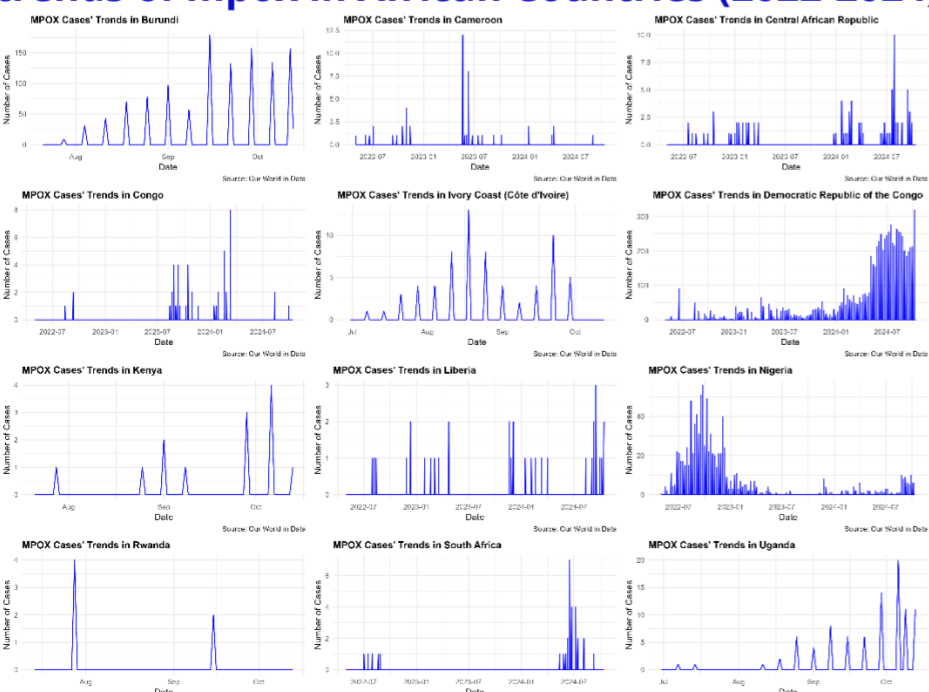


Figure 4. Weekly trends of Mpox Cases in African Countries (2022-2024)

Source: Our World in Data (<https://raw.githubusercontent.com/owid/monkeypox/main/owid-monkeypox-data.csv>)

### Distribution of mpox cases in ASEAN Region 2023-2024

Table 1. Number of confirmed mpox cases and deaths in ASEAN

ASEAN Member State	Cumulative Cases 2023-2024	New Cases Since October 25	Cumulative Deaths 2023-2024	New Deaths Since October 25	CFR
Brunei Darussalam <sup>1</sup>	0	0	0	0	0.00%
Cambodia <sup>2</sup>	20	0	0	0	0.00%
Indonesia <sup>3</sup>	87	0	0	0	0.00%
Lao PDR <sup>4</sup>	1	0	0	0	0.00%
Malaysia <sup>4</sup>	10	0	0	0	0.00%
Myanmar <sup>4</sup>	0	0	0	0	0.00%
Philippines <sup>5</sup>	28	0	0	0	0.00%
Singapore <sup>6</sup>	48	0	0	0	0.00%
Thailand <sup>4</sup>	833	0	10	0	1.20%
Viet Nam <sup>4</sup>	201	0	8	0	3.98%
<b>ASEAN Total</b>	<b>1,228</b>	<b>0</b>	<b>18</b>	<b>0</b>	<b>1.47%</b>

Source: <sup>1</sup>Ministry of Health Brunei Darussalam, <sup>2</sup>Ministry of Health Cambodia, <sup>3</sup>Ministry of Health Republic of Indonesia, <sup>4</sup>Our World in Data, <sup>5</sup>Department of Health Philippines, <sup>6</sup>Ministry of Health Singapore.

### Trends of mpox in the ASEAN Region

Monthly Cases of Mpox among ASEAN countries as of November 5, 2024

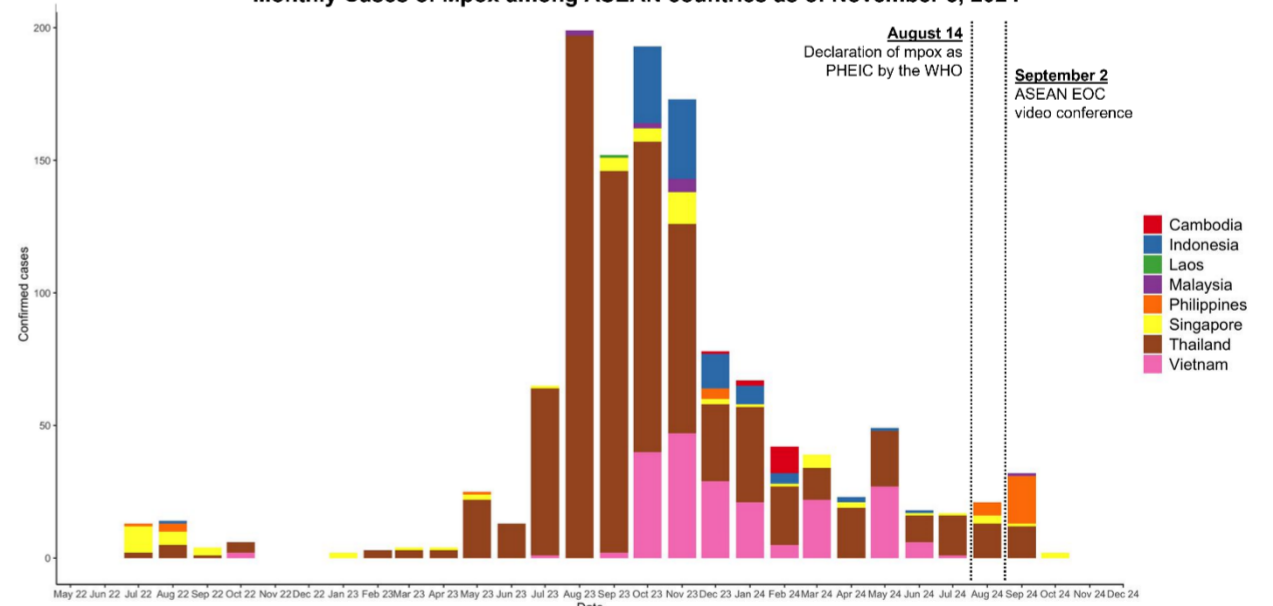


Figure 6. Trends of mpox cases in the ASEAN Region, July 2022 to November 5, 2024

### Trends of mpox among ASEAN Member States

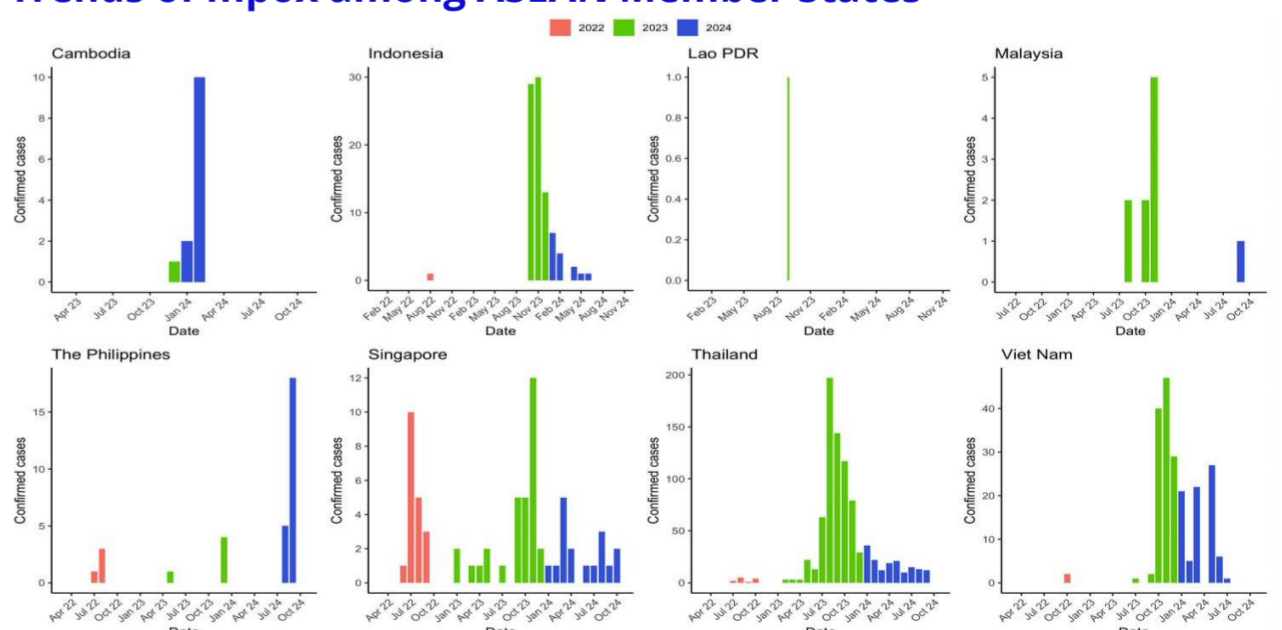


Figure 7. Trends of mpox cases among ASEAN member states, July 2022 to November 5, 2024