

ASEAN Biological Threats Surveillance Centre

Brief Summary Mpox Situation Report

GLOBAL & ASEAN REGION

September 4, 2025



With Support by:

Canada Korea Disease Control and Prevention Agency

GLOBAL

To date, 155,160 cases of mpox and 399 deaths (CFR=0.26%) have been reported across 137 countries globally with **clade II** as a dominant variant. Eighteen countries outside Africa have also reported severe clade Ib (**Sweden, Thailand, India, Germany, the United Kingdom, the United States, Canada, Belgium, Oman, Pakistan, France, China, Qatar, the United Arab Emirates, Brazil, Switzerland, Australia, and Italy**).

Global Distribution of Mpox Variant (Clade)

Last updated September 4, 2025

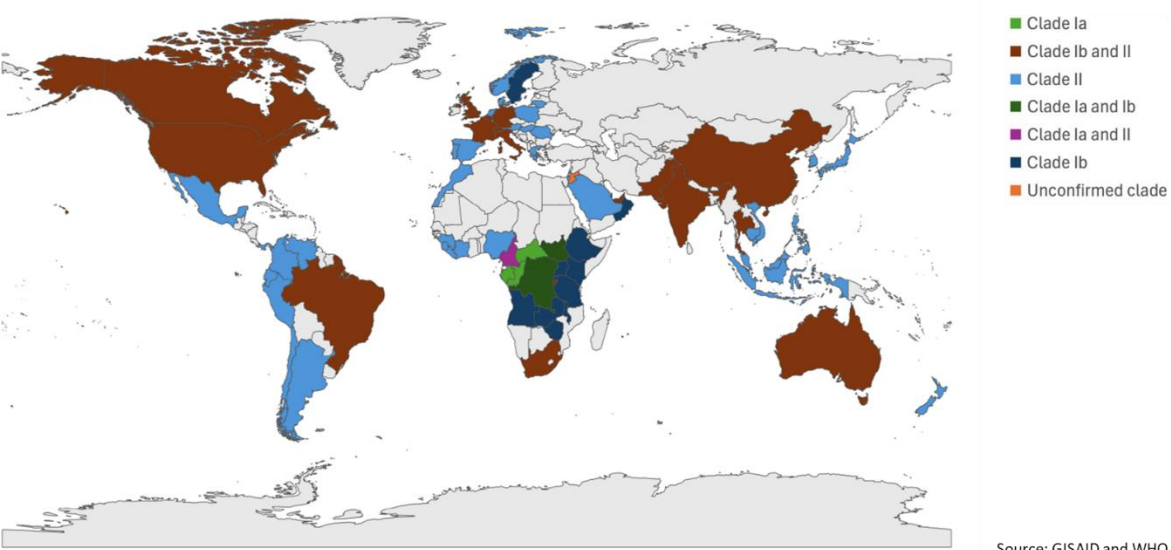


Figure 1. Global Distribution of Mpox Clade

Source: Our World in Data (<https://raw.githubusercontent.com/owid/monkeypox/main/owid-monkeypox-data.csv>)

AFRICA

As of September 4, 2025, The Democratic Republic of the Congo (DRC) has reported a total of **25,668 cases with 59 deaths (CFR=0.23%), predominantly clade Ib variant**.

Distribution of Mpox Cases in African region

Last updated: September 4, 2025

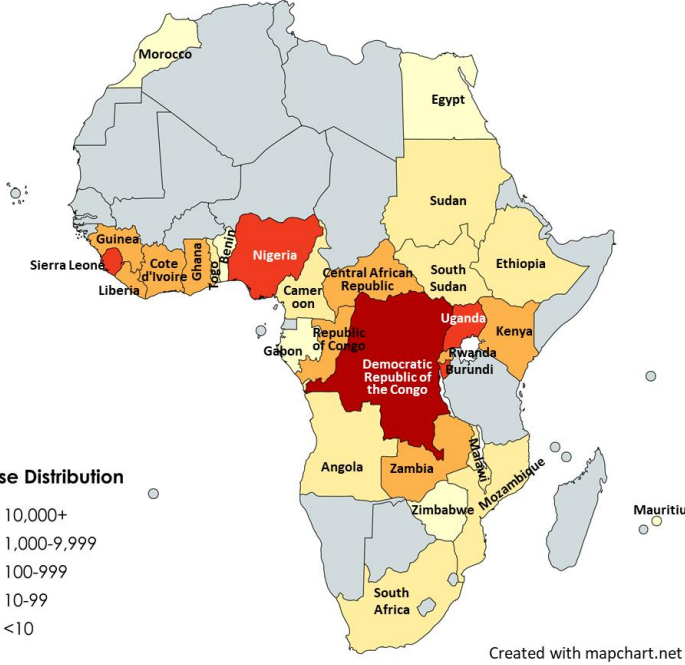


Figure 2. Distribution of Mpox cases in African Countries, 2022-2025

Source: Our World in Data (<https://raw.githubusercontent.com/owid/monkeypox/main/owid-monkeypox-data.csv>)

Trends of mpox in African Countries

Weekly New Mpox Cases in African Countries as of September 4, 2025

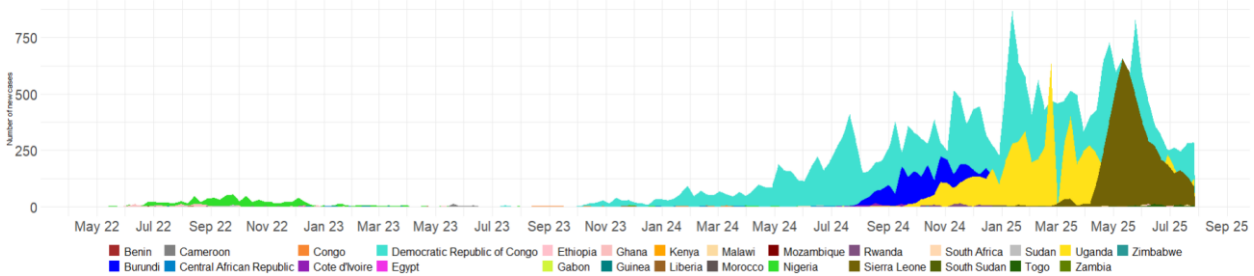


Figure 3. Weekly Trends of Mpox Cases among African Countries

Source: Our World in Data (<https://raw.githubusercontent.com/owid/monkeypox/main/owid-monkeypox-data.csv>)

Weekly trends of mpox in African Countries (2022-2025)

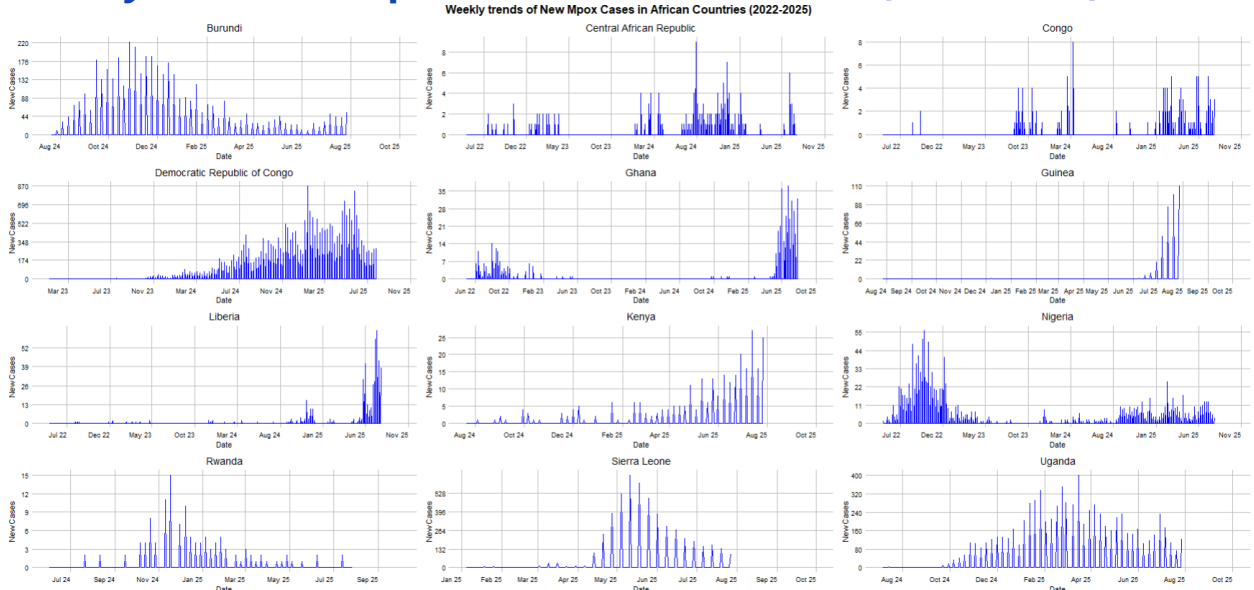


Figure 4. Weekly trends of Mpox Cases in African Countries (2022-2025)

Source: Our World in Data (<https://raw.githubusercontent.com/owid/monkeypox/main/owid-monkeypox-data.csv>)

ASEAN

A total of **1,585 confirmed cases, including 29 deaths (CFR=1.89%)**, have been reported in the region, with 1 new case reported since the last update.

Distribution of Mpox Variant (Clade) in ASEAN and Neighbouring Countries and Areas

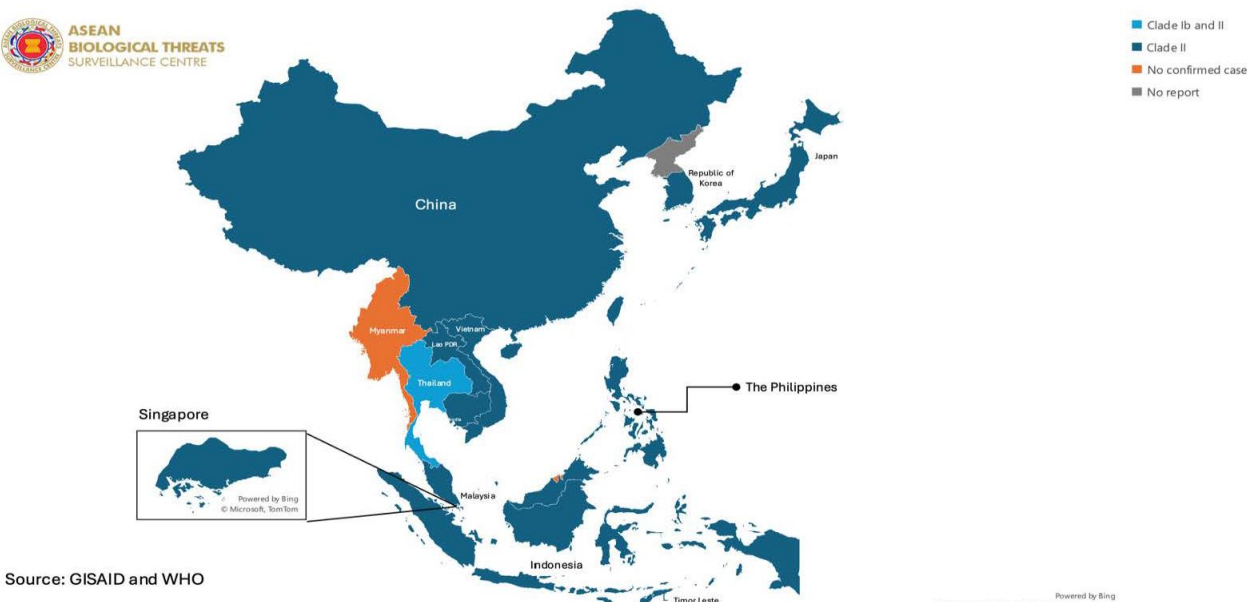


Figure 5. The distribution of mpox variants in ASEAN and Neighbouring Countries and Areas

Distribution of mpox cases in ASEAN Region 2023-2025

Table 1. Number of confirmed mpox cases and deaths in ASEAN

ASEAN Member State	Cumulative Cases 2023-2025	New Cases Since August 28	Cumulative Deaths	New Deaths Since August 28	CFR
Brunei Darussalam <sup>1</sup>	0	0	0	0	0.00%
Cambodia <sup>2</sup>	20	0	0	0	0.00%
Indonesia <sup>3</sup>	87	0	0	0	0.00%
Lao PDR <sup>1</sup>	1	0	0	0	0.00%
Malaysia <sup>1</sup>	15	0	0	0	0.00%
Myanmar <sup>2</sup>	0	0	0	0	0.00%
Philippines <sup>1</sup>	278	0	7	0	2.52%
Singapore <sup>4</sup>	62	1	0	0	0.00%
Thailand <sup>1</sup>	913	0	13	0	1.42%
Viet Nam <sup>1</sup>	209	0	9	0	4.31%
ASEAN Total	1,585	1	29	0	1.83%

Source: <sup>1</sup>WHO Mpox Outbreak: Global Trends, <sup>2</sup>Ministry of Health Cambodia, <sup>3</sup>Ministry of Health Republic of Indonesia, <sup>4</sup>Ministry of Health Singapore.

Trends of mpox in the ASEAN Region

Monthly Cases of Mpox among ASEAN countries as of September 4, 2025

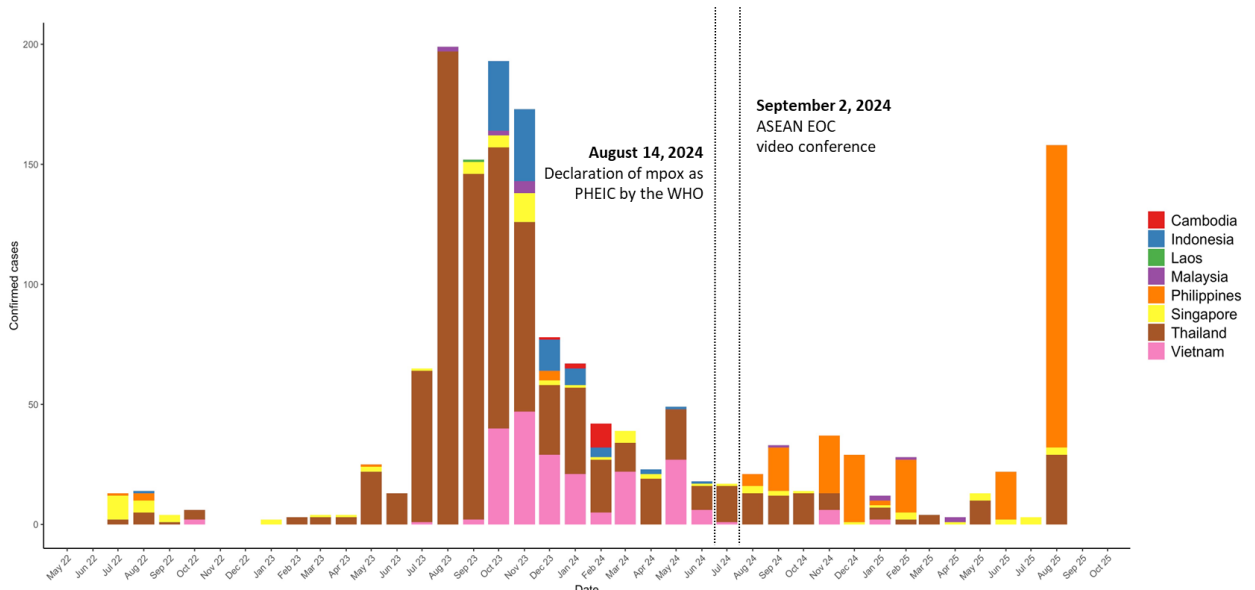


Figure 6. Trends of mpox cases in the ASEAN Region, July 2022 to September 4, 2025

Trends of mpox among ASEAN Member States

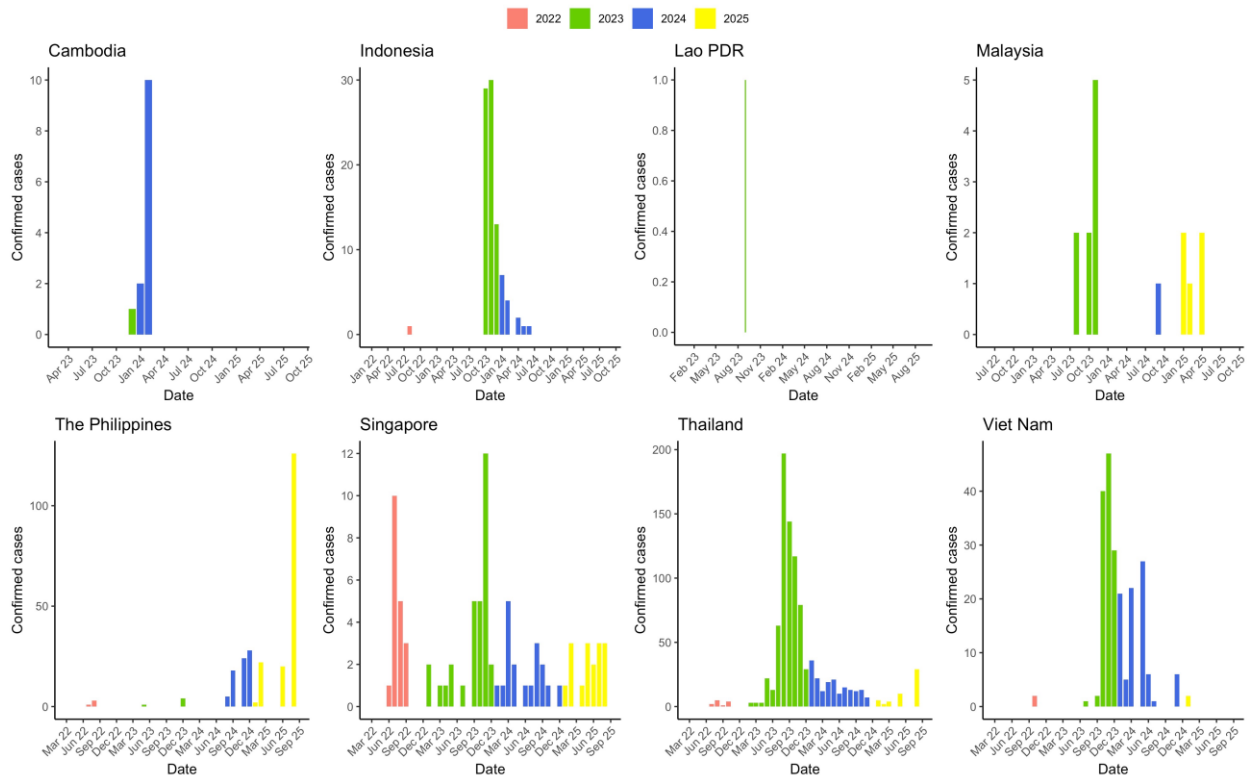


Figure 7. Trends of mpox cases among ASEAN member states, July 2022 to September 4, 2025