

# ASEAN Biodiaspora Virtual Center Brief Summary Mpox Situation Report

GLOBAL & ASEAN REGION  
September 30, 2024

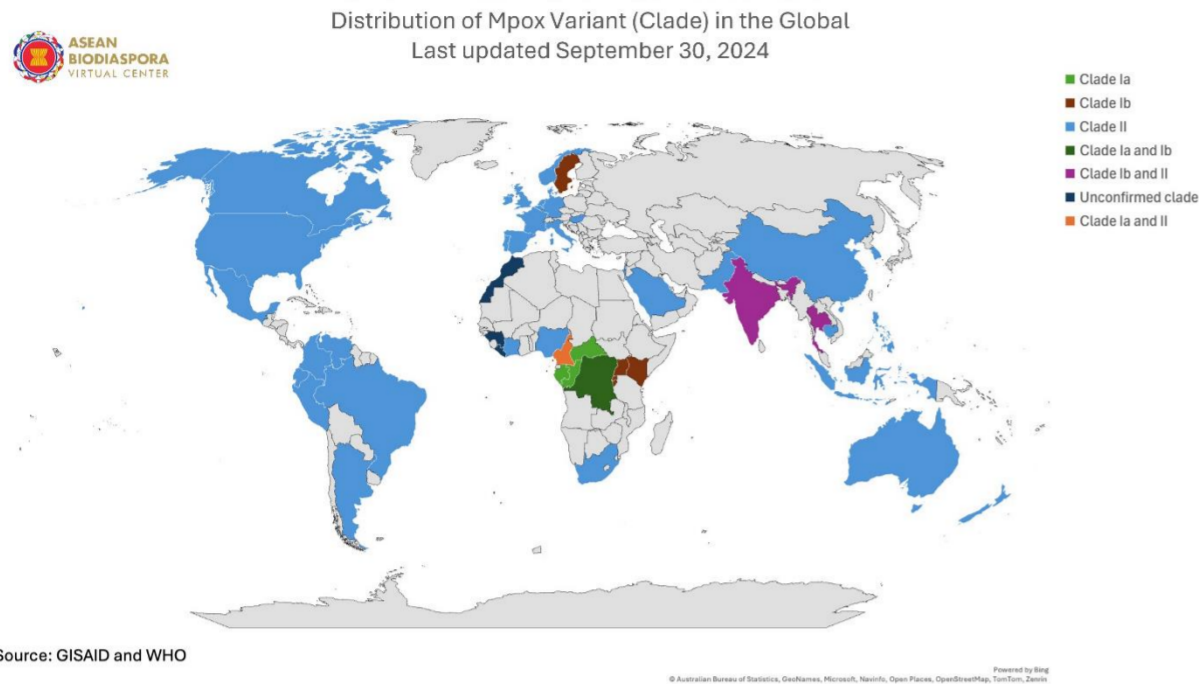


With Support by:



## GLOBAL

Clade II mpox remains the predominant variant globally. To date, 107,363 cases and 234 deaths (CFR=0.22%) have been reported from 124 countries.



Distribution of Mpox Variant (Clade) in the Global  
Last updated September 30, 2024

Figure 1. Global Distribution of Mpox Cases  
Source: Our World in Data (<https://raw.githubusercontent.com/owid/monkeypox/main/owid-monkeypox-data.csv>)

## ASEAN

A total of 1,200 confirmed cases, including 18 deaths (CFR=1.52%), have been reported. One case of the Ib clade was reported in Thailand. There have been no additional confirmed cases of clade II mpox since the previous report on September 27, 2024.

Distribution of Mpox Variant (Clade) in ASEAN and Neighbouring Countries  
Last updated September 30, 2024

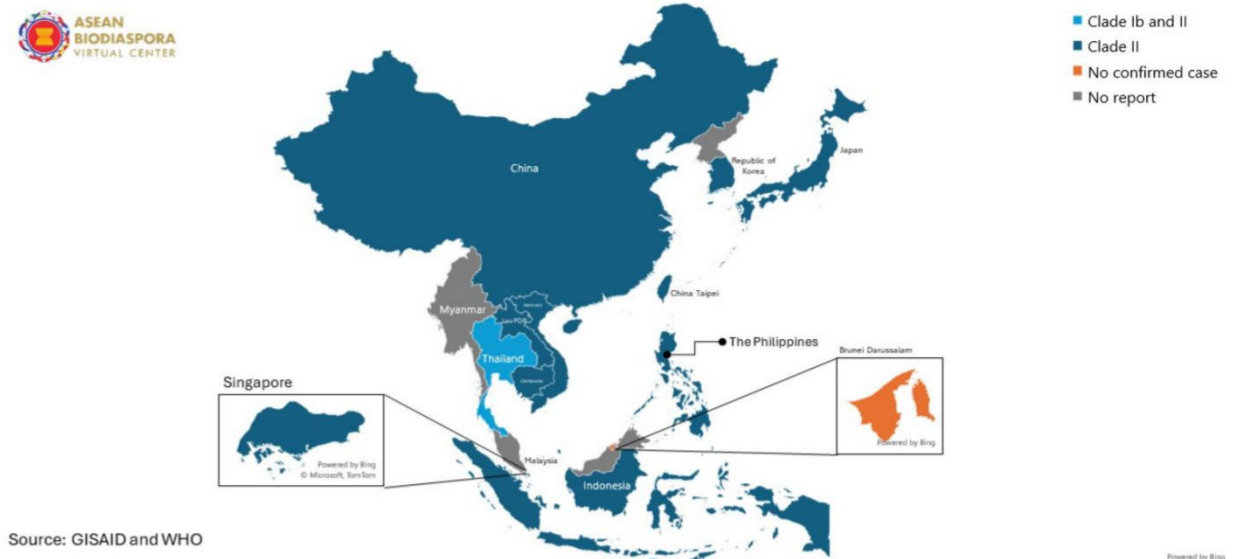


Figure 5. The distribution of mpox cases in the ASEAN region

## AFRICA

As of September 30, The Democratic Republic of the Congo (DRC) has reported a total of 6,644 cases with 27 deaths (CFR=0.41%), predominantly clade Ib variant.

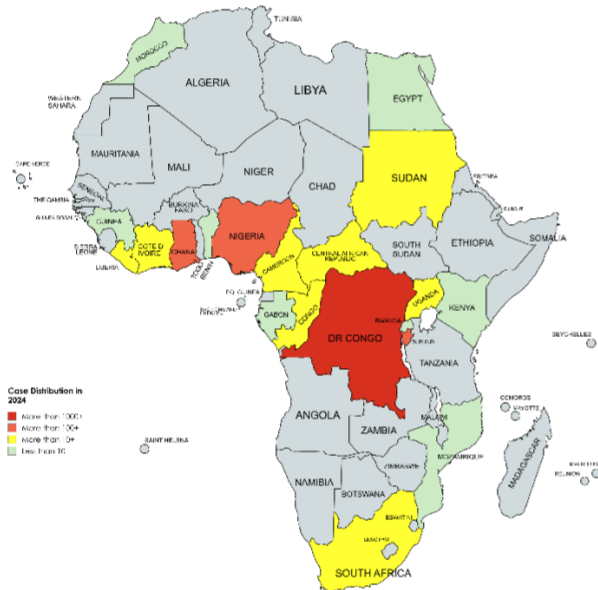


Figure 2. Distribution of Mpox cases in African Countries, 2022-2024

Source: Our World in Data (<https://raw.githubusercontent.com/owid/monkeypox/main/owid-monkeypox-data.csv>)

## Trends of mpox in African Countries

Weekly New Mpox Cases in African Countries as of September 30, 2024

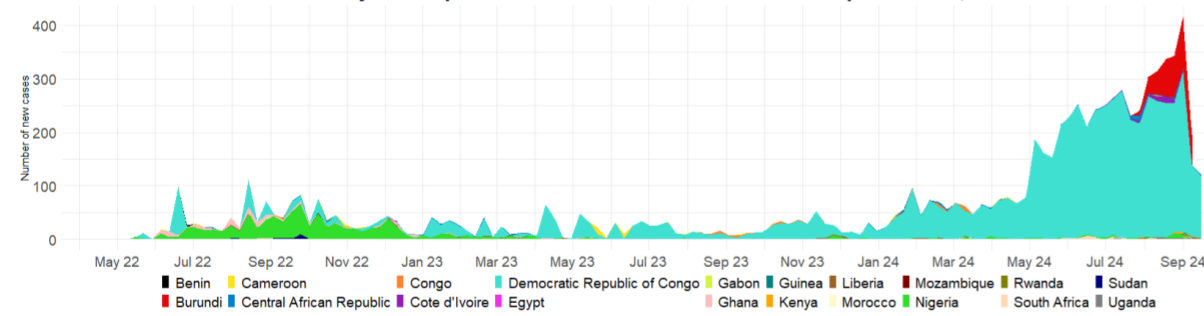


Figure 3. Weekly Trends of Mpox Cases among African Countries

Source: Our World in Data (<https://raw.githubusercontent.com/owid/monkeypox/main/owid-monkeypox-data.csv>)

## Weekly trends of mpox in African Countries (2022-2024)

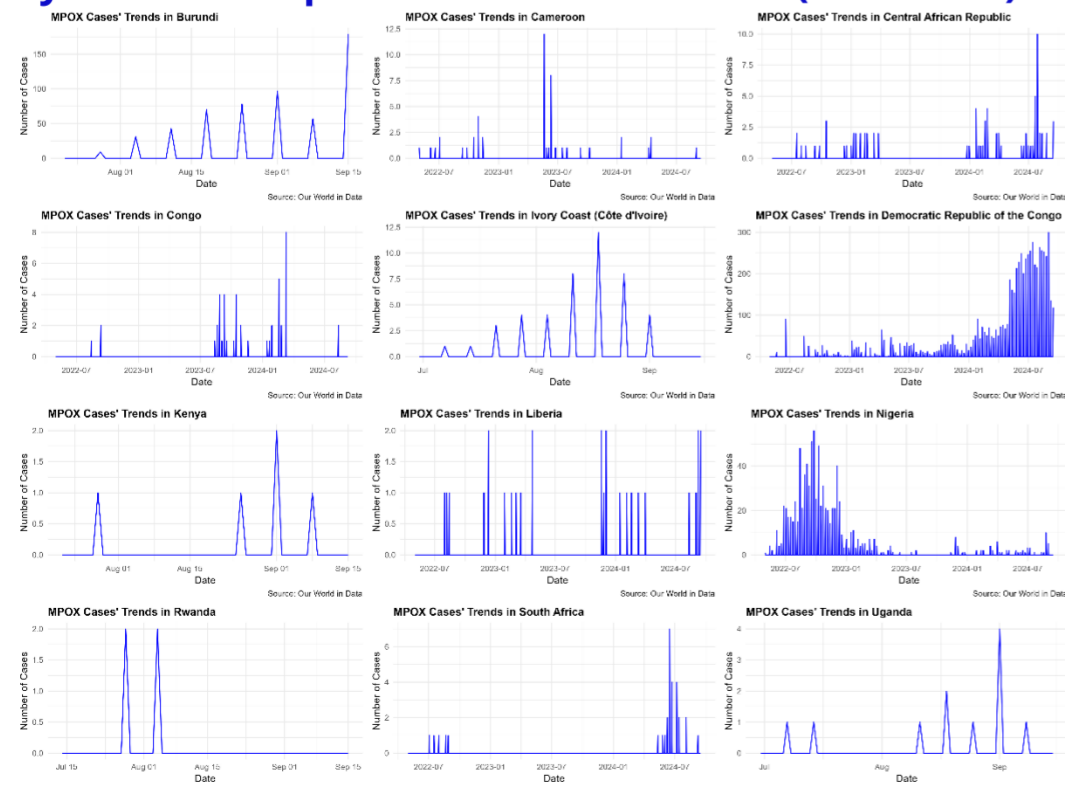


Figure 4. Weekly trends of Mpox Cases in African Countries (2022-2024)

Source: Our World in Data (<https://raw.githubusercontent.com/owid/monkeypox/main/owid-monkeypox-data.csv>)

## Distribution of mpox cases in ASEAN Region 2023-2024

Table 1. Number of confirmed mpox cases and deaths in ASEAN

| ASEAN Member State             | Cumulative Cases 2023-2024 | New Cases Since September 27 | Cumulative Deaths 2023-2024 | New Deaths Since September 27 | CFR          |
|--------------------------------|----------------------------|------------------------------|-----------------------------|-------------------------------|--------------|
| Brunei Darussalam <sup>1</sup> | 0                          | 0                            | 0                           | 0                             | 0.00%        |
| Cambodia <sup>2</sup>          | 20                         | 0                            | 0                           | 0                             | 0.00%        |
| Indonesia <sup>3</sup>         | 87                         | 0                            | 0                           | 0                             | 0.00%        |
| Lao PDR <sup>4</sup>           | 1                          | 0                            | 0                           | 0                             | 0.00%        |
| Malaysia <sup>4</sup>          | 10                         | 0                            | 0                           | 0                             | 0.00%        |
| Myanmar <sup>4</sup>           | 0                          | 0                            | 0                           | 0                             | 0.00%        |
| Philippines <sup>5</sup>       | 13                         | 0                            | 0                           | 0                             | 0.00%        |
| Singapore <sup>6</sup>         | 47                         | 0                            | 0                           | 0                             | 0.00%        |
| Thailand <sup>4</sup>          | 821                        | 0                            | 10                          | 0                             | 1.22%        |
| Viet Nam <sup>4</sup>          | 201                        | 0                            | 8                           | 0                             | 3.98%        |
| <b>ASEAN Total</b>             | <b>1,200</b>               | <b>0</b>                     | <b>18</b>                   | <b>0</b>                      | <b>1.52%</b> |

Source: <sup>1</sup>Ministry of Health Brunei Darussalam, <sup>2</sup>Ministry of Health Cambodia, <sup>3</sup>Ministry of Health Republic of Indonesia, <sup>4</sup>Our World in Data, <sup>5</sup>Department of Health Philippines, <sup>6</sup>Ministry of Health Singapore.

## Trends of mpox in the ASEAN Region

Monthly Cases of Mpox among ASEAN countries as of September 30, 2024

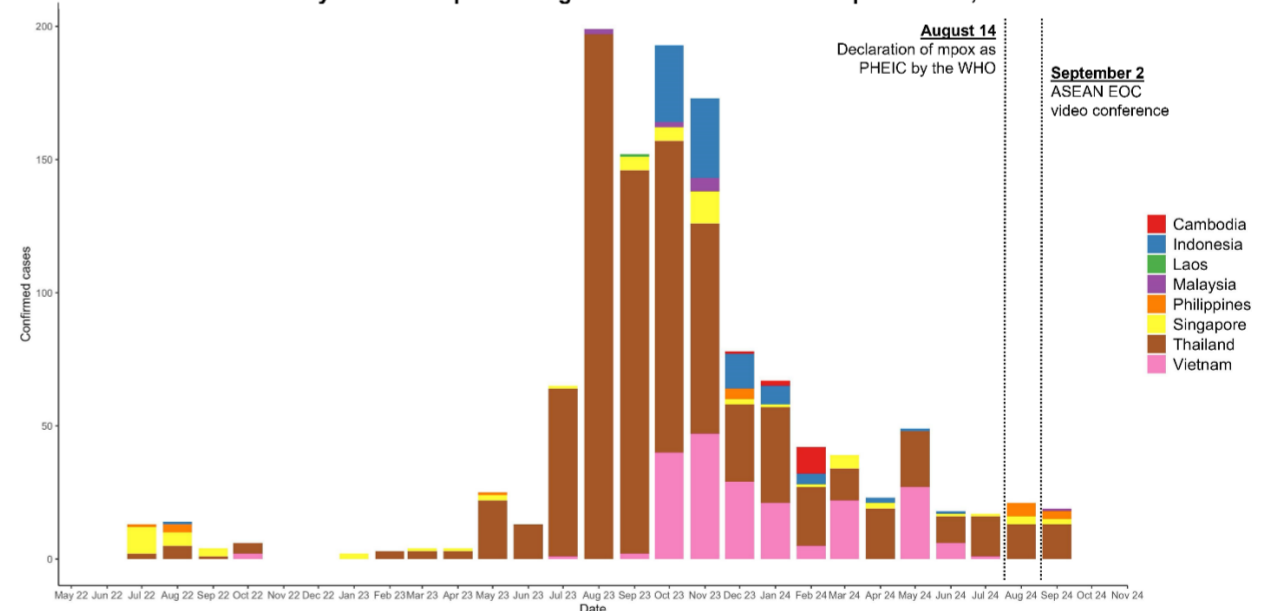


Figure 6. Trends of mpox in the ASEAN Region, July 2022 to September 30, 2024

## Trends of mpox among ASEAN Member States

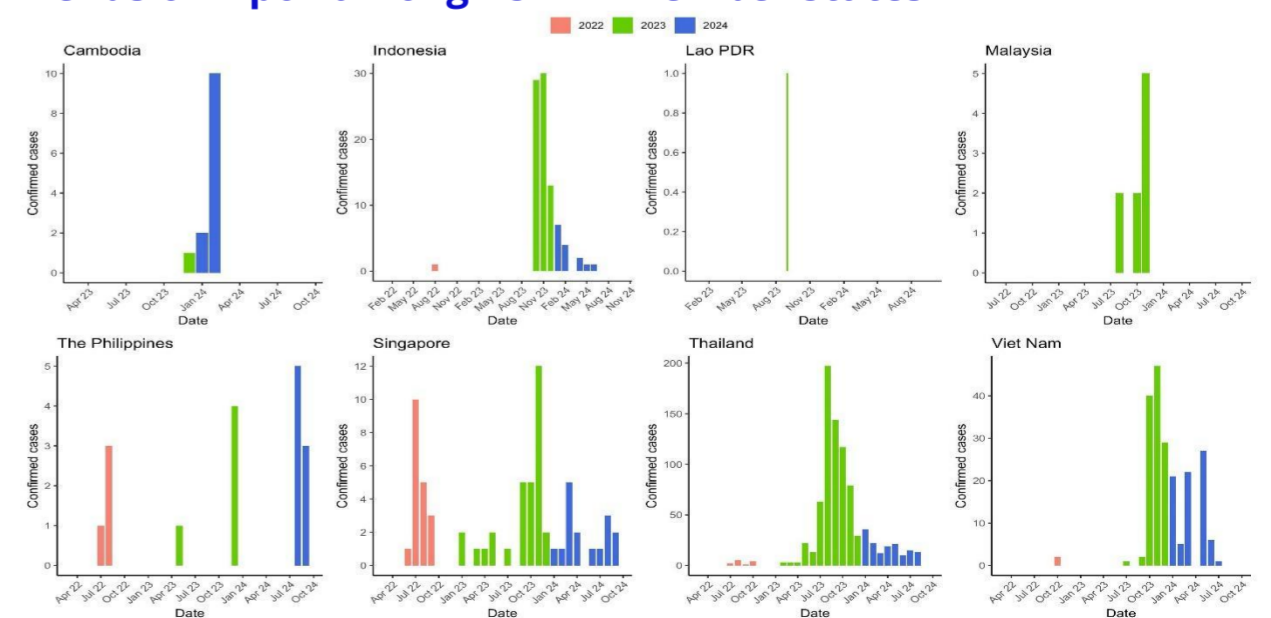


Figure 7. Trends of mpox among ASEAN member states, July 2022 to September 30, 2024