

ASEAN Biodiaspora Virtual Center Brief Summary Mpox Situation Report

GLOBAL & ASEAN REGION

January 30, 2025



With Support by:



GLOBAL

To date, 122,764 cases of mpox and 272 deaths (CFR=0.22%) have been reported across 128 countries globally with clade II as a dominant variant. Nine countries outside Africa have also reported severe clade Ib (Sweden, Thailand, Germany, the United Kingdom, the United States, Canada, Belgium, France, and China).



Global Distribution of Mpox Variant (Clade)
Last updated January 30, 2025

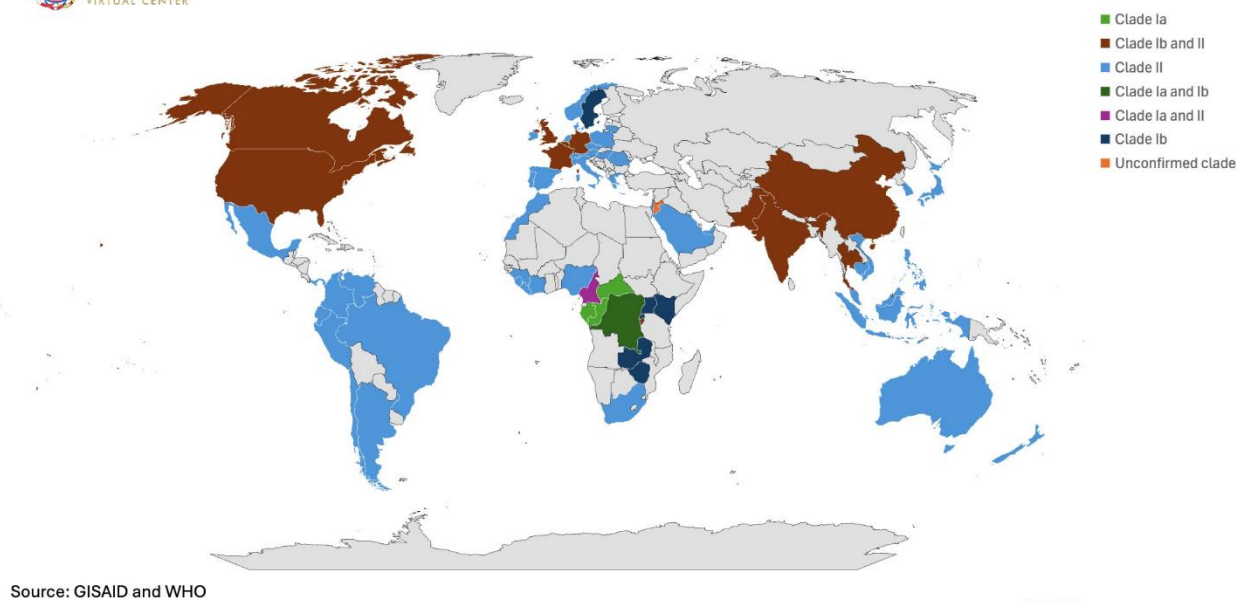


Figure 1. Global Distribution of Mpox Clade

Source: Our World in Data (<https://raw.githubusercontent.com/owid/monkeypox/main/owid-monkeypox-data.csv>)

AFRICA

As of January 30, 2025, The Democratic Republic of the Congo (DRC) has reported a total of 12,544 cases with 45 deaths (CFR=0.36%), predominantly clade Ib variant.



Distribution of Mpox Cases in African region
Last updated: January 30, 2025

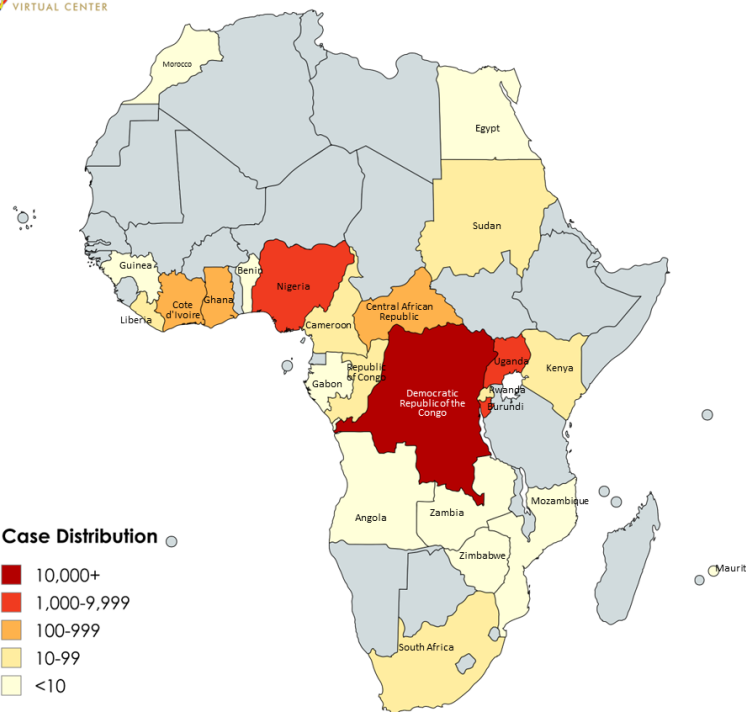


Figure 2. Distribution of Mpox cases in African Countries, 2022-2025

Source: Our World in Data (<https://raw.githubusercontent.com/owid/monkeypox/main/owid-monkeypox-data.csv>)

Trends of mpox in African Countries

Weekly New Mpox Cases in African Countries as of January 30, 2025

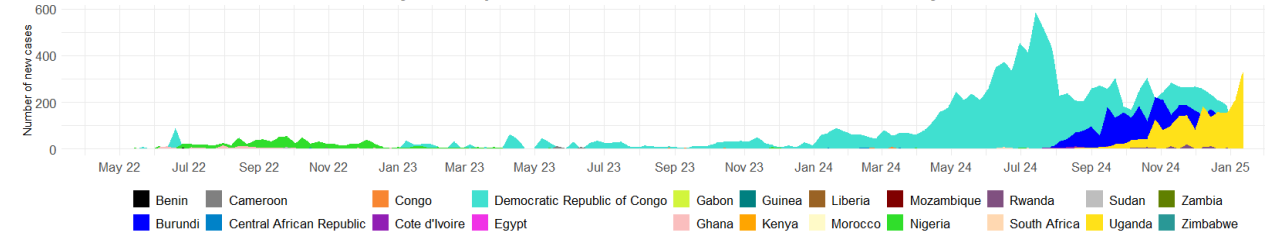


Figure 3. Weekly Trends of Mpox Cases among African Countries

Source: Our World in Data (<https://raw.githubusercontent.com/owid/monkeypox/main/owid-monkeypox-data.csv>)

Weekly trends of mpox in African Countries (2022-2025)

Weekly trends of New Mpox Cases in African Countries (2022-2025)

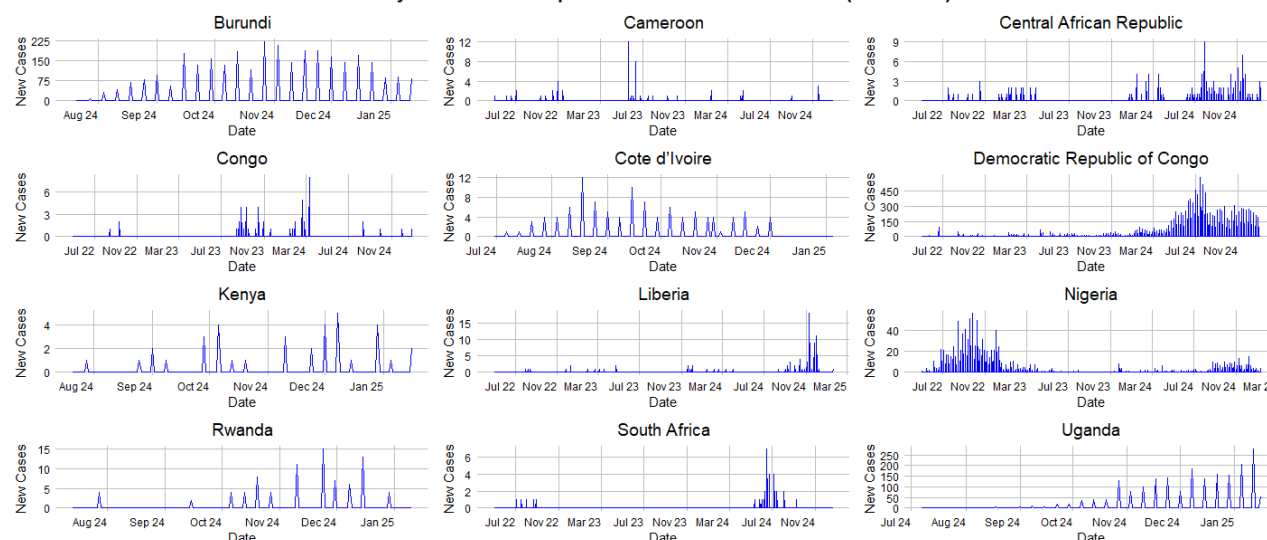


Figure 4. Weekly trends of Mpox Cases in African Countries (2022-2025)

Source: Our World in Data (<https://raw.githubusercontent.com/owid/monkeypox/main/owid-monkeypox-data.csv>)

ASEAN

A total of 1,289 confirmed cases, including 20 deaths (CFR=1.55%), has been reported in the region. Ten new confirmed cases have been detected since the previous report.

Distribution of Mpox Variant (Clade) in ASEAN and Neighbouring Countries and Areas

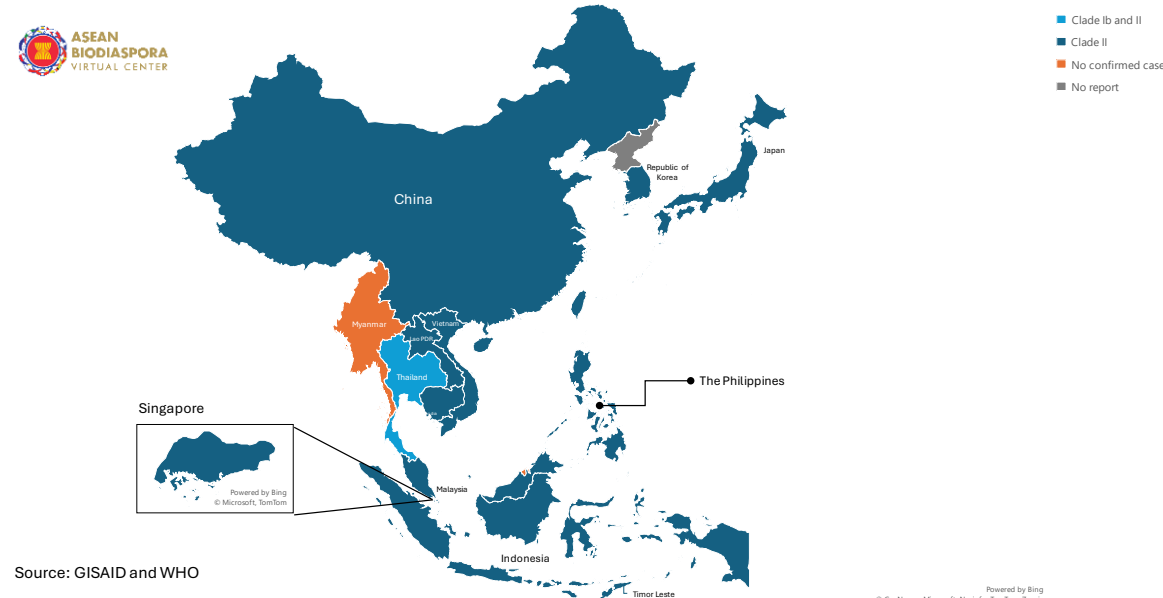


Figure 5. The distribution of mpox variants in ASEAN and Neighbouring Countries and Areas

Distribution of mpox cases in ASEAN Region 2023-2025

Table 1. Number of confirmed mpox cases and deaths in ASEAN

ASEAN Member State	Cumulative Cases 2023-2025	New Cases Since January 23	Cumulative Deaths 2023-2025	New Deaths Since January 23	CFR
Brunei Darussalam ¹	0	0	0	0	0.00%
Cambodia ²	20	0	0	0	0.00%
Indonesia ³	87	0	0	0	0.00%
Lao PDR ¹	1	0	0	0	0.00%
Malaysia ¹	12	2	0	0	0.00%
Myanmar ¹	0	0	0	0	0.00%
Philippines ¹	59	7	1	0	1.69%
Singapore ⁴	50	1	0	0	0.00%
Thailand ¹	853	0	10	0	1.17%
Viet Nam ¹	207	0	9	0	4.35%
ASEAN Total	1,289	10	20	0	1.55%

Source: ¹WHO Mpox Outbreak: Global Trends, ²Ministry of Health Cambodia, ³Ministry of Health Republic of Indonesia, ⁴Ministry of Health Singapore.

Trends of mpox in the ASEAN Region

Monthly Cases of Mpox among ASEAN countries as of January 30, 2025

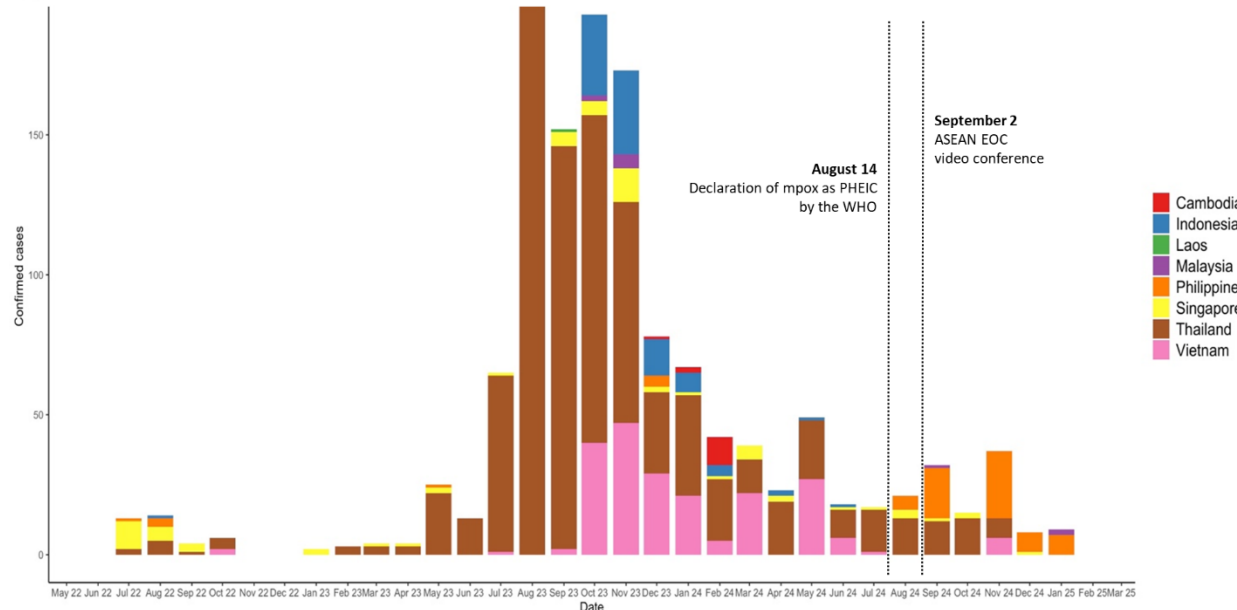


Figure 6. Trends of mpox cases in the ASEAN Region, July 2022 to January 30, 2025

Trends of mpox among ASEAN Member States

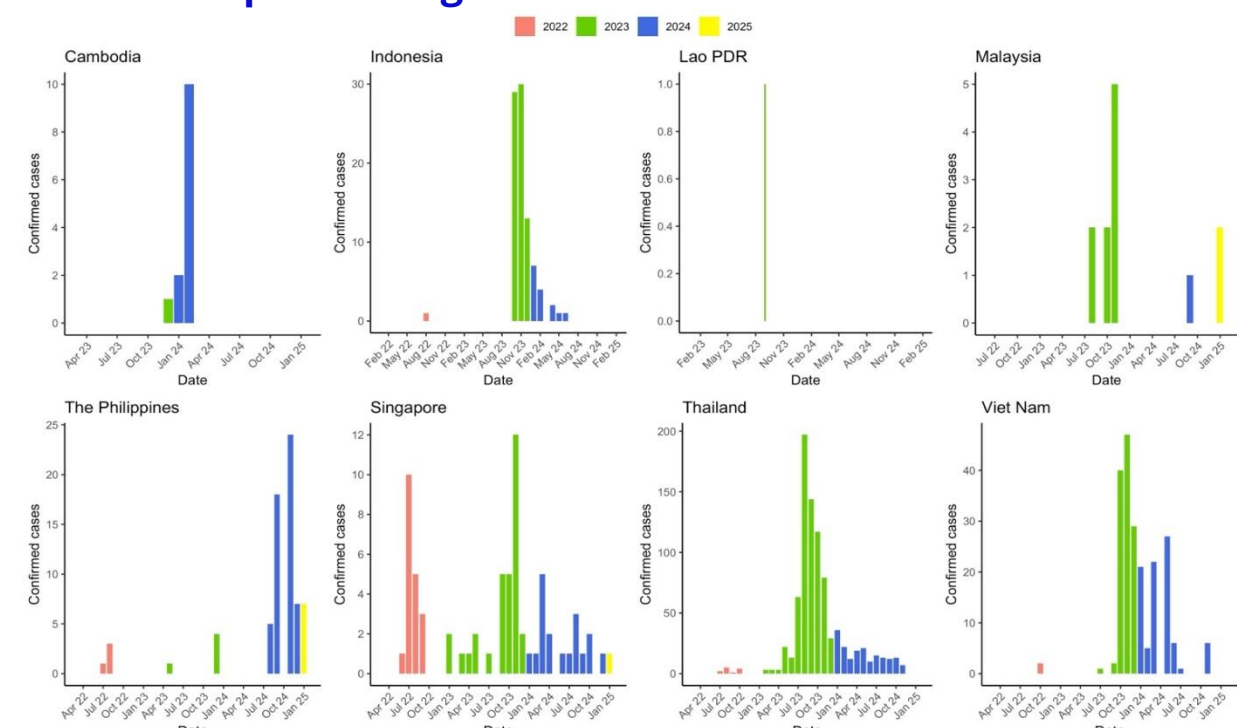


Figure 7. Trends of mpox cases among ASEAN member states, July 2022 to January 30, 2025