

# ASEAN Biodiaspora Virtual Center Brief Summary Mpox Situation Report

## GLOBAL & ASEAN REGION

February 27, 2025



With Support by:



### GLOBAL

To date, 124,831 cases of mpox and 287 deaths (CFR=0.23%) have been reported across 129 countries globally with clade II as a dominant variant. Eleven countries outside Africa have also reported severe clade Ib (Sweden, Thailand, Germany, the United Kingdom, the United States, India, Canada, Belgium, France, China, and Ireland).



Global Distribution of Mpox Variant (Clade)  
Last updated February 27, 2025

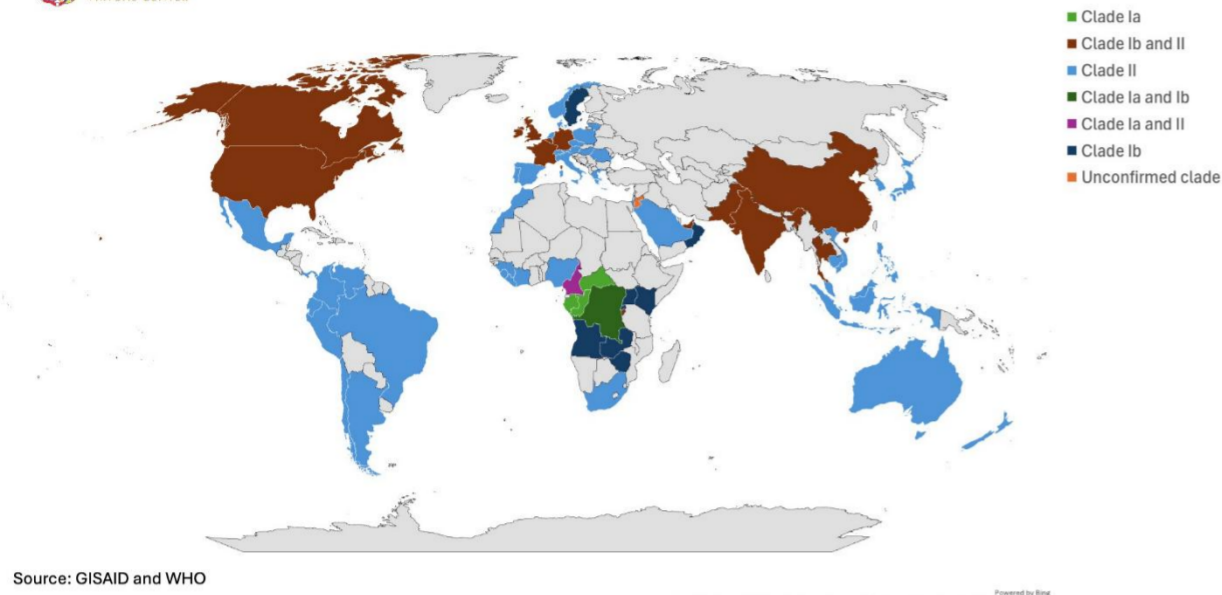


Figure 1. Global Distribution of Mpox Clade

Source: Our World in Data (<https://raw.githubusercontent.com/owid/monkeypox/main/owid-monkeypox-data.csv>)

### AFRICA

As of February 27, 2025, The Democratic Republic of the Congo (DRC) has reported a total of 12,323 cases with 45 deaths (CFR=0.37%), predominantly clade Ib variant.



Distribution of Mpox Cases in African region  
Last updated: February 27, 2025

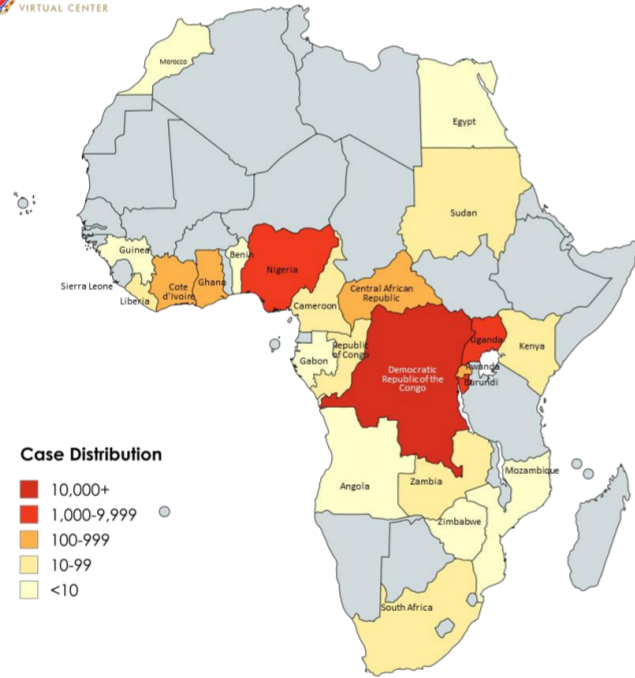


Figure 2. Distribution of Mpox cases in African Countries, 2022-2025

Source: Our World in Data (<https://raw.githubusercontent.com/owid/monkeypox/main/owid-monkeypox-data.csv>)

### Trends of mpox in African Countries

Weekly New Mpox Cases in African Countries as of February 27, 2025

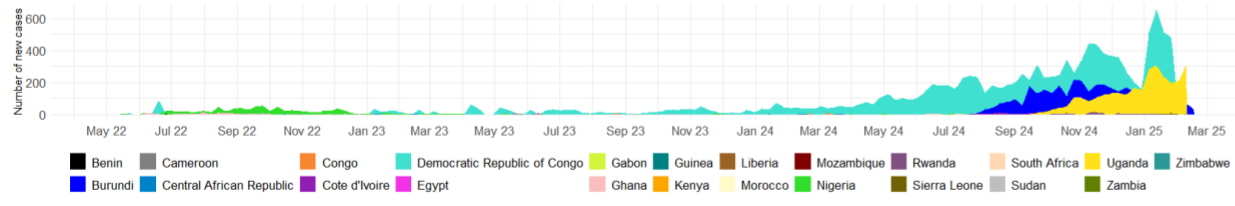


Figure 3. Weekly Trends of Mpox Cases among African Countries

Source: Our World in Data (<https://raw.githubusercontent.com/owid/monkeypox/main/owid-monkeypox-data.csv>)

### Weekly trends of mpox in African Countries (2022-2025)

Weekly trends of New Mpox Cases in African Countries (2022-2025)

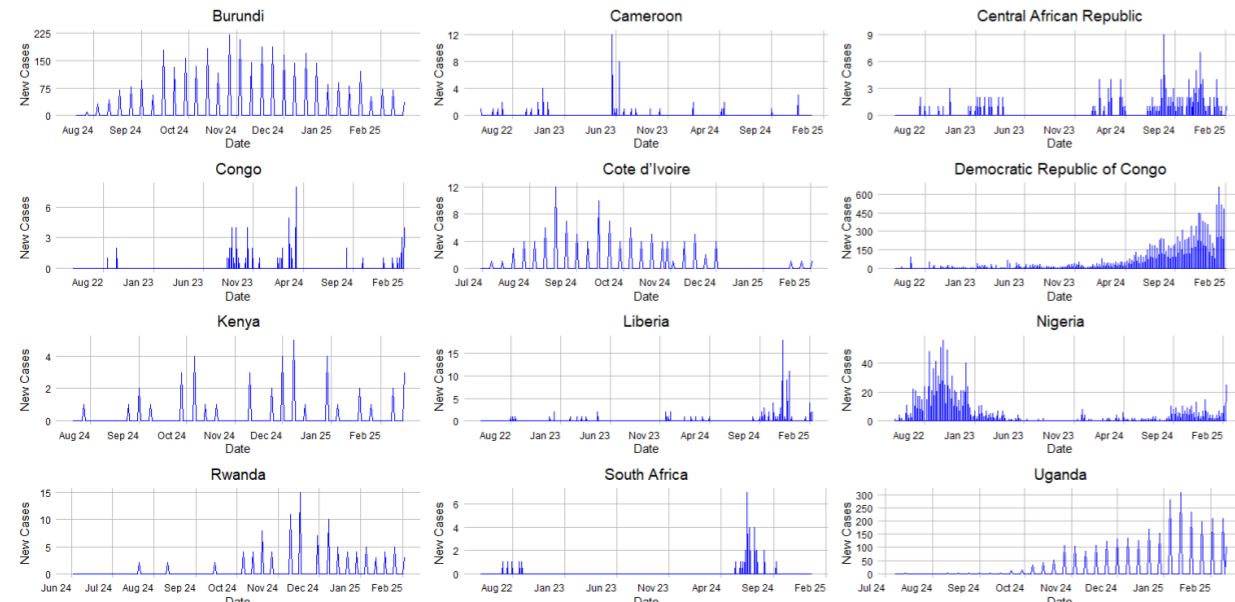


Figure 4. Weekly trends of Mpox Cases in African Countries (2022-2025)

Source: Our World in Data (<https://raw.githubusercontent.com/owid/monkeypox/main/owid-monkeypox-data.csv>)

### ASEAN

A total of 1,308 confirmed cases, including 23 deaths (CFR=1.76%), has been reported in the region. There are 18 new confirmed cases and three deaths reported since the previous report.

Distribution of Mpox Variant (Clade) in ASEAN and Neighbouring Countries and Areas



Figure 5. The distribution of mpox variants in ASEAN and Neighbouring Countries and Areas

### Distribution of mpox cases in ASEAN Region 2023-2025

Table 1. Number of confirmed mpox cases and deaths in ASEAN

ASEAN Member State	Cumulative Cases 2023-2025	New Cases Since February 20	Cumulative Deaths 2023-2025	New Deaths Since February 20	CFR
Brunei Darussalam <sup>1</sup>	0	0	0	0	0.00%
Cambodia <sup>2</sup>	20	0	0	0	0.00%
Indonesia <sup>3</sup>	87	0	0	0	0.00%
Lao PDR <sup>1</sup>	1	0	0	0	0.00%
Malaysia <sup>1</sup>	12	0	0	0	0.00%
Myanmar <sup>1</sup>	0	0	0	0	0.00%
Philippines <sup>1</sup>	69	10	1	0	1.45%
Singapore <sup>4</sup>	52	1	0	0	0.00%
Thailand <sup>1</sup>	858	5	13	3	1.52%
Viet Nam <sup>1</sup>	209	2	9	0	4.31%
<b>ASEAN Total</b>	<b>1,308</b>	<b>18</b>	<b>23</b>	<b>3</b>	<b>1.76%</b>

Source: <sup>1</sup>WHO Mpox Outbreak: Global Trends, <sup>2</sup>Ministry of Health Cambodia, <sup>3</sup>Ministry of Health Republic of Indonesia, <sup>4</sup>Ministry of Health Singapore.

### Trends of mpox in the ASEAN Region

Monthly Cases of Mpox among ASEAN countries as of February 27, 2025

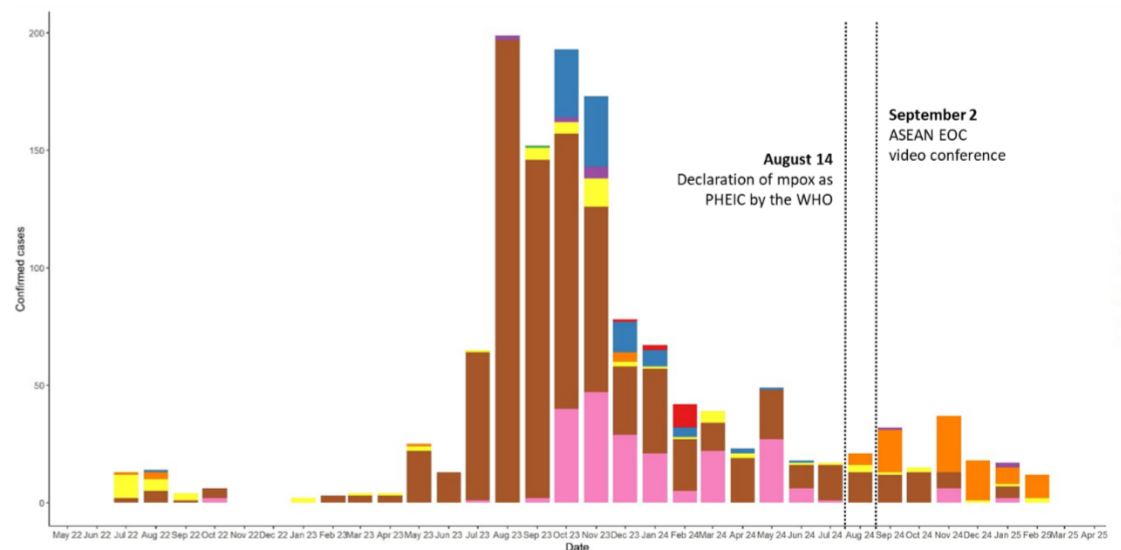


Figure 6. Trends of mpox cases in the ASEAN Region, July 2022 to February 27, 2025

### Trends of mpox among ASEAN Member States

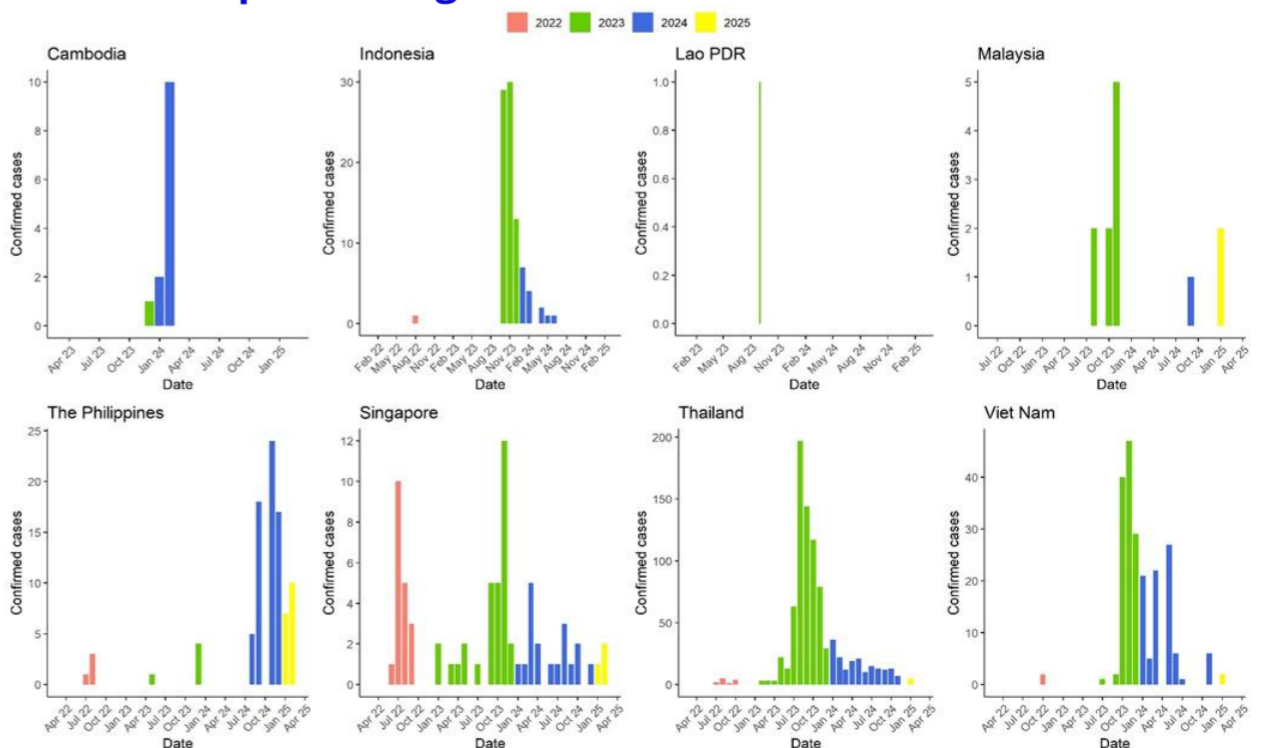


Figure 7. Trends of mpox cases among ASEAN member states, July 2022 to February 27, 2025