

ASEAN Biological Threats Surveillance Centre

Brief Summary Mpox Situation Report

GLOBAL & ASEAN REGION

May 26, 2025



With Support by:

Canada Korea Disease Control and Prevention Agency

GLOBAL

To date, 138,830 cases of mpox and 328 deaths (CFR=0.24%) have been reported across 133 countries globally with **clade II** as a dominant variant. Sixteen countries outside Africa have also reported severe clade Ib (**Sweden, Thailand, India, Germany, the United Kingdom, the United States, Canada, Belgium, Oman, Pakistan, France, China, Ireland, Qatar, the United Arab Emirates, and Brazil**).

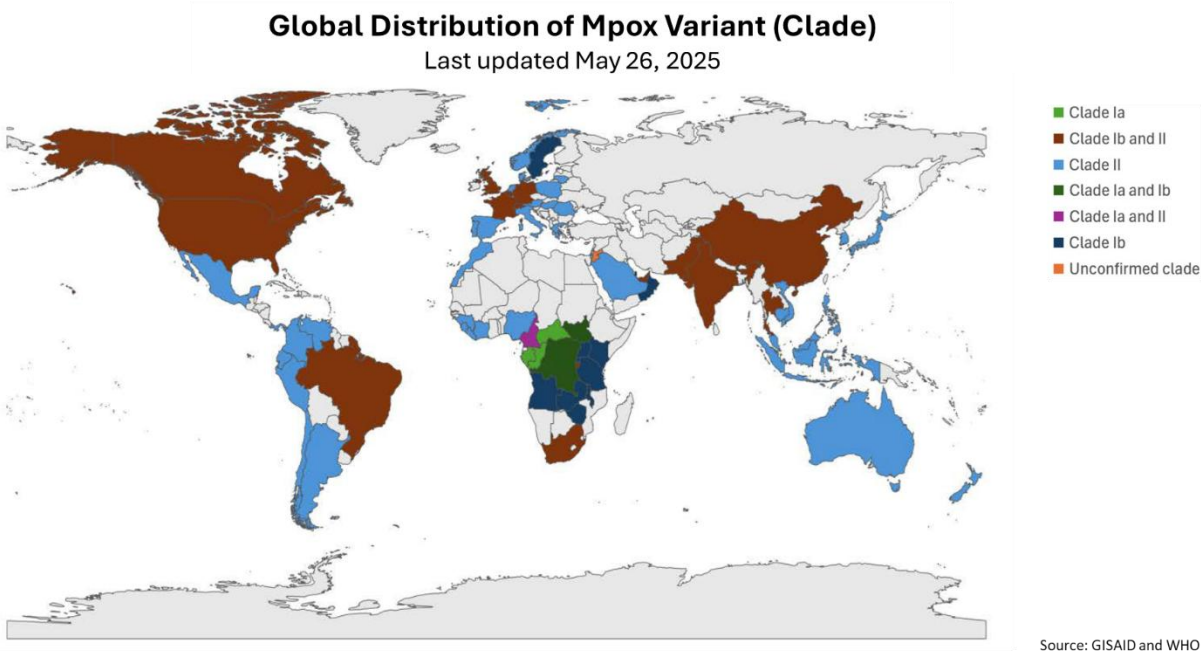


Figure 1. Global Distribution of Mpox Clade

Source: Our World in Data (<https://raw.githubusercontent.com/owid/monkeypox/main/owid-monkeypox-data.csv>)

AFRICA

As of May 26, 2025, The Democratic Republic of the Congo (DRC) has reported a total of **19,877 cases with 51 deaths (CFR=0.26%), predominantly clade Ib variant**.

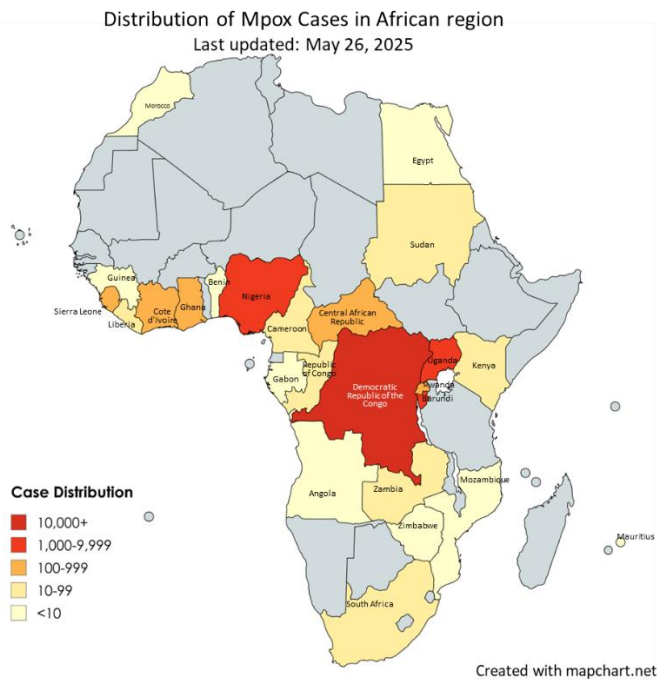


Figure 2. Distribution of Mpox cases in African Countries, 2022-2025

Source: Our World in Data (<https://raw.githubusercontent.com/owid/monkeypox/main/owid-monkeypox-data.csv>)

Trends of mpox in African Countries

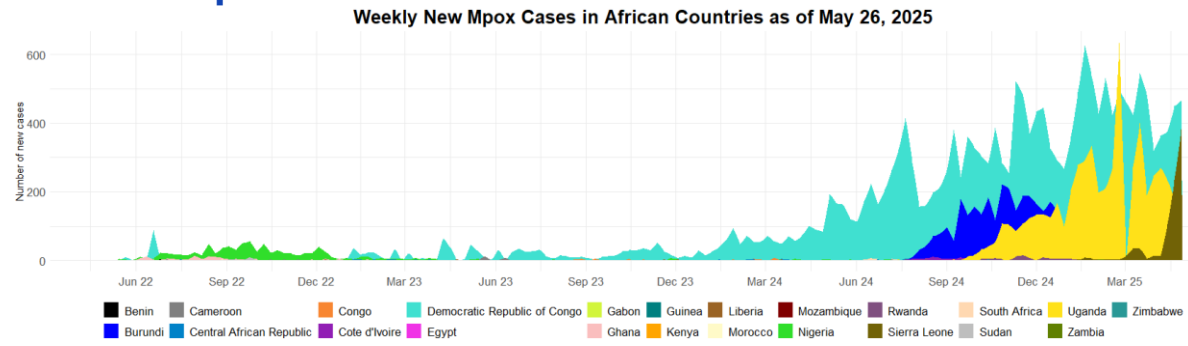


Figure 3. Weekly Trends of Mpox Cases among African Countries

Source: Our World in Data (<https://raw.githubusercontent.com/owid/monkeypox/main/owid-monkeypox-data.csv>)

Weekly trends of mpox in African Countries (2022-2025)

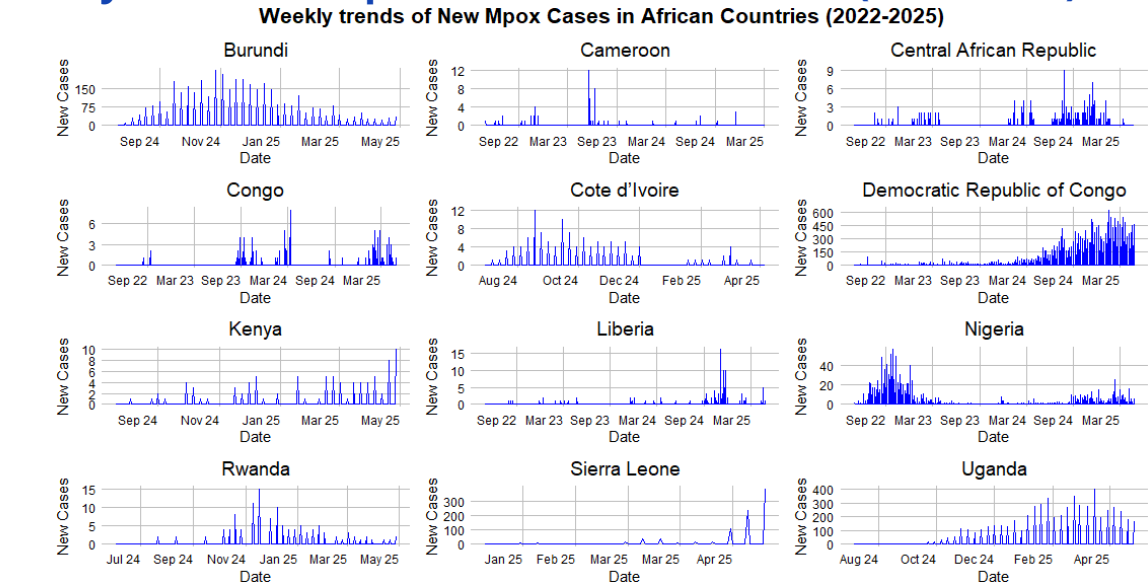


Figure 4. Weekly trends of Mpox Cases in African Countries (2022-2025)

Source: Our World in Data (<https://raw.githubusercontent.com/owid/monkeypox/main/owid-monkeypox-data.csv>)

ASEAN

A total of 1,354 confirmed cases, including 26 deaths (CFR=1.92%), has been reported in the region. No new cases have been confirmed since the previous report.

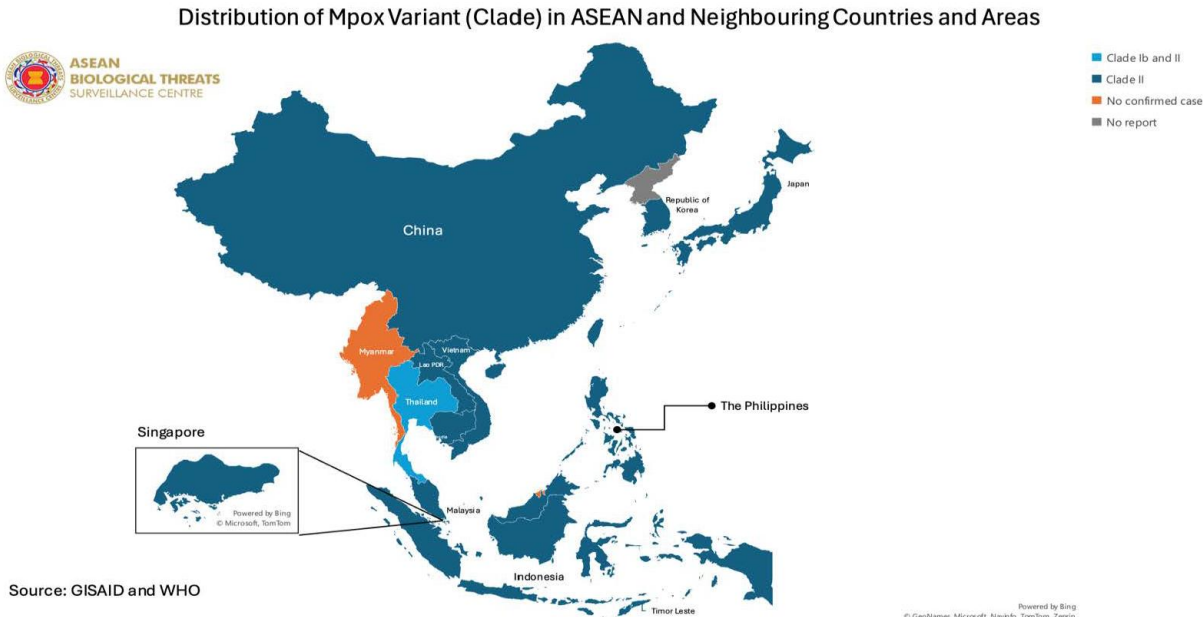


Figure 5. The distribution of mpox variants in ASEAN and Neighbouring Countries and Areas

Distribution of mpox cases in ASEAN Region 2023-2025

Table 1. Number of confirmed mpox cases and deaths in ASEAN					
ASEAN Member State	Cumulative Cases 2023-2025	New Cases Since May 15	Cumulative Deaths 2023-2025	New Deaths Since May 15	CFR
Brunei Darussalam ¹	0	0	0	0	0.00%
Cambodia ²	20	0	0	0	0.00%
Indonesia ³	87	0	0	0	0.00%
Lao PDR ¹	1	0	0	0	0.00%
Malaysia ¹	15	0	0	0	0.00%
Myanmar ¹	0	0	0	0	0.00%
Philippines ¹	104	0	4	0	3.85%
Singapore ⁴	54	0	0	0	0.00%
Thailand ¹	864	0	13	0	1.50%
Viet Nam ¹	209	0	9	0	4.31%
ASEAN Total	1,354	0	26	0	1.92%

Source: ¹WHO Mpox Outbreak: Global Trends, ²Ministry of Health Cambodia, ³Ministry of Health Republic of Indonesia, ⁴Ministry of Health Singapore.

Trends of mpox in the ASEAN Region

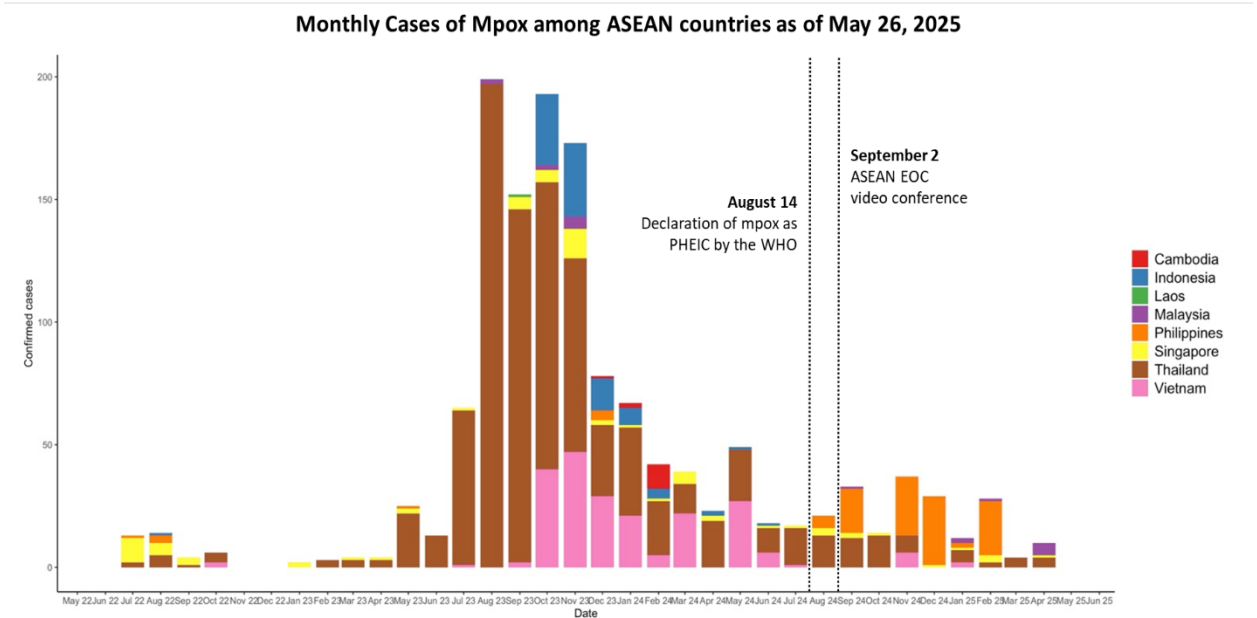


Figure 6. Trends of mpox cases in the ASEAN Region, July 2022 to May 26, 2025

Trends of mpox among ASEAN Member States

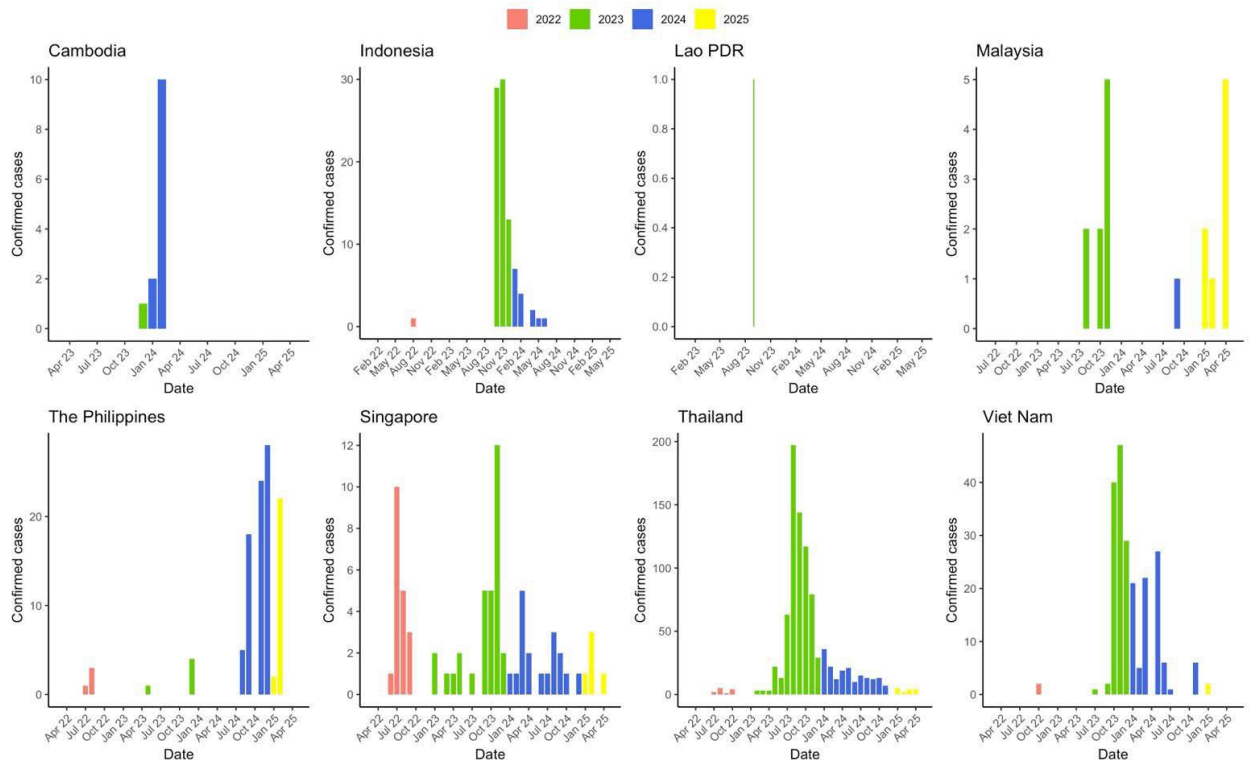


Figure 7. Trends of mpox cases among ASEAN member states, July 2022 to May 26, 2025