

ASEAN Biodiaspora Virtual Center Brief Summary Mpox Situation Report

GLOBAL & ASEAN REGION

December 25, 2024



With Support by:

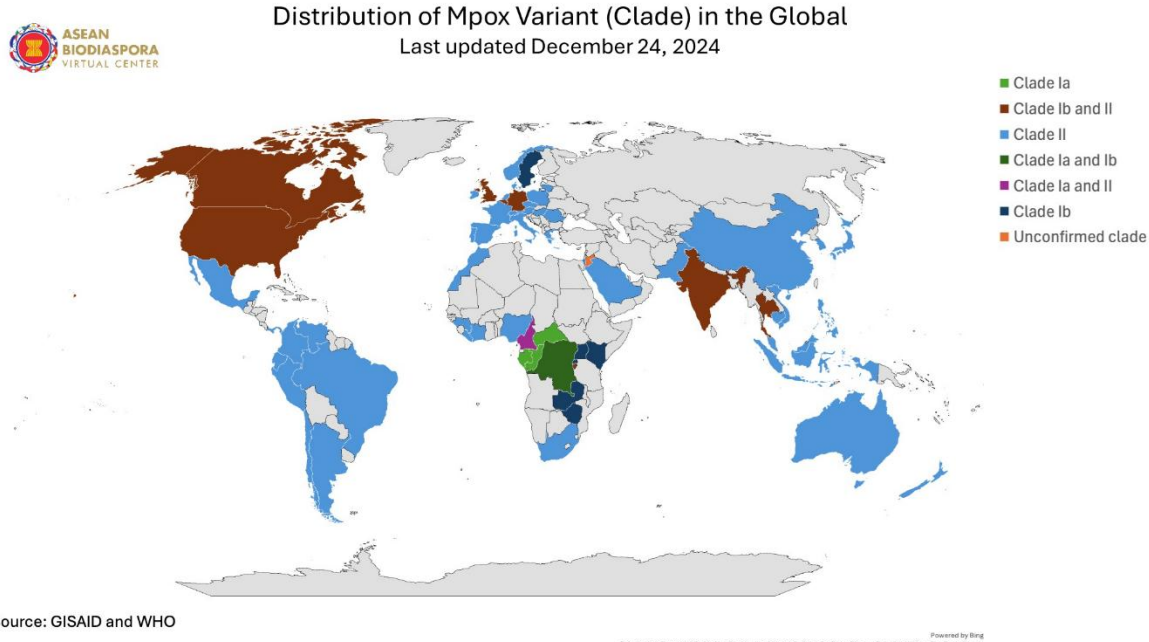


GLOBAL

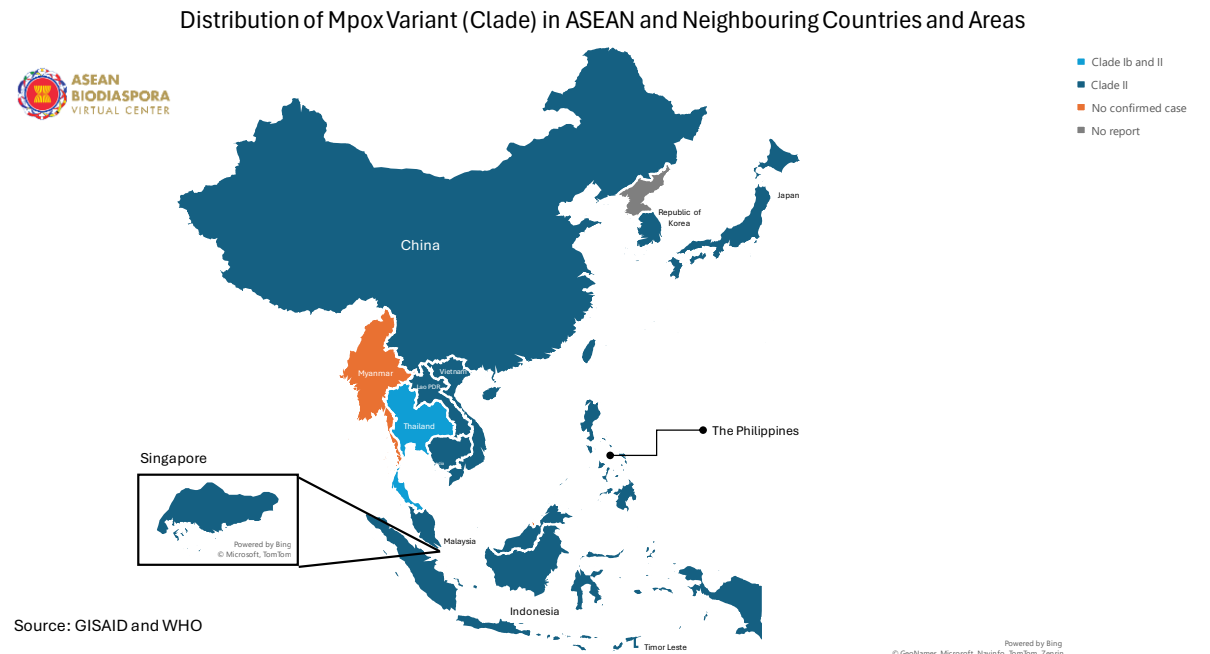
To date, 118,367 cases of mpox and 268 deaths (CFR=0.23%) have been reported across 126 countries globally with clade II as a dominant variant. Six countries outside Africa have also reported severe clade Ib (Sweden, Thailand, Germany, the United Kingdom, the United States, Canada, and Belgium).

ASEAN

A total of 1,243 confirmed cases, including 18 deaths (CFR=1.45%), have been reported in the region. There are 36 new confirmed cases since the previous report on December 18, 2024.



Distribution of Mpox Variant (Clade) in the Global
Last updated December 24, 2024



Distribution of Mpox Variant (Clade) in ASEAN and Neighbouring Countries and Areas

Source: GISAID and WHO

Figure 5. The distribution of mpox variants in ASEAN and Neighbouring Countries and Areas

AFRICA

As of December 25, The Democratic Republic of the Congo (DRC) has reported a total of 10,492 cases with 45 deaths (CFR=0.43%), predominantly clade Ib variant. A vaccination campaign began on October 5, 2024.

Distribution of mpox cases in ASEAN Region 2023-2024

Table 1. Number of confirmed mpox cases and deaths in ASEAN

| ASEAN Member State | Cumulative Cases 2023-2024 | New Cases Since December 18 | Cumulative Deaths 2023-2024 | New Deaths Since December 18 | CFR |
|--------------------------------|----------------------------|-----------------------------|-----------------------------|------------------------------|--------------|
| Brunei Darussalam ¹ | 0 | 0 | 0 | 0 | 0.00% |
| Cambodia ² | 20 | 0 | 0 | 0 | 0.00% |
| Indonesia ³ | 87 | 0 | 0 | 0 | 0.00% |
| Lao PDR ⁴ | 1 | 0 | 0 | 0 | 0.00% |
| Malaysia ⁴ | 10 | 0 | 0 | 0 | 0.00% |
| Myanmar ⁴ | 0 | 0 | 0 | 0 | 0.00% |
| Philippines ⁵ | 52 | 24 | 1 | 1 | 1.92% |
| Singapore ⁶ | 49 | 1 | 0 | 0 | 0.00% |
| Thailand ⁴ | 853 | 7 | 10 | 0 | 1.17% |
| Viet Nam ⁴ | 207 | 4 | 9 | 1 | 4.35% |
| ASEAN Total | 1,279 | 36 | 20 | 2 | 1.56% |

Source: ¹Ministry of Health Brunei Darussalam, ²Ministry of Health Cambodia, ³Ministry of Health Republic of Indonesia, ⁴Our World in Data, ⁵Department of Health Philippines, ⁶Ministry of Health Singapore.

Trends of mpox in the ASEAN Region

Monthly Cases of Mpox among ASEAN countries as of December 25, 2024

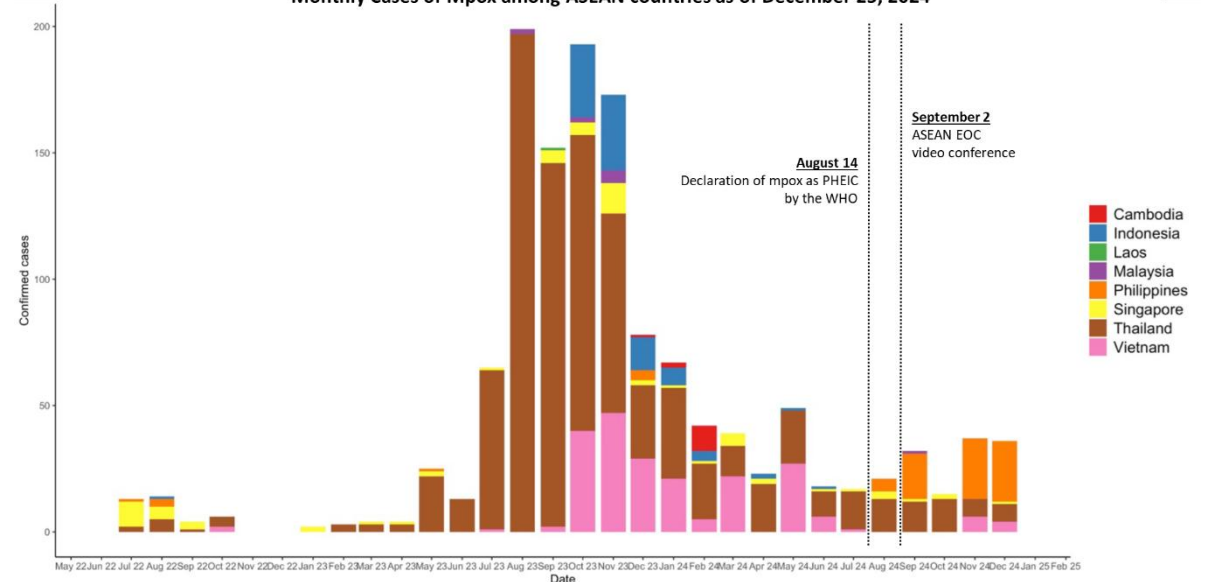


Figure 6. Trends of mpox cases in the ASEAN Region, July 2022 to December 25, 2024

Trends of mpox in African Countries

Weekly New Mpox Cases in African Countries as of December 25, 2024

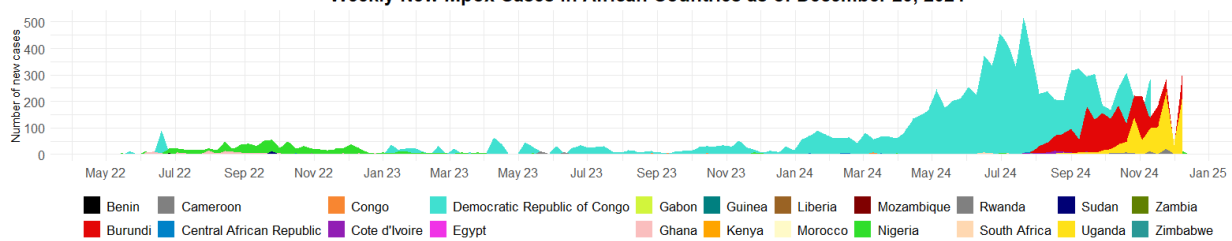


Figure 3. Weekly Trends of Mpox Cases among African Countries
Source: Our World in Data (<https://raw.githubusercontent.com/owid/monkeypox/main/owid-monkeypox-data.csv>)

Weekly trends of mpox in African Countries (2022-2024)

Weekly trends of Mpox Cases in African Countries (2022-2024)

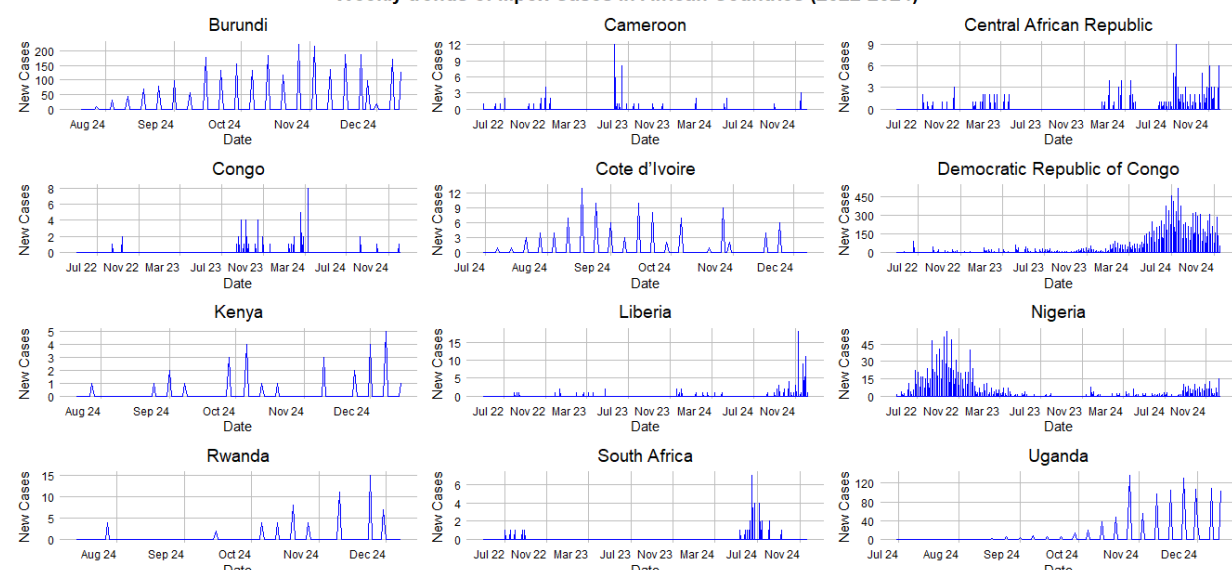


Figure 4. Weekly trends of Mpox Cases in African Countries (2022-2024)
Source: Our World in Data (<https://raw.githubusercontent.com/owid/monkeypox/main/owid-monkeypox-data.csv>)

Trends of mpox among ASEAN Member States

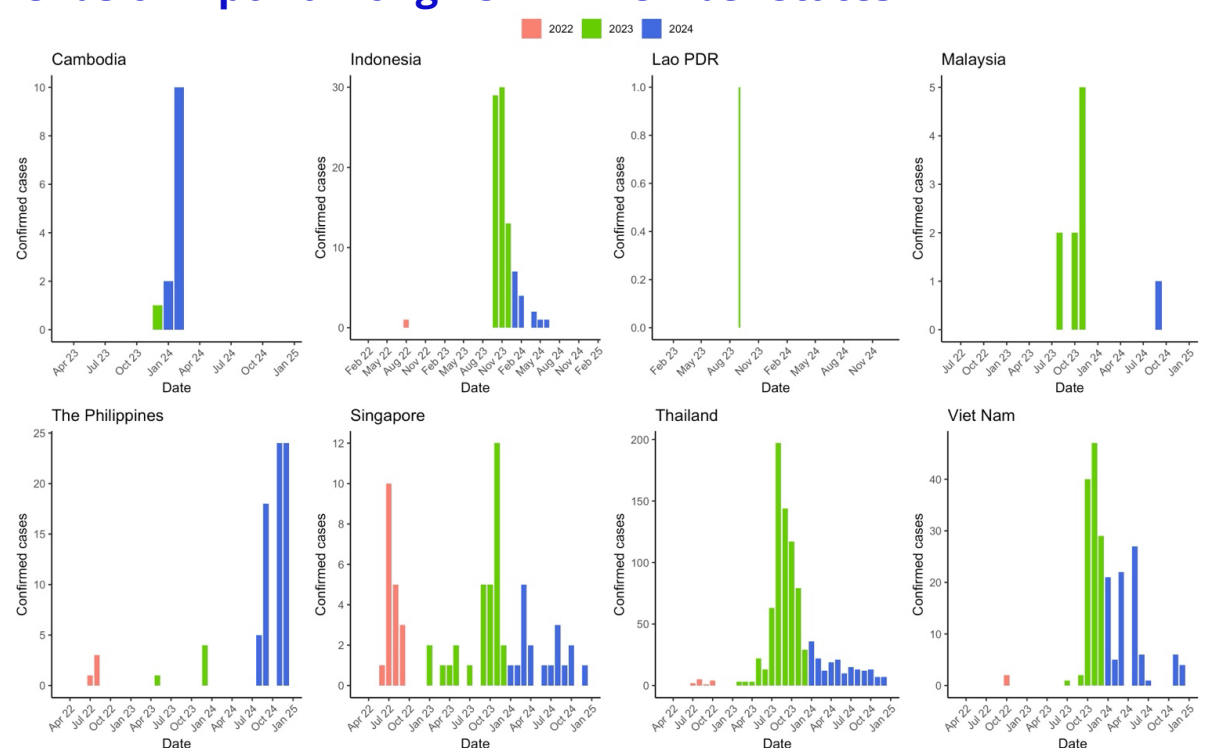


Figure 7. Trends of mpox cases among ASEAN member states, July 2022 to December 25, 2024