

ASEAN Biological Threats Surveillance Centre

Brief Summary Mpox Situation Report

GLOBAL & ASEAN REGION

July 24, 2025



With Support by:

Canada Korea Disease Control and Prevention Agency

GLOBAL

To date, 150,889 cases of mpox and 377 deaths (CFR=0.25%) have been reported across 137 countries globally with clade II as a dominant variant. Eighteen countries outside Africa have also reported severe clade Ib (Sweden, Thailand, India, Germany, the United Kingdom, the United States, Canada, Belgium, Oman, Pakistan, France, China, Qatar, the United Arab Emirates, Brazil, Switzerland, Australia and Italy).

Global Distribution of Mpox Variant(Clade)

Last updated July 24, 2025

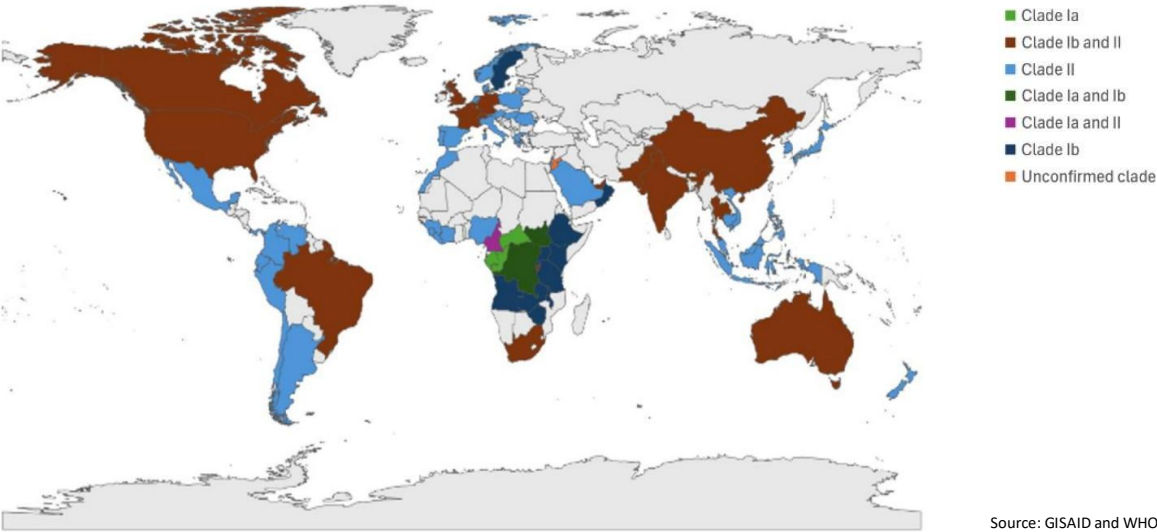


Figure 1. Global Distribution of Mpox Clade

Source: Our World in Data (<https://raw.githubusercontent.com/owid/monkeypox/main/owid-monkeypox-data.csv>)

AFRICA

As of July 24, 2025, The Democratic Republic of the Congo (DRC) has reported a total of 24,378 cases with 67 deaths (CFR=0.27%), predominantly clade Ib variant.

Distribution of Mpox Cases in African region

Last updated: July 24, 2025



Figure 2. Distribution of Mpox cases in African Countries, 2022-2025

Source: Our World in Data (<https://raw.githubusercontent.com/owid/monkeypox/main/owid-monkeypox-data.csv>)

Trends of mpox in African Countries

Weekly New Mpox Cases in African Countries as of July 24, 2025

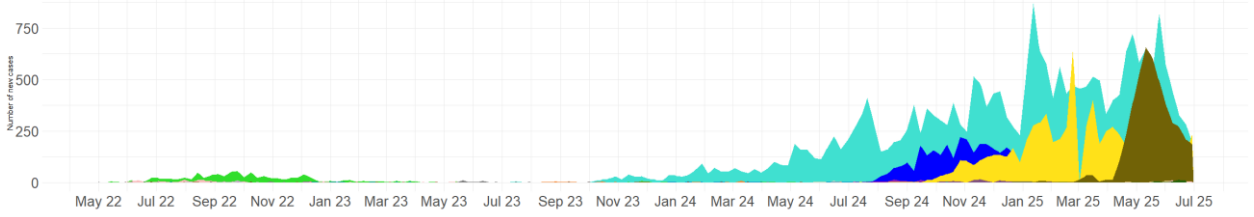


Figure 3. Weekly Trends of Mpox Cases among African Countries

Source: Our World in Data (<https://raw.githubusercontent.com/owid/monkeypox/main/owid-monkeypox-data.csv>)

Weekly trends of mpox in African Countries (2022-2025)

Weekly trends of New Mpox Cases in African Countries (2022-2025)

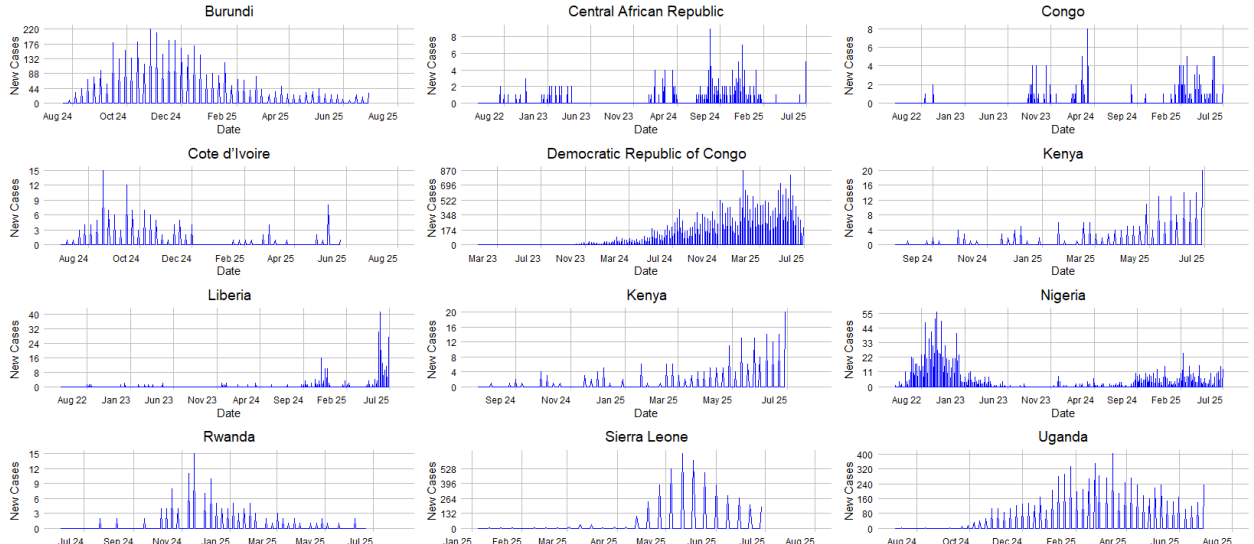


Figure 4. Weekly trends of Mpox Cases in African Countries (2022-2025)

Source: Our World in Data (<https://raw.githubusercontent.com/owid/monkeypox/main/owid-monkeypox-data.csv>)

ASEAN

A total of 1,426 confirmed cases, including 27 deaths (CFR=1.89%), has been reported in the region, with no new cases since the last update.

Distribution of Mpox Variant (Clade) in ASEAN and Neighbouring Countries and Areas

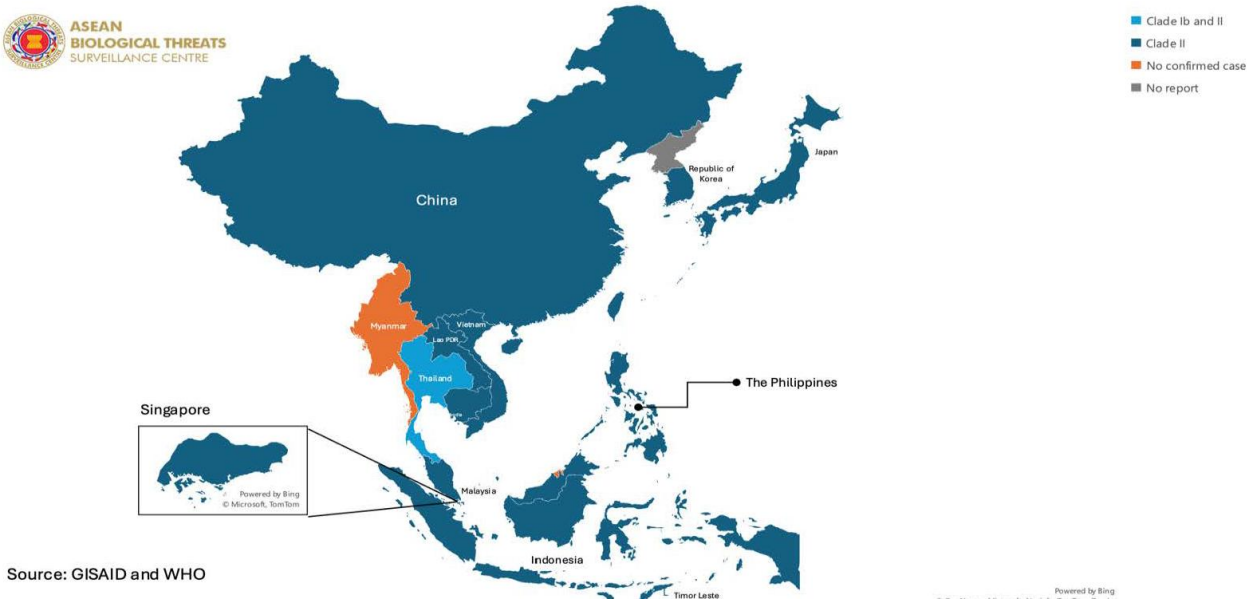


Figure 5. The distribution of mpox variants in ASEAN and Neighbouring Countries and Areas

Distribution of mpox cases in ASEAN Region 2023-2025

Table 1. Number of confirmed mpox cases and deaths in ASEAN

| ASEAN Member State | Cumulative Cases 2023-2025 | New Cases Since July 17 | Cumulative Deaths | New Deaths Since July 17 | CFR |
|--------------------------------|----------------------------|-------------------------|-------------------|--------------------------|-------|
| Brunei Darussalam ¹ | 0 | 0 | 0 | 0 | 0.00% |
| Cambodia ² | 20 | 0 | 0 | 0 | 0.00% |
| Indonesia ³ | 87 | 0 | 0 | 0 | 0.00% |
| Lao PDR ¹ | 1 | 0 | 0 | 0 | 0.00% |
| Malaysia ¹ | 15 | 0 | 0 | 0 | 0.00% |
| Myanmar ² | 0 | 0 | 0 | 0 | 0.00% |
| Philippines ¹ | 152 | 0 | 5 | 0 | 3.29% |
| Singapore ⁴ | 58 | 0 | 0 | 0 | 0.00% |
| Thailand ¹ | 884 | 0 | 13 | 0 | 1.47% |
| Viet Nam ¹ | 209 | 0 | 9 | 0 | 4.31% |
| ASEAN Total | 1,426 | 0 | 27 | 0 | 1.89% |

Source: ¹WHO Mpox Outbreak: Global Trends, ²Ministry of Health Cambodia, ³Ministry of Health Republic of Indonesia, ⁴Ministry of Health Singapore.

Trends of mpox in the ASEAN Region

Monthly Cases of Mpox among ASEAN countries as of July 24, 2025

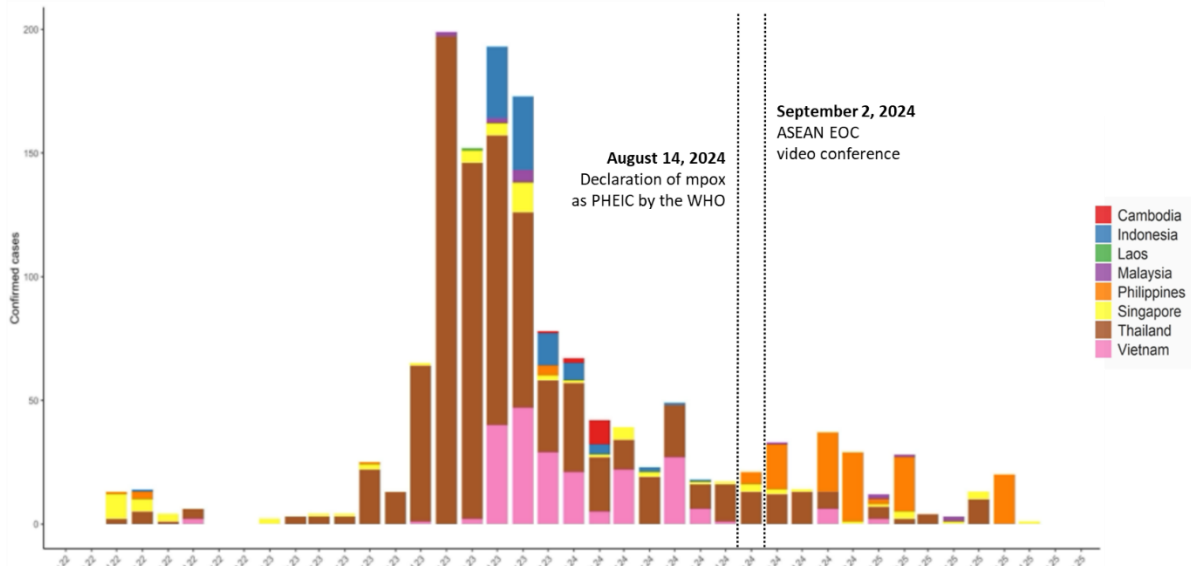


Figure 6. Trends of mpox cases in the ASEAN Region, July 2022 to July 24, 2025

Trends of mpox among ASEAN Member States

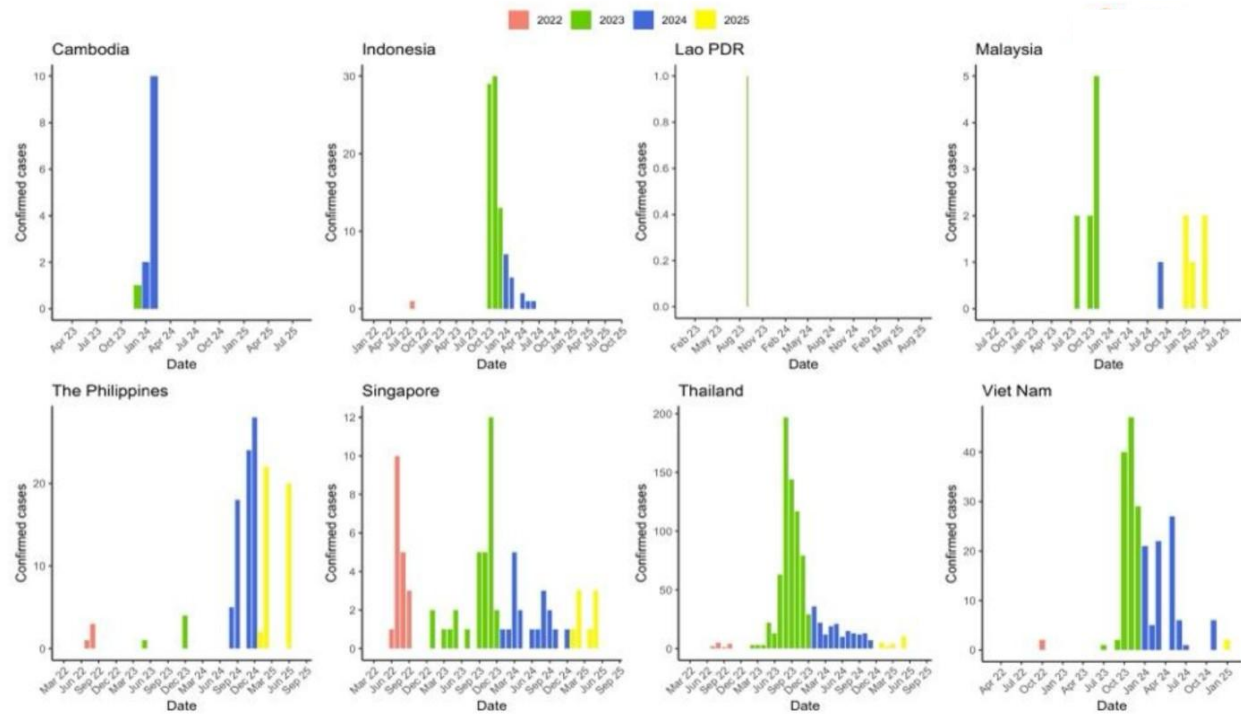


Figure 7. Trends of mpox cases among ASEAN member states, July 2022 to July 24, 2025