

ASEAN Biodiaspora Virtual Center Brief Summary Mpox Situation Report

GLOBAL & ASEAN REGION

January 23, 2025



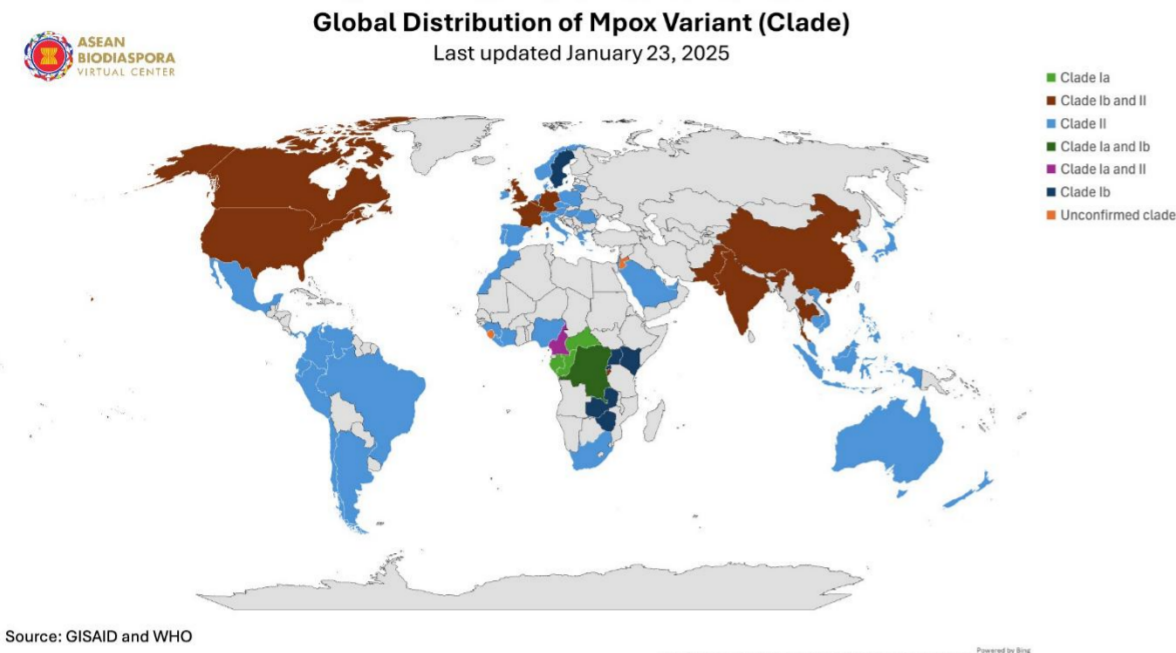
With Support by:
Canada, Korea Disease Control and Prevention Agency, bluedot

GLOBAL

To date, 118,367 cases of mpox and 268 deaths (CFR=0.23%) have been reported across 127 countries globally with clade II as a dominant variant. Nine countries outside Africa have also reported severe clade Ib (Sweden, Thailand, Germany, the United Kingdom, the United States, Canada, Belgium, France, and China).

ASEAN

A total of 1,279 confirmed cases, including 20 deaths (CFR=1.56%), have been reported in the region. There is no new confirmed case since the previous report.



Distribution of Mpox Variant (Clade) in ASEAN and Neighbouring Countries and Areas



Figure 5. The distribution of mpox variants in ASEAN and Neighbouring Countries and Areas

Global Distribution of Mpox Variant (Clade)
Last updated January 23, 2025

Distribution of mpox cases in ASEAN Region 2023-2025

Table 1. Number of confirmed mpox cases and deaths in ASEAN

ASEAN Member State	Cumulative Cases 2023-2025	New Cases Since January 9	Cumulative Deaths 2023-2025	New Deaths Since January 9	CFR
Brunei Darussalam ¹	0	0	0	0	0.00%
Cambodia ²	20	0	0	0	0.00%
Indonesia ³	87	0	0	0	0.00%
Lao PDR ¹	1	0	0	0	0.00%
Malaysia ¹	10	0	0	0	0.00%
Myanmar ¹	0	0	0	0	0.00%
Philippines ¹	52	0	1	0	1.92%
Singapore ⁴	49	0	0	0	0.00%
Thailand ¹	853	0	10	0	1.17%
Viet Nam ¹	207	0	9	0	4.35%
ASEAN Total	1,279	0	20	0	1.56%

Source: ¹WHO Mpox Outbreak: Global Trends, ²Ministry of Health Cambodia, ³Ministry of Health Republic of Indonesia, ⁴Ministry of Health Singapore.

AFRICA

As of January 23, 2025, The Democratic Republic of the Congo (DRC) has reported a total of 10,492 cases with 45 deaths (CFR=0.43%), predominantly clade Ib variant.

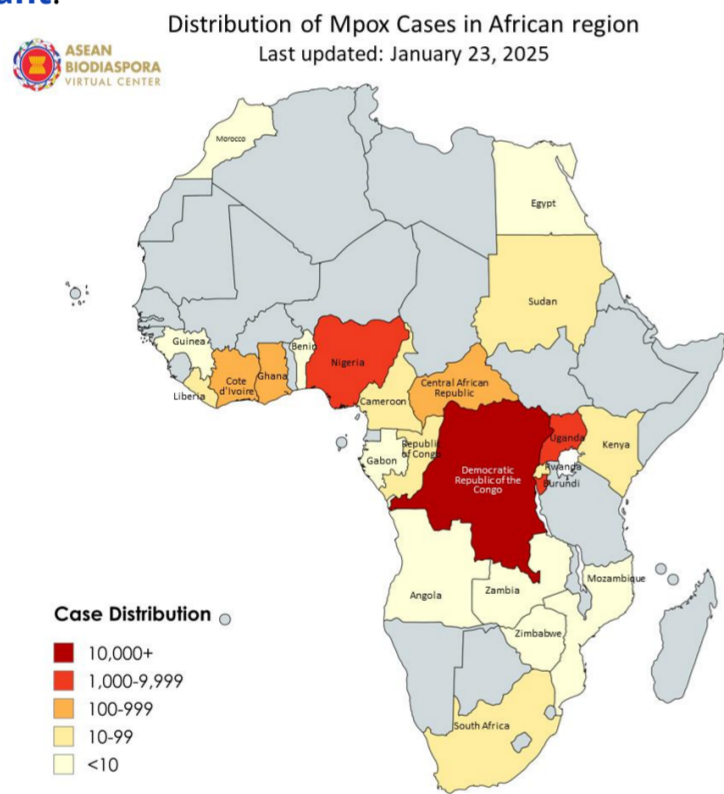


Figure 2. Distribution of Mpox cases in African Countries, 2022-2025

Source: Our World in Data (<https://raw.githubusercontent.com/owid/monkeypox/main/owid-monkeypox-data.csv>)

Trends of mpox in African Countries

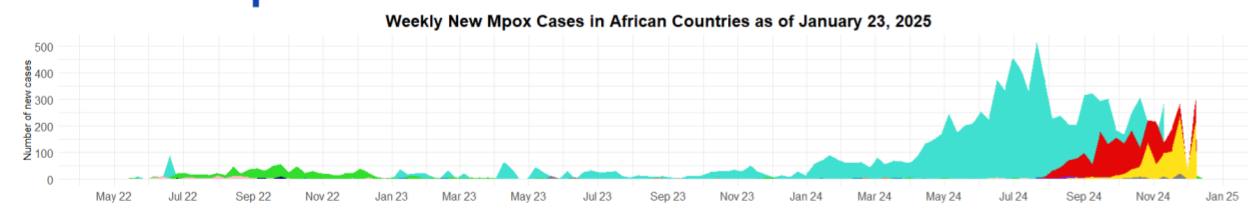


Figure 3. Weekly Trends of Mpox Cases among African Countries

Source: Our World in Data (<https://raw.githubusercontent.com/owid/monkeypox/main/owid-monkeypox-data.csv>)

Weekly trends of mpox in African Countries (2022-2025)

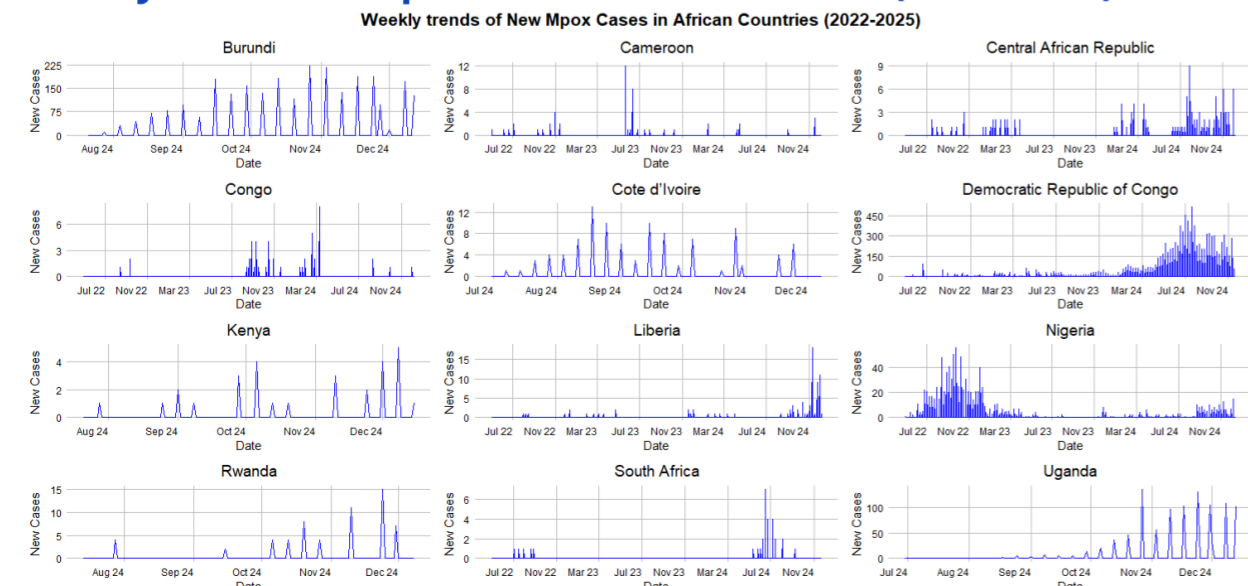


Figure 4. Weekly trends of Mpox Cases in African Countries (2022-2025)

Source: Our World in Data (<https://raw.githubusercontent.com/owid/monkeypox/main/owid-monkeypox-data.csv>)

Trends of mpox in the ASEAN Region

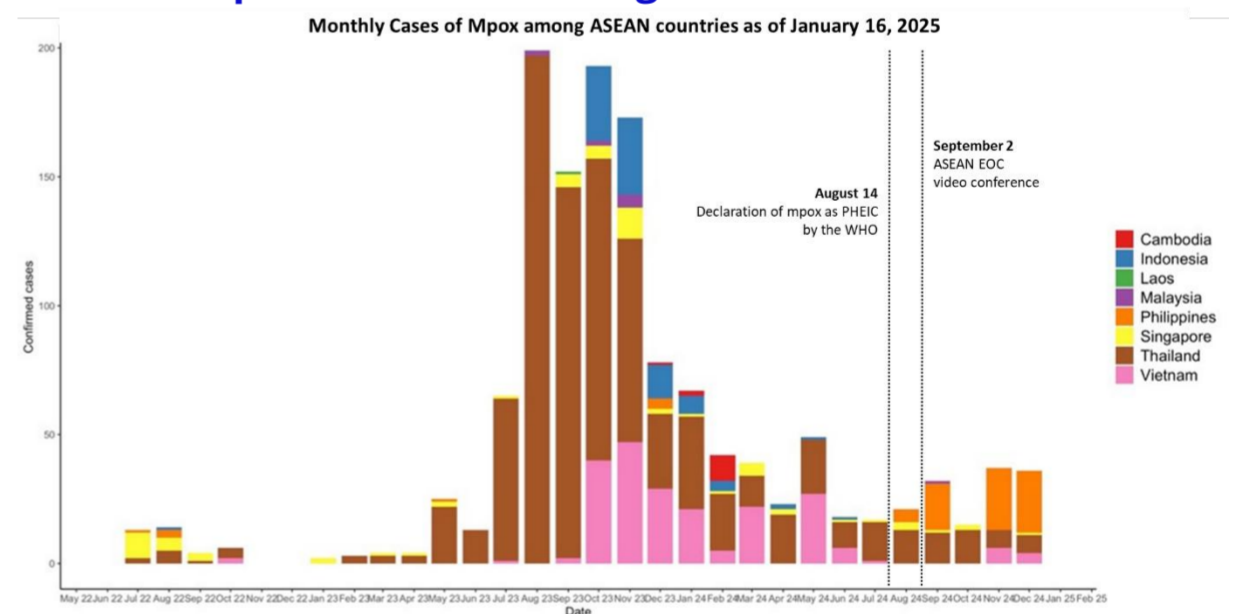


Figure 6. Trends of mpox cases in the ASEAN Region, July 2022 to January 23, 2025

Trends of mpox among ASEAN Member States

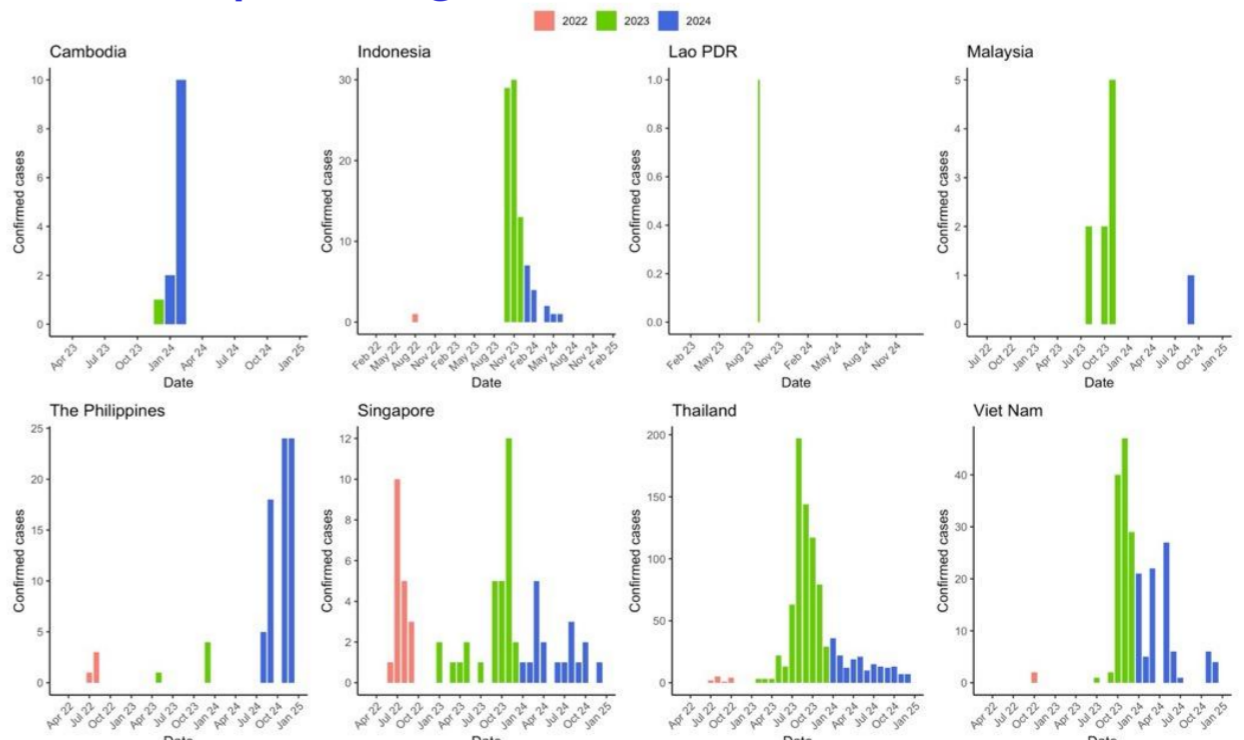


Figure 7. Trends of mpox cases among ASEAN member states, July 2022 to January 23, 2025