

ASEAN Biodiaspora Virtual Center Brief Summary Mpox Situation Report

GLOBAL & ASEAN REGION

October 14, 2024



With Support by:



GLOBAL

Clade II mpox remains the predominant variant globally. To date, 107,363 cases and 234 deaths (CFR=0.22%) have been reported from 124 countries.

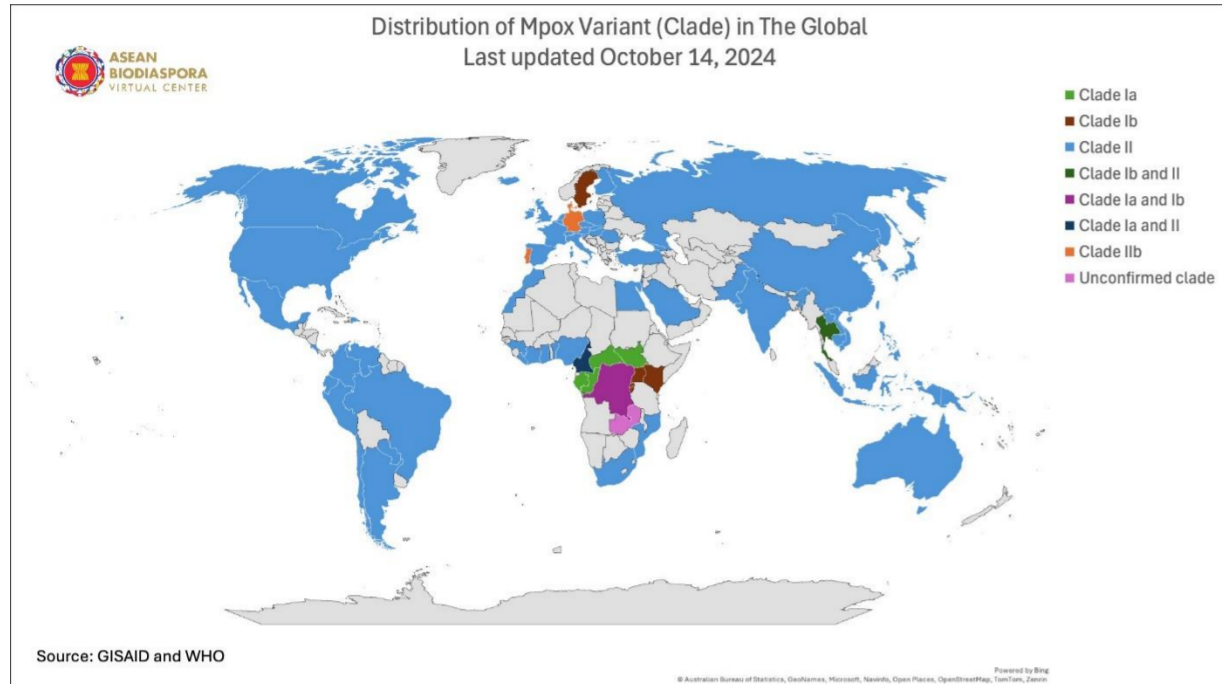


Figure 1. Global Distribution of Mpox Cases

Source: Our World in Data (<https://raw.githubusercontent.com/owid/monkeypox/main/owid-monkeypox-data.csv>)

ASEAN

A total of 1,200 confirmed cases, including 18 deaths (CFR=1.52%), have been reported. One case of the Ib clade was reported in Thailand. There have been no additional confirmed cases of clade II mpox since the previous report on October 11, 2024.

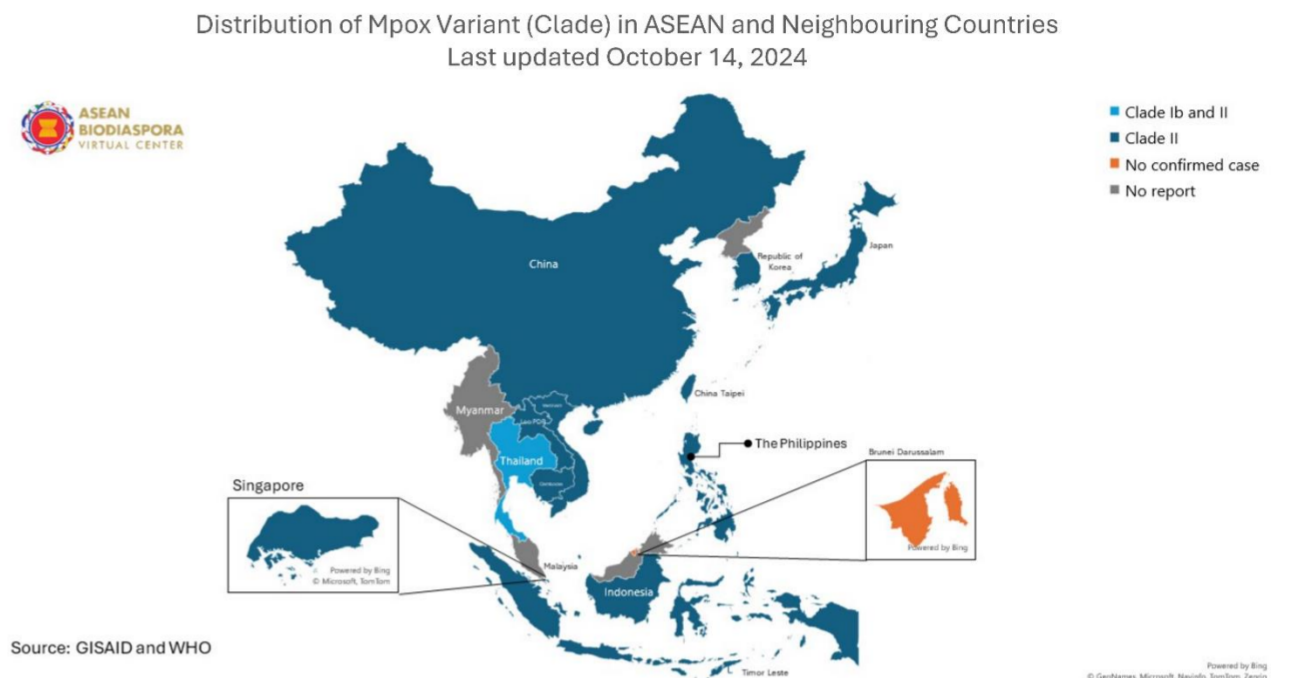


Figure 5. The distribution of mpox cases in the ASEAN region

AFRICA

As of October 14, The Democratic Republic of the Congo (DRC) has reported a total of 6,644 cases with 27 deaths (CFR=0.41%), predominantly clade Ib variant. Following the receipt of 265,000 vaccine doses, vaccination began on October 5, targeting frontline health workers and vulnerable groups.

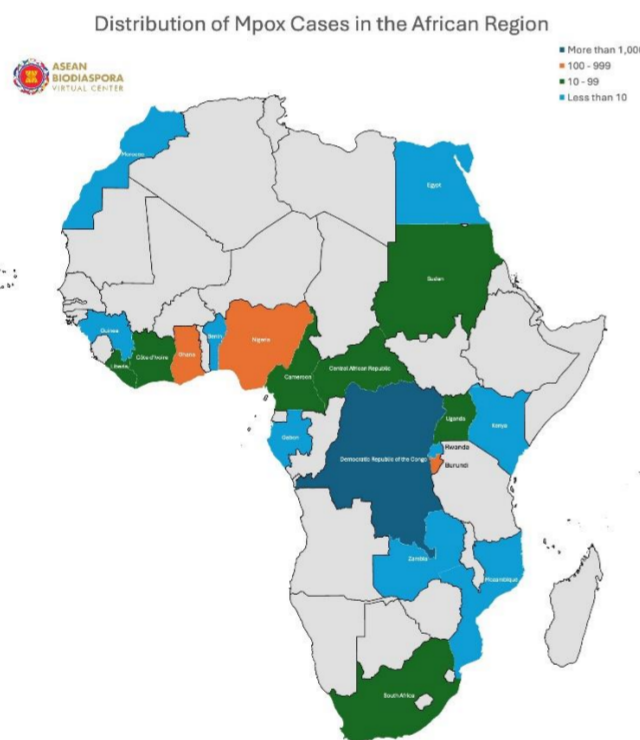


Figure 2. Distribution of Mpox cases in African Countries, 2022-2024

Source: Our World in Data (<https://raw.githubusercontent.com/owid/monkeypox/main/owid-monkeypox-data.csv>)

Trends of mpox in African Countries

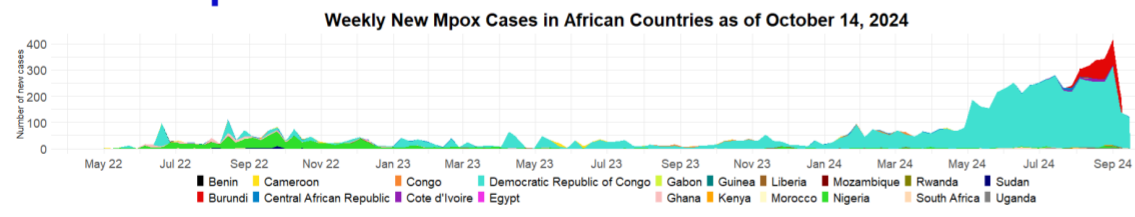


Figure 3. Weekly Trends of Mpox Cases among African Countries

Source: Our World in Data (<https://raw.githubusercontent.com/owid/monkeypox/main/owid-monkeypox-data.csv>)

Weekly trends of mpox in African Countries (2022-2024)

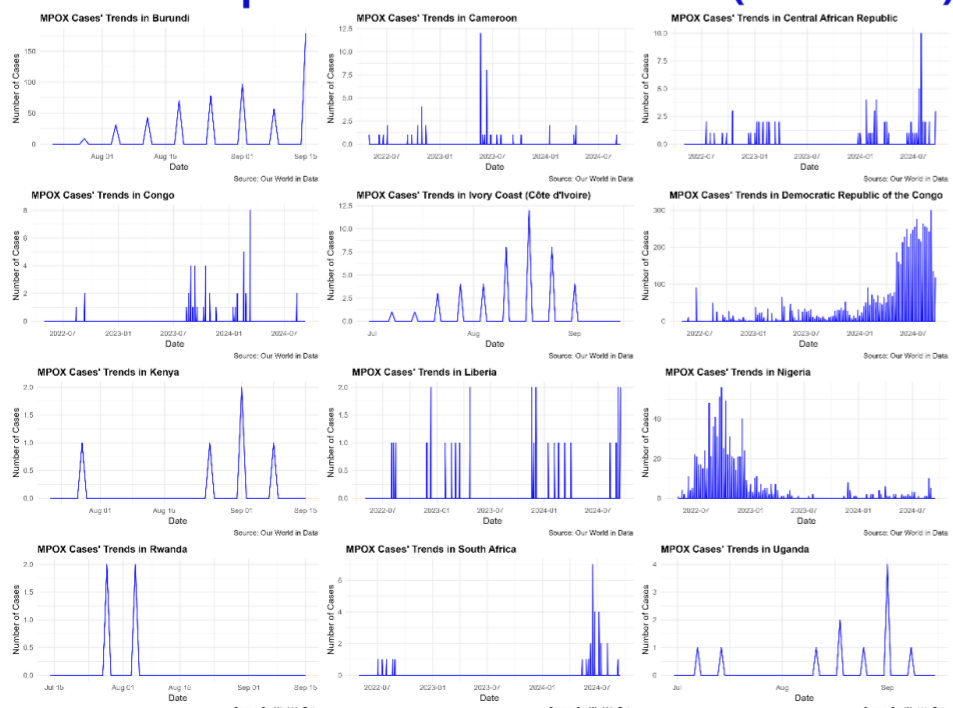


Figure 4. Weekly trends of Mpox Cases in African Countries (2022-2024)

Source: Our World in Data (<https://raw.githubusercontent.com/owid/monkeypox/main/owid-monkeypox-data.csv>)

Distribution of mpox cases in ASEAN Region 2023-2024

Table 1. Number of confirmed mpox cases and deaths in ASEAN

ASEAN Member State	Cumulative Cases 2023-2024	New Cases Since October 11	Cumulative Deaths 2023-2024	New Deaths Since October 11	CFR
Brunei Darussalam ¹	0	0	0	0	0.00%
Cambodia ²	20	0	0	0	0.00%
Indonesia ³	87	0	0	0	0.00%
Lao PDR ⁴	1	0	0	0	0.00%
Malaysia ⁴	10	0	0	0	0.00%
Myanmar ⁴	0	0	0	0	0.00%
Philippines ⁵	13	0	0	0	0.00%
Singapore ⁶	47	0	0	0	0.00%
Thailand ⁴	821	0	10	0	1.22%
Viet Nam ⁴	201	0	8	0	3.98%
ASEAN Total	1,200	0	18	0	1.52%

Source: ¹Ministry of Health Brunei Darussalam, ²Ministry of Health Cambodia, ³Ministry of Health Republic of Indonesia, ⁴Our World in Data, ⁵Department of Health Philippines, ⁶Ministry of Health Singapore.

Trends of mpox in the ASEAN Region

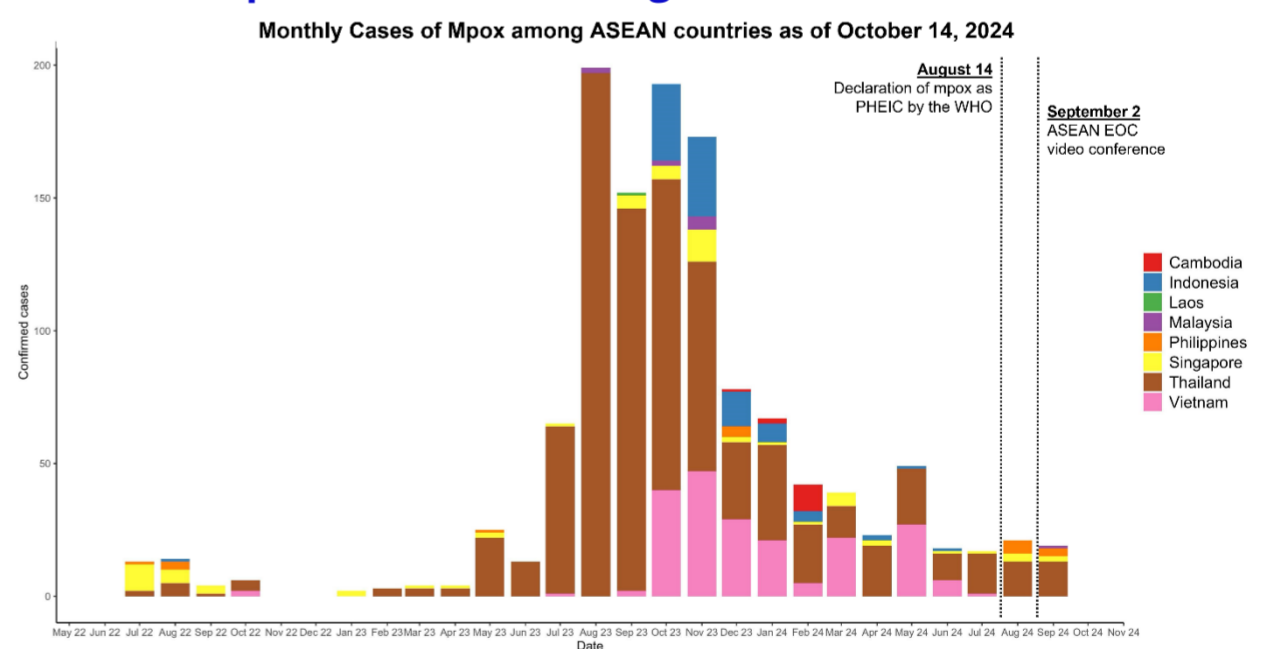


Figure 6. Trends of mpox in the ASEAN Region, July 2022 to October 14, 2024

Trends of mpox among ASEAN Member States

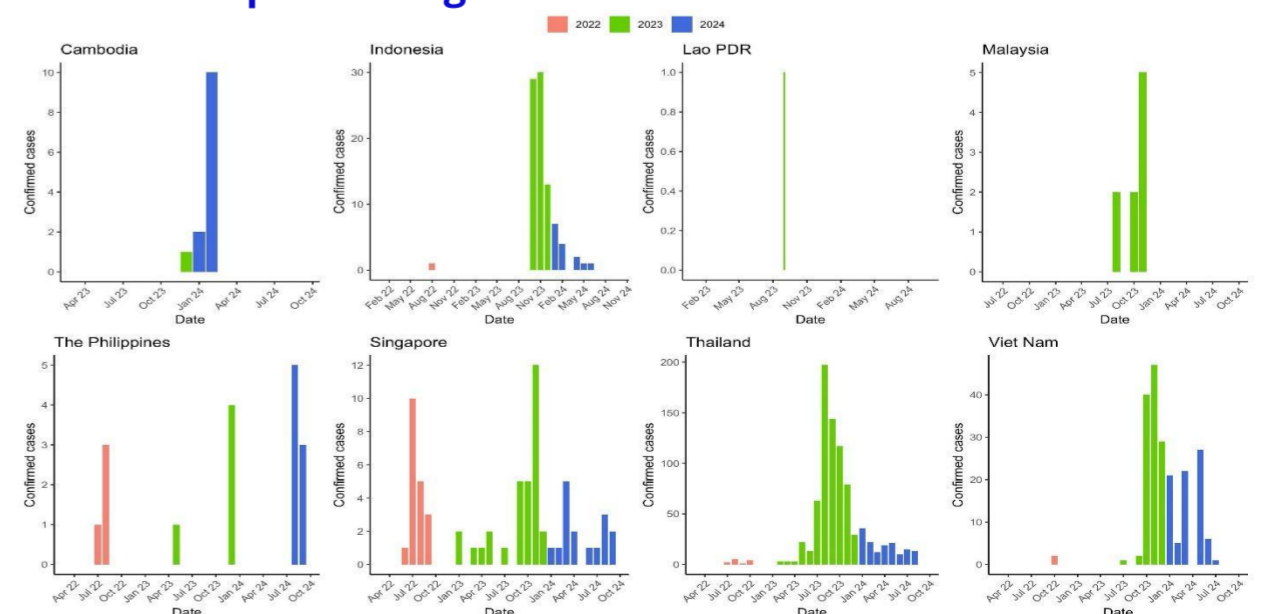


Figure 7. Trends of mpox among ASEAN member states, July 2022 to October 14, 2024