

# ASEAN Biodiaspora Virtual Center Brief Summary Mpox Situation Report

## GLOBAL & ASEAN REGION

April 10, 2025



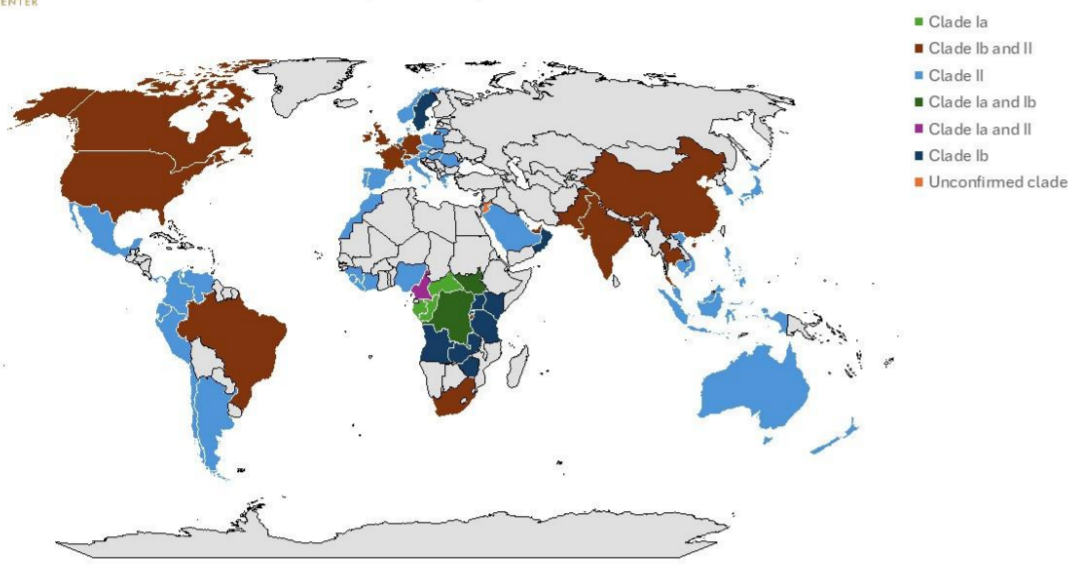
With Support by:  
Canada Korea Disease Control and Prevention Agency

### GLOBAL

To date, 127,632 cases of mpox and 307 deaths (CFR=0.24%) have been reported across 131 countries globally with clade II as a dominant variant. Sixteen countries outside Africa have also reported severe clade Ib (Sweden, Thailand, India, Germany, the United Kingdom, the United States, Canada, Belgium, Oman, Pakistan, France, China, Ireland, Qatar, the United Arab Emirates, and Brazil).



Distribution of Mpox Variant (Clade) in The Global  
Last updated April 10, 2025



Source: GISAIID and WHO

Figure 1. Global Distribution of Mpox Clade

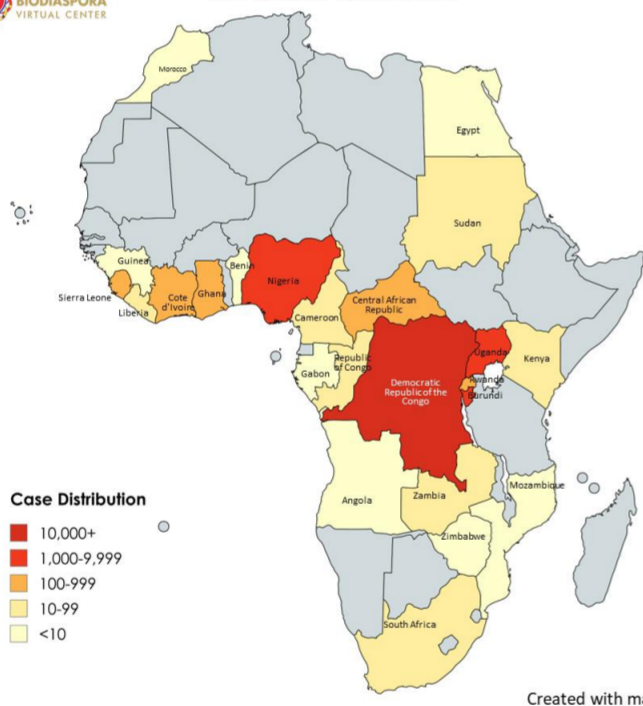
Source: Our World in Data (<https://raw.githubusercontent.com/owid/monkeypox/main/owid-monkeypox-data.csv>)

### AFRICA

As of April 10, 2025, The Democratic Republic of the Congo (DRC) has reported a total of 13,171 cases with 49 deaths (CFR=0.37%), predominantly clade Ib variant.



Distribution of Mpox Cases in African region  
Last updated: April 10, 2025



Created with mapchart.net

Figure 2. Distribution of Mpox cases in African Countries, 2022-2025

Source: Our World in Data (<https://raw.githubusercontent.com/owid/monkeypox/main/owid-monkeypox-data.csv>)

### Trends of mpox in African Countries

Weekly New Mpox Cases in African Countries as of April 10, 2025

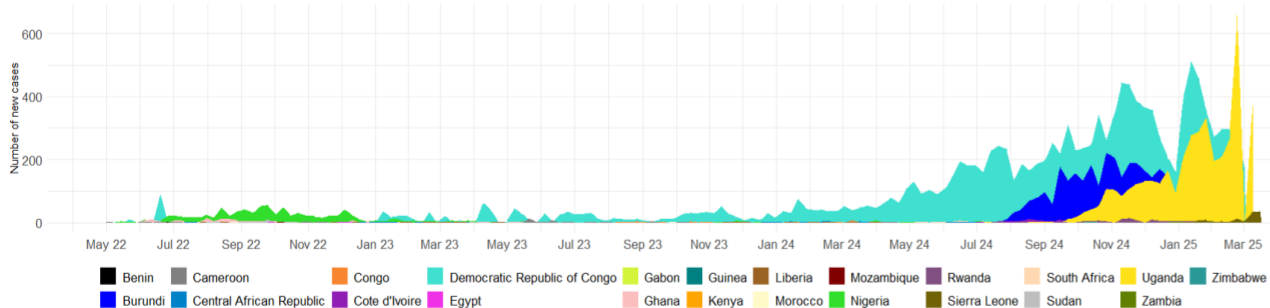


Figure 3. Weekly Trends of Mpox Cases among African Countries

Source: Our World in Data (<https://raw.githubusercontent.com/owid/monkeypox/main/owid-monkeypox-data.csv>)

### Weekly trends of mpox in African Countries (2022-2025)

Weekly trends of New Mpox Cases in African Countries (2022-2025)

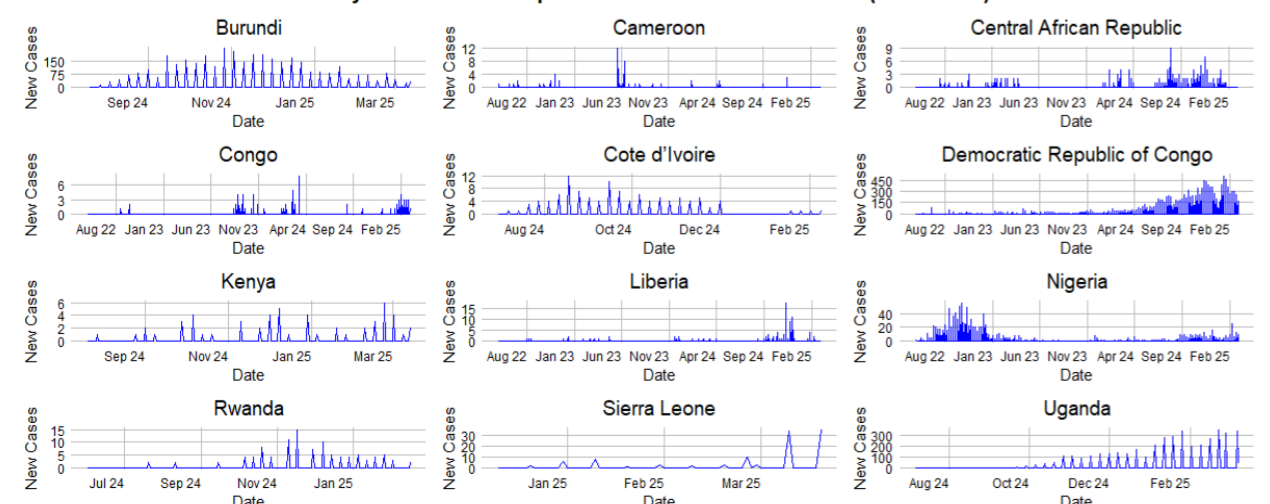


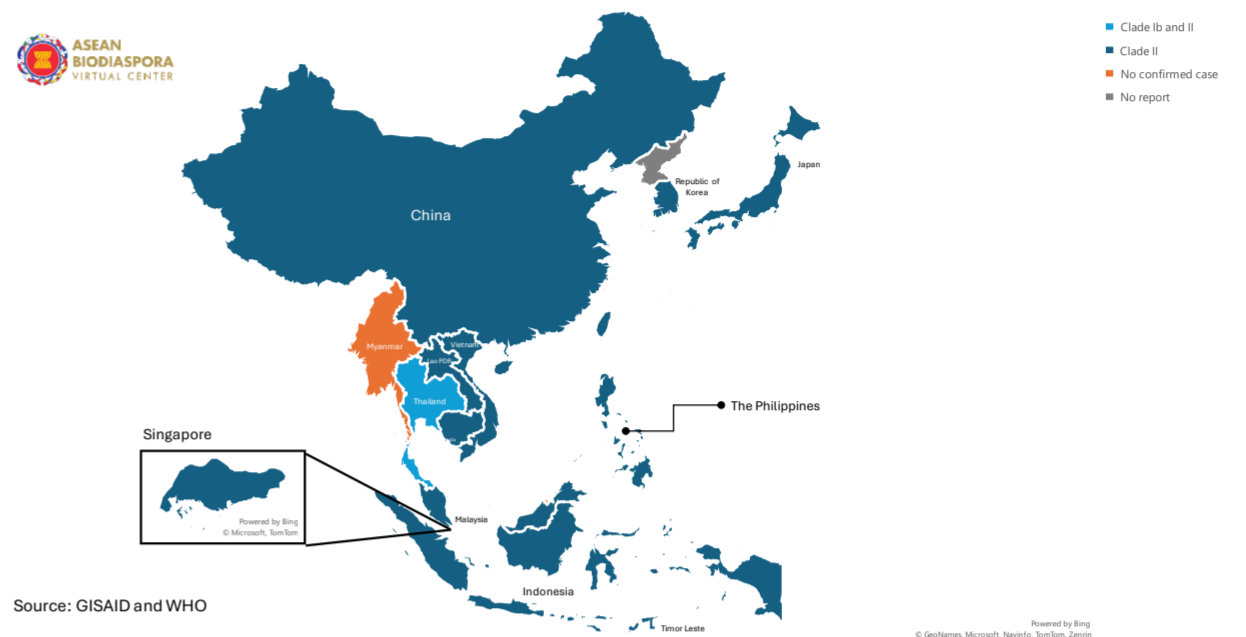
Figure 4. Weekly trends of Mpox Cases in African Countries (2022-2025)

Source: Our World in Data (<https://raw.githubusercontent.com/owid/monkeypox/main/owid-monkeypox-data.csv>)

### ASEAN

A total of 1,346 confirmed cases, including 26 deaths (CFR=1.71%), has been reported in the region. No cases have been confirmed since the previous report.

Distribution of Mpox Variant (Clade) in ASEAN and Neighbouring Countries and Areas



Source: GISAIID and WHO

Powered by Bing © GeoNames, Microsoft, NavInfo, TomTom, Zennaro

Figure 5. The distribution of mpox variants in ASEAN and Neighbouring Countries and Areas

### Distribution of mpox cases in ASEAN Region 2023-2025

Table 1. Number of confirmed mpox cases and deaths in ASEAN

ASEAN Member State	Cumulative Cases 2023-2025	New Cases Since April 3	Cumulative Deaths 2023-2025	New Deaths Since April 3	CFR
Brunei Darussalam <sup>1</sup>	0	0	0	0	0.00%
Cambodia <sup>2</sup>	20	0	0	0	0.00%
Indonesia <sup>3</sup>	87	0	0	0	0.00%
Lao PDR <sup>1</sup>	1	0	0	0	0.00%
Malaysia <sup>1</sup>	12	0	0	0	0.00%
Myanmar <sup>1</sup>	0	0	0	0	0.00%
Philippines <sup>1</sup>	104	0	4	0	3.85%
Singapore <sup>4</sup>	53	0	0	0	0.00%
Thailand <sup>1</sup>	860	0	13	0	1.51%
Viet Nam <sup>1</sup>	209	0	9	0	4.31%
<b>ASEAN Total</b>	<b>1,346</b>	<b>0</b>	<b>26</b>	<b>0</b>	<b>1.93%</b>

Source: <sup>1</sup>WHO Mpox Outbreak: Global Trends, <sup>2</sup>Ministry of Health Cambodia, <sup>3</sup>Ministry of Health Republic of Indonesia, <sup>4</sup>Ministry of Health Singapore.

### Trends of mpox in the ASEAN Region

Monthly Cases of Mpox among ASEAN countries as of April 10, 2025

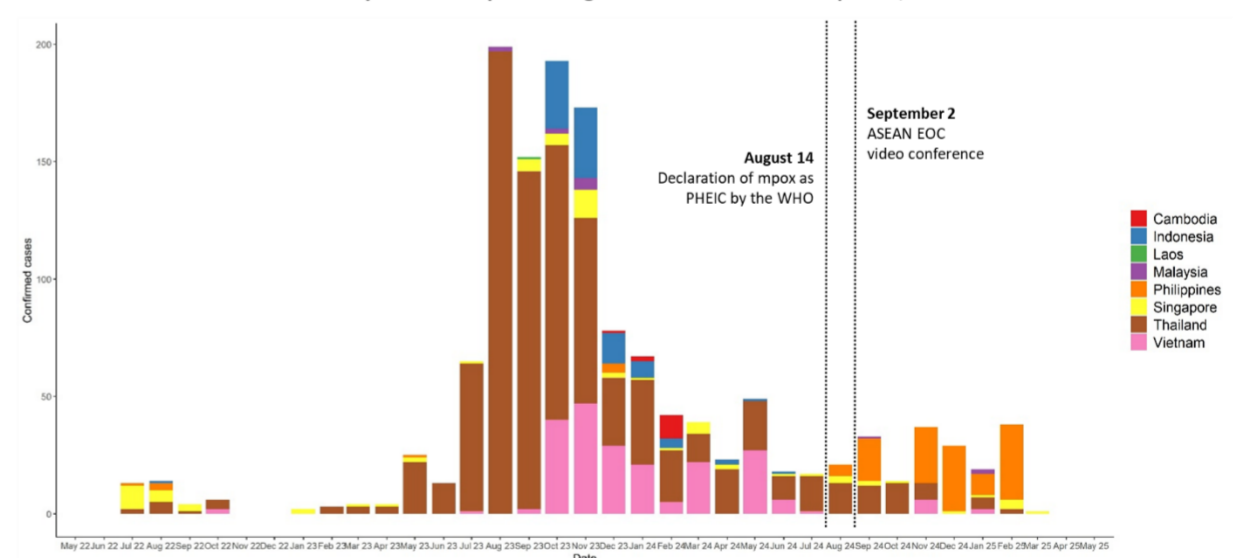


Figure 6. Trends of mpox cases in the ASEAN Region, July 2022 to April 10, 2025

### Trends of mpox among ASEAN Member States

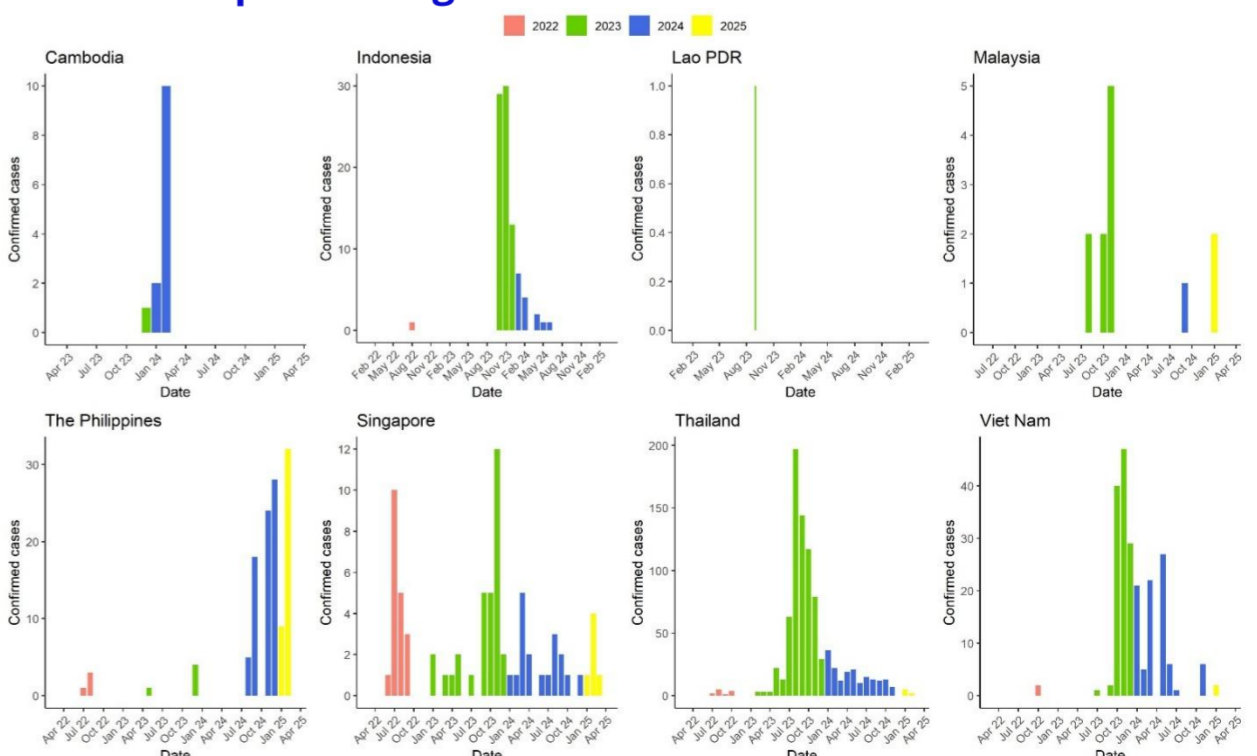


Figure 7. Trends of mpox cases among ASEAN member states, July 2022 to April 10, 2025