

ASEAN Biodiaspora Virtual Center Brief Summary Mpox Situation Report

GLOBAL & ASEAN REGION

January 9, 2025

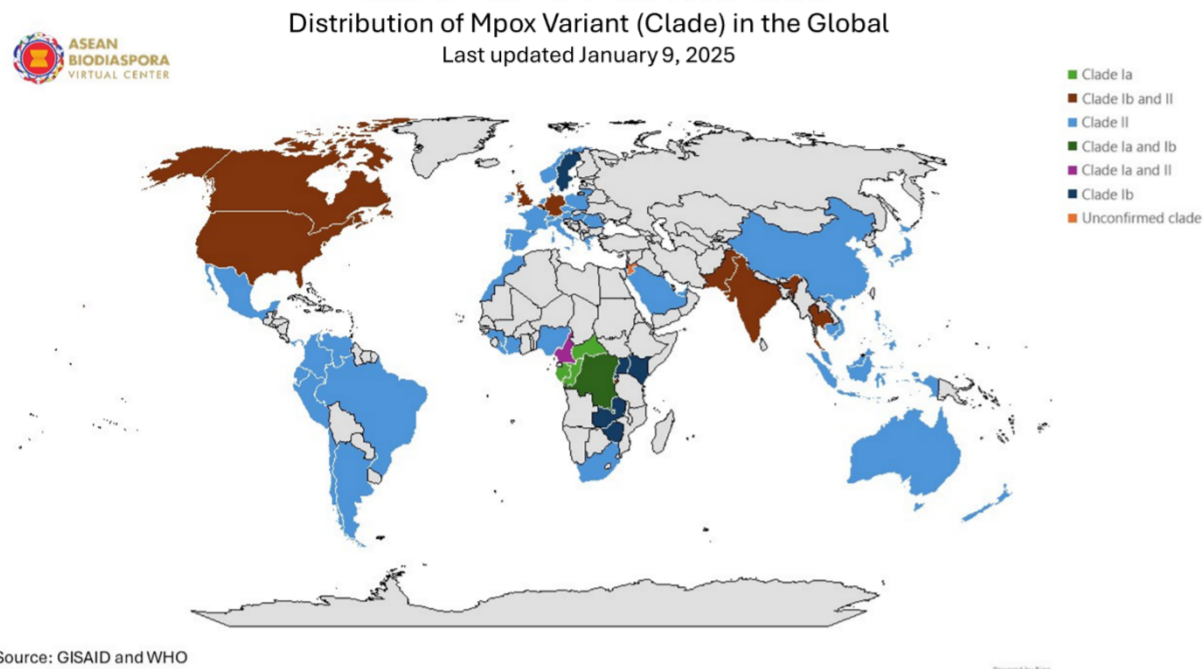


With Support by:



GLOBAL

To date, 118,367 cases of mpox and 268 deaths (CFR=0.23%) have been reported across 127 countries globally with clade II as a dominant variant. Eight countries outside Africa have also reported severe clade Ib (Sweden, Thailand, Germany, the United Kingdom, the United States, Canada, Belgium, and France).



Distribution of Mpox Variant (Clade) in the Global
Last updated January 9, 2025

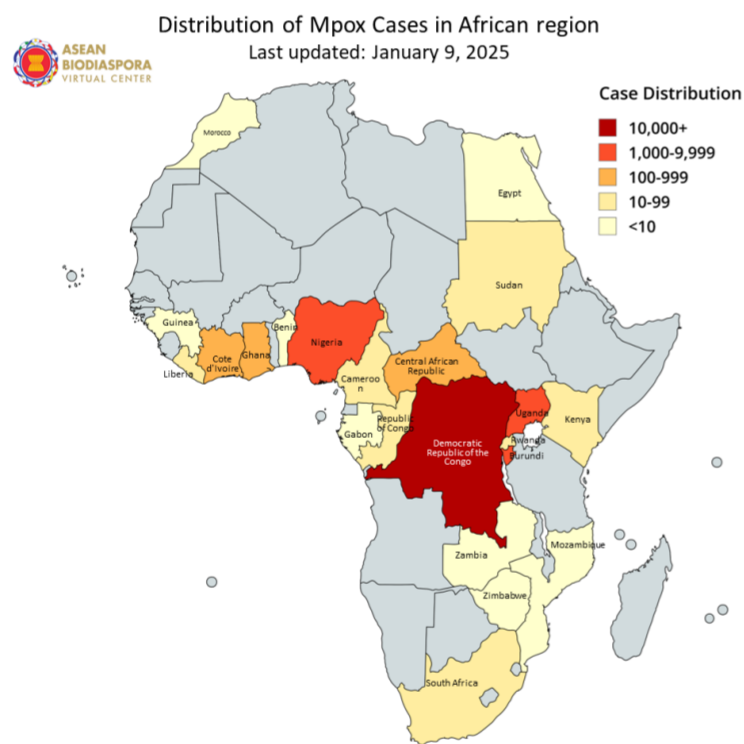
Source: GISAI and WHO

Figure 1. Global Distribution of Mpox Clade

Source: Our World in Data (<https://raw.githubusercontent.com/owid/monkeypox/main/owid-monkeypox-data.csv>)

AFRICA

As of January 9, 2025, The Democratic Republic of the Congo (DRC) has reported a total of 10,492 cases with 45 deaths (CFR=0.43%), predominantly clade Ib variant.



Distribution of Mpox Cases in African region
Last updated: January 9, 2025

Figure 2. Distribution of Mpox cases in African Countries, 2022-2025

Source: Our World in Data (<https://raw.githubusercontent.com/owid/monkeypox/main/owid-monkeypox-data.csv>)

Trends of mpox in African Countries

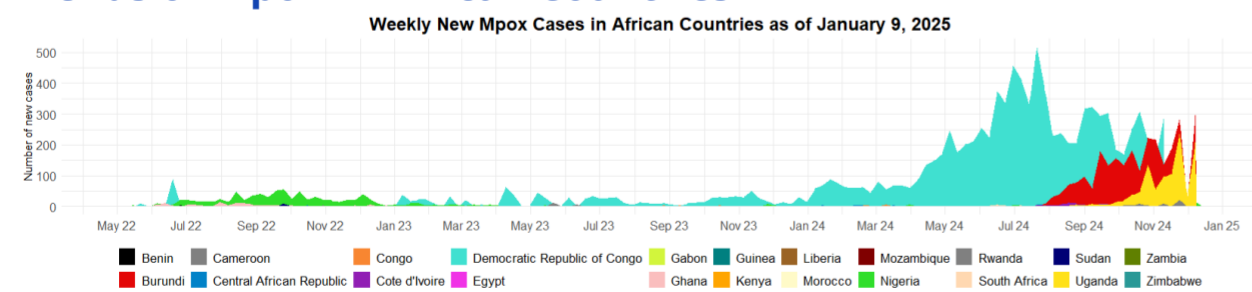


Figure 3. Weekly Trends of Mpox Cases among African Countries

Source: Our World in Data (<https://raw.githubusercontent.com/owid/monkeypox/main/owid-monkeypox-data.csv>)

Weekly trends of mpox in African Countries (2022-2025)

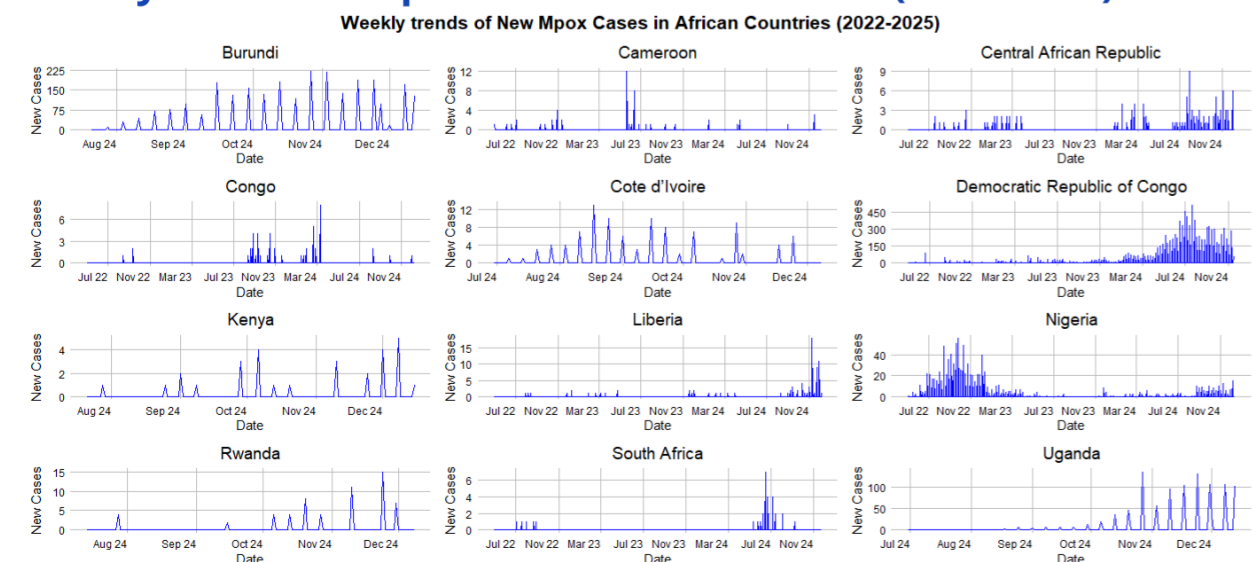


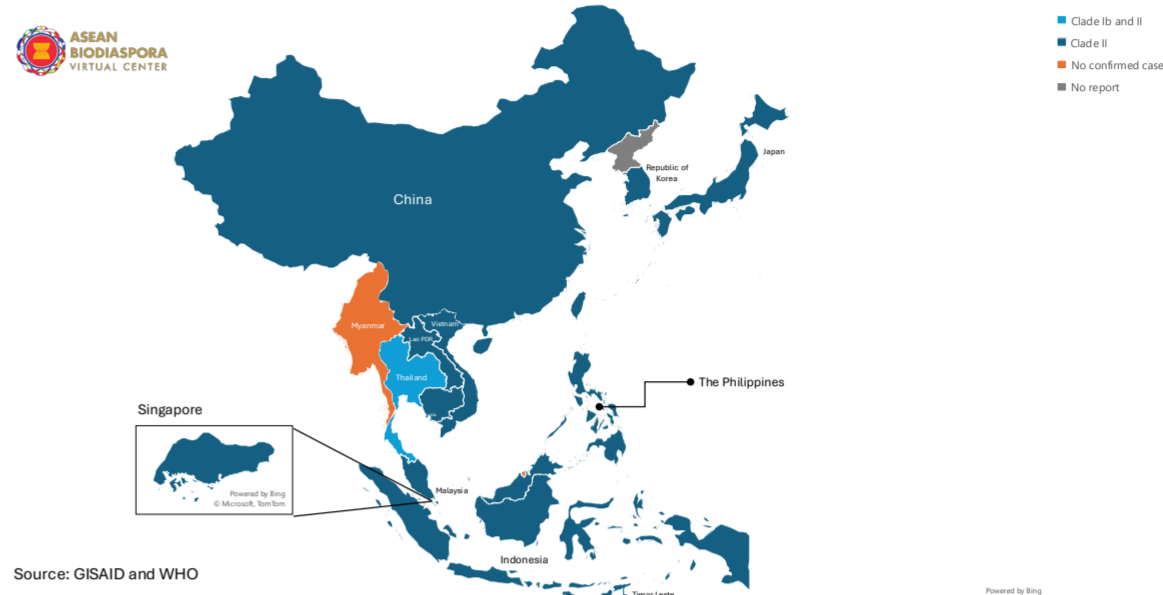
Figure 4. Weekly trends of Mpox Cases in African Countries (2022-2025)

Source: Our World in Data (<https://raw.githubusercontent.com/owid/monkeypox/main/owid-monkeypox-data.csv>)

ASEAN

A total of 1,279 confirmed cases, including 20 deaths (CFR=1.56%), have been reported in the region. There is no new confirmed case since the previous report on January 1, 2025.

Distribution of Mpox Variant (Clade) in ASEAN and Neighbouring Countries and Areas



Source: GISAI and WHO

Figure 5. The distribution of mpox variants in ASEAN and Neighbouring Countries and Areas

Distribution of mpox cases in ASEAN Region 2023-2025

Table 1. Number of confirmed mpox cases and deaths in ASEAN

ASEAN Member State	Cumulative Cases 2023-2025	New Cases Since January 1	Cumulative Deaths 2023-2025	New Deaths Since January 1	CFR
Brunei Darussalam ¹	0	0	0	0	0.00%
Cambodia ²	20	0	0	0	0.00%
Indonesia ³	87	0	0	0	0.00%
Lao PDR ⁴	1	0	0	0	0.00%
Malaysia ⁴	10	0	0	0	0.00%
Myanmar ⁴	0	0	0	0	0.00%
Philippines ⁵	52	0	1	0	1.92%
Singapore ⁶	49	0	0	0	0.00%
Thailand ⁴	853	0	10	0	1.17%
Viet Nam ⁴	207	0	9	0	4.35%
ASEAN Total	1,279	0	20	0	1.56%

Source: ¹Ministry of Health Brunei Darussalam, ²Ministry of Health Cambodia, ³Ministry of Health Republic of Indonesia, ⁴Our World in Data, ⁵Department of Health Philippines, ⁶Ministry of Health Singapore.

Trends of mpox in the ASEAN Region

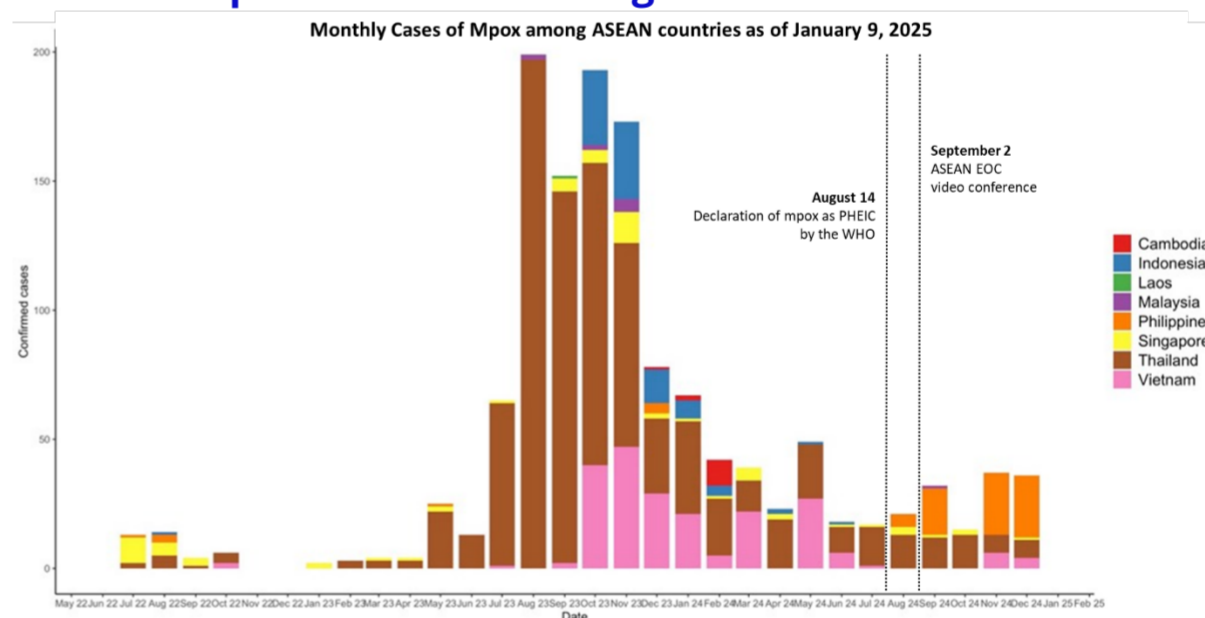


Figure 6. Trends of mpox cases in the ASEAN Region, July 2022 to January 9, 2025

Trends of mpox among ASEAN Member States

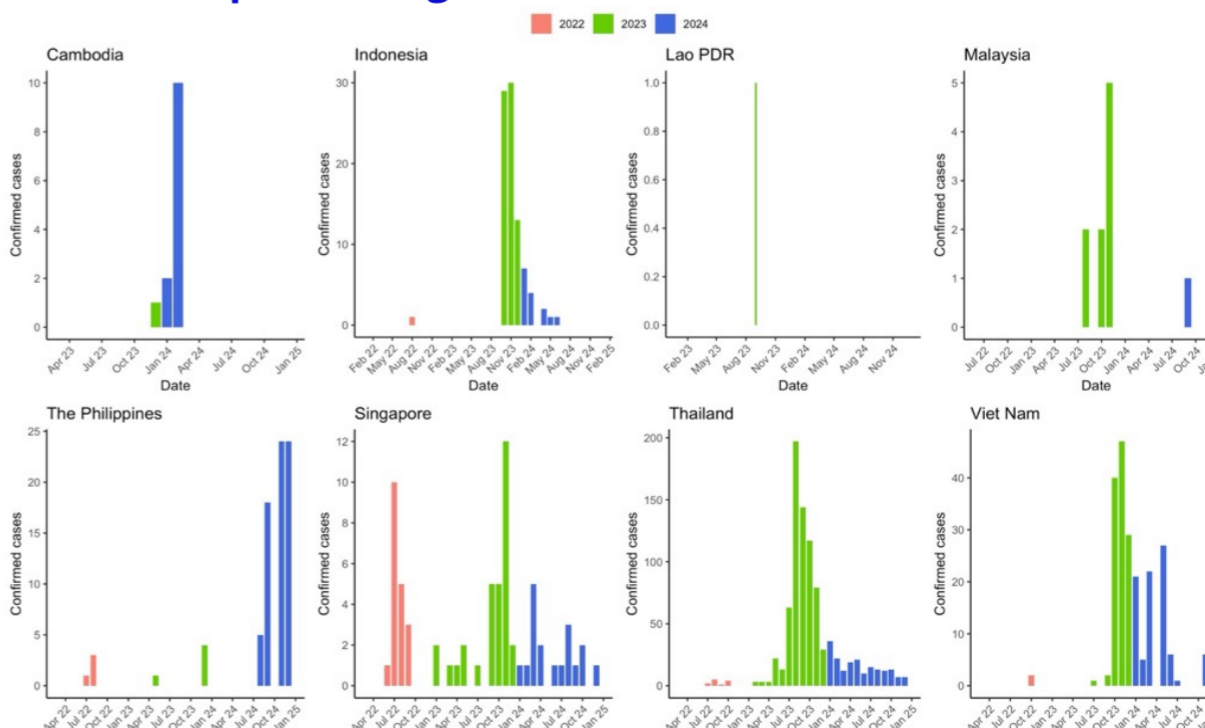


Figure 7. Trends of mpox cases among ASEAN member states, July 2022 to January 9, 2025