

COVID-19 and Mpox

Situational Report in the ASEAN Region

—— ASEAN BioDiaspora Virtual Center (ABVC)



ASSOCIATION OF SOUTHEAST ASIAN NATIONS



ASEAN BIODIASPORA VIRTUAL CENTER (ABVC)



MINISTRY OF HEALTH
REPUBLIC OF INDONESIA

GLOBAL PARTNERS





Table of Contents

COVID-19	1
Highlights and Situation Overview	1
Global Update	1
Regional Update	1
Research Update	2
Travel Update	3
COVID-19 Cases and Deaths Table	5
COVID-19 Cases in ASEAN Region Table	5
COVID-19 Cases in Asia-Pacific Region Table	5
Epi curve Among ASEAN Countries	7
ASEAN Weekly New Cases and New Deaths	8
Vaccination Status in ASEAN	9
ASEAN Outlook Assessment	10
Mpox	11
Map of Mpox Cases Globally	11
Mpox Daily Trend Globally	12
Highlights and Situation Overview	13
Mpox Cases in ASEAN Region Table	13
Mpox Cases in Asia-Pacific Region Table	13
Top 5 Countries with Most Mpox Cases Globally	13
Mpox Cases per Region	14
Vaccine Update	14
References	15



COVID-19: Highlights and Situation Overview

Global Update

- **Worldwide**, there have been over 656 million cases and over 6 million deaths attributed to COVID-19.
- **US CDC:** According to the US Centers for Disease Control and Prevention (CDC) in its weekly data summary published on January 6, most of the nation's COVID-19 indicators are on the rise after the holidays, with the Omicron XBB.1.5 subvariant spreading quickly. According to the report, 628 (19.5%) counties, districts, or territories have a high COVID-19 Community Level, 1,351 (41.9%) with a medium Community Level, and 1,241 (38.5%) with a low Community Level. Compared with last week, the number of counties, districts, or territories in the high level increased by 10.6%, in the medium level increased by 1.8%, and in the low level decreased by 12.4%. Furthermore, according to CDC's Nowcast projections, estimated the proportion of lineages designated as Omicron with estimates above 1%: BA.5—and three of its sublineages (BQ.1, BQ.1.1, and BF.7) and BA.2 sublineages BA.2.75, BN.1, XBB, a recombinant of two BA.2 sublineages, and the XBB sublineage, XBB.1.5. The most prevalent Omicron lineages are BQ.1.1, projected to be 34.4%; XBB.1.5, projected to be 27.6% and BQ.1, projected to be 21.4%. XBB, BA.5, BN.1, BF.7, and BA.2.75 are all projected to be between 1% and 5% of circulating viruses.
- **South Africa** has identified its first case of COVID-19 infection caused by the XBB.1.5 variant. The variant was discovered in gene sequencing carried out by researchers at Stellenbosch University from a December 27 sample.
- **ECDC:** In the update on SARS-CoV-2 variants variant update of the European Centre for Disease Control and Prevention (ECDC) on January 5, XBB.1.5 is estimated to have a large growth advantage over previously circulating lineages in the United States (139%) and Europe (137%), though it included a caveat that the estimates are uncertain.³ The ECDC said it's not certain that XBB.1.5 will become dominant in the European region, because North America and Europe have seen differences in variant circulation several times during the pandemic.³ The report showed that the growth advantage is likely due to already high levels of immune escape, combined with a mutation in the spike that could give the subvariant a transmissibility advantage, more immune escape, or both.³ Currently, there is not enough data to assess changes in disease severity.³ ECDC said that XBB.1.5 could fuel increases in Europe, but probably not in January, due to very low levels of the subvariant in the region.³ [\[Full Report\]](#)

Regional Update

- **Cambodia's** active COVID case total rose for the first time in 2023, as Prime Minister Hun Sen cautioned Cambodians of COVID variant XBB.1.5 - the most transmissible with the 'recombinant' new strain of Omicron called "Kraken".¹ [\[Full Article\]](#)
- **Indonesia:** Following the elimination of all remaining pandemic health restrictions at the end of last year, the government intends to devote its attention and resources to modernizing the country's healthcare system.² At a news conference on January 5, Health Minister Budi Gunadi Sadikin stated that the country's daily caseload over the previous year had demonstrated that foreign varieties, which had previously caused considerable problems for Indonesia's pandemic handling, no longer posed a substantial threat.² [\[Full Article\]](#)
- **Malaysia:** To avoid the spread of COVID-19, Melaka residents are encouraged to wear face masks in public and crowded locations, according to Chief Minister Datuk Seri Sulaiman Md Ali. He advised individuals, including tourists, to take additional precautions



such as physical separation, the use of hand sanitizers, and frequent hand washing. He stated that if the COVID-19 situation deteriorated, face masks might be made mandatory.

- Philippines:** Thousands of Catholic devotees, many wearing protective masks and carrying candles, marched through downtown Manila early of January 8 to honor a centuries-old black statue of Jesus Christ, which was not paraded to deter an even larger throng over COVID-19 worries.⁸ The nearly 6-kilometer (3.7-mile) "Walk of Faith" procession of more than 80,000 devotees, according to church officials, was a fraction of the more than a million worshippers who typically converged in pre-pandemic years to pay homage to the life-size Black Nazarene statue in one of Asia's largest religious festivals.⁸ Before January 8's procession, officials from the church in Quiapo, where the Nazarene is enshrined all year, transported the statue to a grandstand in Rizal Park to allow worshippers to pray before it until January 9, when the annual feast of the Black Nazarene is celebrated. Kissing the statue was forbidden owing to concerns that it could spread COVID-19 diseases.⁸ The holy Nazarene procession was halted during the peak of COVID-19 outbreaks in the Philippines, one of Southeast Asia's hardest-hit countries by the epidemic.⁸ Church leaders opted not to parade the Nazarene this year as a precaution, even after the pandemic had subsided, but instead planned the religious march as an alternative during a period of significant social and economic misery.⁸ [\[Full Article\]](#)
- Vietnam:** Vietnamese Prime Minister Pham Minh Chinh has ordered the country's COVID-19 prevention and control to be strengthened as the Lunar New Year approaches, with various festivals planned, local media reported on January 8.¹⁰ Though the pandemic has been mostly contained, it continues to evolve in a complex manner, with new variations such as XBB developing, he added in a statement.¹⁰ According to Xinhua, the Prime Minister directed the Ministry of Health to continue closely monitoring the pandemic situation and coordinating with appropriate agencies to respond proactively to pandemic developments.¹⁰ He further stated that the Ministry should work with local and international experts and organizations to adjust COVID-19 preventive and control measures as needed.¹⁰ Vietnam has recorded Covid-19 infections with Omicron BA.4, BA.5, BA.2.12.1, BA.2.74 and XBB sub-variants.¹⁰ [\[Full Article\]](#)

Research Update (Published and peer-reviewed studies)

- Patients with cancer are known to have increased risk of COVID-19 complications, including death.⁴ This retrospective population-based cohort study, **Association of COVID-19 Vaccination With Breakthrough Infections and Complications in Patients With Cancer**, used linked administrative databases in Ontario, Canada, in residents 18 years and older who received COVID-19 vaccination determined the association of COVID-19 vaccination with breakthrough infections and complications in patients with cancer compared to noncancer controls.⁴ SARS-CoV-2 breakthrough infection was higher in patients with hematologic cancer (aHR, 1.33; 95% CI, 1.20-1.46; P < .001) but not in patients with solid cancer (aHR, 1.00; 95% CI, 0.96-1.05; P = .87).⁴ COVID-19 severe outcomes (hospitalization and death) were significantly higher in patients with cancer compared to patients without cancer (aHR, 1.52; 95% CI, 1.42-1.63; P < .001).⁴ Risk of severe outcomes was higher among patients with hematologic cancer (aHR, 2.51; 95% CI, 2.21-2.85; P < .001) than patients with solid cancer (aHR, 1.43; 95% CI, 1.24-1.64; P < .001).⁴ Patients receiving active treatment had a further heightened risk for COVID-19 severe outcomes, particularly those who received anti-CD20 therapy.⁴ Third vaccination dose was associated with lower infection and COVID-19 complications, except for patients receiving anti-CD20 therapy.⁴ [\[Full Text\]](#)
- This randomized, single blinded clinical trial, **Efficacy of Combined Visual-Olfactory Training with Patient-Preferred Scents as Treatment for Patients With COVID-19 Resultant**



Olfactory Loss, determined the efficacy of bimodal visual-olfactory training and patient-preferred scents vs unimodal olfactory training and physician-assigned scents in COVID-19 olfactory loss.⁵ Participants, 18 to 71 years old with current olfactory loss, defined as University of Pennsylvania Smell Identification Test (UPSIT) score less than 34 for men and less than 35 for women and duration of 3 months or longer, sniffed 4 essential oils for 15 seconds with a 30-second rest in between odors for 3 months.⁵ Olfactory loss was initially diagnosed within 2 weeks of COVID-19 infection.⁵ Participants in the physician-assigned odor arms trained with rose, lemon, eucalyptus, and clove.⁵ Participants randomized to the patient-preferred arms chose 4 of 24 available scents.⁵ If assigned to the bimodal arm, participants were shown digital images of the essential oil they were smelling.⁵ The change in UPSIT scores preintervention to postintervention was similar between the study arms.⁵ The marginal mean difference for change in UPSIT scores preintervention to postintervention between participants randomized to patient-preferred vs physician-assigned olfactory training was 0.73 (95% CI, -1.10 to 2.56), and between participants randomized to bimodal vs unimodal olfactory training was 1.10 (95% CI, -2.92 to 0.74).⁵ [\[Full Text\]](#)

- Age-related macular degeneration (AMD) has been implicated as a risk factor for severe consequences from COVID-19.⁶ This study, **Genome-Wide Pleiotropy Study Identifies Association of PDGFB with Age-Related Macular Degeneration and COVID-19 Infection Outcomes**, evaluated the genetic architecture shared between AMD and COVID-19 (critical illness, hospitalization, and infections) using analyses of genetic correlations and pleiotropy (i.e., cross-phenotype meta-analysis) of AMD (n = 33,976) and COVID-19 (n ≥ 1,388,342) and subsequent analyses including expression quantitative trait locus (eQTL), differential gene expression, and Mendelian randomization (MR). There is a significant genetic correlation between AMD and COVID-19 infection (rG = 0.10, p = 0.02) and identified novel genome-wide significant associations near PDGFB (best SNP: rs130651; p = 2.4 × 10⁻⁸) in the pleiotropy analysis of the two diseases.⁶ [\[Full Text\]](#)

Travel Update

- **Lao PDR:** According to a new Ministry of Public Security regulation, all foreign workers entering Laos must acquire COVID-19 insurance.⁷ The regulations on health insurance for foreign labor have been authorized by the Prime Minister's Office and the Ministry of Finance, according to a notice issued by the Ministry of Public Security on December 15, 2022.⁷ The letter states that a previous trial insurance program has been replaced with a permanent one that requires all foreign labor to obtain COVID-19 insurance worth LAK 500,000 (about US\$30).⁷ The security ministry will work with Thavisub Insurance to make insurance available at border crossings across the country.⁷ [\[Full Article\]](#)
- **Singapore's** current COVID-19 safeguards are adequate to avoid a rise of infections in the city-state, even as China reopens its borders for travel due to a high number of cases in the country.⁹ During his ministerial address in Parliament on January 9, Singapore's Health Minister Ong Ye Kung stated two important reasons why Singapore's existing COVID prevention measures are effective.⁹ The first is the existing lack of flights between Singapore and China.⁹ There are just 38 weekly flights from China to Singapore, compared to over 400 weekly flights prior to the COVID outbreak.⁹ This brings in roughly 700 to 1,000 visitors every day, which is less than 10% of the pre-COVID figures. Mr. Ong also stated that any further increase in flights will be properly calibrated.⁹ [\[Full Article\]](#)
- **Thailand** will require international travelers to show proof they are fully vaccinated for COVID before flying to Thailand. The Civil Aviation Authority of Thailand (CAAT) said in a statement on January 7 (Saturday) that starting today (January 9), all foreign arrivals must prove they are vaccinated or provide a letter certifying that they have recovered from COVID-19 within six months. Meanwhile, unvaccinated travelers must show a



medical certificate explaining why they have not received the vaccine. CAAT added that the new measure will remain in effect at least until the end of January.

- **China** has lifted its quarantine requirement for inbound travellers since January 8 (Sunday). It will also resume issuing visas for residents to travel overseas. Civil Aviation Administration of China (CAAC) authorities said that they will start receiving applications for issuing passports for tourism and visits abroad beginning January 8. According to the new policies released on the official website of the CAAC, China will stop designating inbound high-risk flights and call an end to the 75% restriction for passenger capacity on inbound flights.



COVID-19 Cases and Deaths as of 09 January 2023

- As of 09 January 2023 (2PM, GMT+8), worldwide, there were **656,677,915** confirmed cases, including **6,706,743** deaths. Globally, Case Fatality Rate (CFR) was **1.2%**.
- 35,535,913 confirmed cases** of COVID-19 have been reported in the **ASEAN Region**.
- The Case Fatality Rate in the **ASEAN Region** is range between **0.1 to 3.1%**.

COVID-19 cases in ASEAN region

REGION	COUNTRY	FIRST CONFIRMED CASE(S)	LATEST REPORT ON CONFIRMED CASE(S)	TOTAL CONFIRMED CASES	NEW CASES	TOTAL DEATHS	NEW DEATHS	CUMULATIVE CASES/ 100,000	CUMULATIVE VACCINATED	CUMULATIVE FULLY VACCINATED	CUMULATIVE BOOSTERED	FULLY VACCINATED/ 100
ASEAN REGION	Brunei Darussalam	10 Mar 20	08-Jan-23	270,199	-	225	-	62,361	450,404	445,929	338,987	99.3
	Cambodia	27 Jan 20	08-Jan-23	138,628	6	3,056	-	841	15,235,245	14,600,964	10,400,934	87.1
	Indonesia	02 Mar 20	08-Jan-23	6,723,546	345	160,683	4	2,484	203,575,051	172,533,762	67,065,100	62.6
	Lao PDR	24 Mar 20	08-Jan-23	217,863	6	758	-	3,039	5,888,649	5,222,417		69.4
	Malaysia	25 Jan 20	08-Jan-23	5,030,313	405	36,875	1	15,744	28,122,153	27,533,596	16,946,498	81.1
	Myanmar	23 Mar 20	08-Jan-23	633,717	4	19,490	-	1,173	34,777,314	27,545,329	2,227,351	50.8
	Philippines	30 Jan 20	08-Jan-23	4,067,678	1,151	65,476	22	3,762	78,326,578	73,875,746	21,232,041	63.9
	Singapore	23 Jan 20	08-Jan-23	2,204,287	-	1,712	-	38,648	5,160,943	5,119,159	4,440,289	90.8
	Thailand	13 Jan 20	08-Jan-23	4,723,919	-	33,669	-	6,785	57,005,497	53,486,086	32,143,431	74.6
	Vietnam	23 Jan 20	08-Jan-23	11,525,763	52	43,186	-	11,948	90,399,369	85,553,108	57,426,889	87.1
ASEAN COUNTRIES				35,535,913	1,969	365,130	27	146,785	518,941,203	465,916,096	212,221,520	

*There have been no tests reported in the last 14 days in the ASEAN Region.

COVID-19 cases in Asia-Pacific region

REGION	COUNTRY/ TERRITORY	FIRST CONFIRMED CASE(S)	LATEST REPORT ON CONFIRMED CASE(S)	TOTAL CONFIRMED CASES	NEW CASES	TOTAL DEATHS	NEW DEATHS	CUMULATIVE CASES/ 100,000	CUMULATIVE VACCINATED	CUMULATIVE FULLY VACCINATED	CUMULATIVE BOOSTERED	FULLY VACCINATED/ 100
ASIA-PACIFIC REGION	Afghanistan	24-Feb-20	08-Jan-23	207,819	53	7,853	3	546	11,459,692	10,754,839		26.2
	Australia	25-Jan-20	04-Jan-23	11,135,436	-	17,029	-	43,413	22,235,240	21,655,301	19,721,346	82.7
	Bangladesh	08-Mar-20	08-Jan-23	2,037,267	17	29,440	-	1,250	150,205,383	127,182,306	65,182,753	74.3
	Bhutan	05-Mar-20	06-Jan-23	62,538	-	21	-	8,195	699,116	677,669	634,641	86.6
	People's Republic of China*		08-Jan-23	12,317,544	44,674	33,236	0	76,055	1,336,637,770	1,302,072,147	211,276,938	89.6
	Cook Islands	17-Feb-22	07-Jan-23	6,844	-	1	-	31,999	15,084	14,715	10,209	86.4
	Fiji	18-Mar-20	06-Jan-23	68,771	-	883	-	7,727	711,622	640,615	170,471	68.9
	French Polynesia	12-Mar-20	04-Jan-23	77,957	-	649	-	27,913	190,765	186,059	112,237	60.8
	Guam	15-Mar-20	06-Jan-23	60,246	-	413	-	36,012	158,523	143,966		85.5
	India	30-Jan-20	08-Jan-23	44,679,924	163	530,720	2	3,270	1,027,224,769	951,264,717	222,828,826	67.1



	Japan	16-Jan-20	19-Oct-22	21,858,528	-	46,014	-	17,312	104,548,924	103,145,147	164,298,250	83.2
	Kiribati	25-Jan-22	25-Jul-22	3,430	-	13	-	2,917	96,184	73,888	23,419	56.3
	Maldives	07-Mar-20	31-Dec-22	185,693	-	311	-	34,974	399,151	385,081	167,187	73.5
	Marshall Islands	26-Oct-20	02-Jan-23	15,554	-	17	-	26,456	43,310	34,694		44.6
	Micronesia	11-Jan-21	06-Jan-23	22,234	-	58	-	19,535	84,441	71,090		69.5
	Mongolia	10-Mar-20	07-Jan-23	1,007,765	-	2,179	-	31,247	2,272,965	2,175,617	1,044,337	64.0
	Nepal	24-Jan-20	08-Jan-23	1,001,022	2	12,020	-	3,499	27,566,723	24,057,021	8,851,814	78.8
	New Caledonia	17-Mar-20	04-Jan-23	79,606	-	314	-	27,660	192,206	184,645	101,276	63.7
	New Zealand	28-Feb-20	04-Jan-23	2,117,094	-	3,568	-	43,057	4,299,152	4,137,155	3,479,861	79.8
	Niue	03-Sep-21	06-Jan-23	644	-	-	-	29,732	1,636	1,634	1,224	83.7
	Northern Mariana Islands	28-Mar-20	06-Jan-23	13,374	-	41	-	23,375	46,482	43,832		84.5
	Pakistan	26-Feb-20	08-Jan-23	1,575,953	18	30,638	-	728	154,665,740	131,368,973	48,935,695	55.7
	Palau	31-May-21	07-Jan-23	5,976	-	9	-	33,185	20,732	18,481		85.8
	Papua New Guinea	21-Mar-20	21-Dec-22	46,663	-	669	-	532	369,998	309,599	32,384	3.1
	Samoa	18-Nov-20	05-Jan-23	15,991	-	29	-	8,113	231,546	215,077	79,061	96.7
	Solomon Islands	03-Oct-20	24-Nov-22	24,575	-	153	-	3,669	343,821	254,352	27,783	35.1
	Republic of Korea**	20-Jan-20	08-Jan-23	29,522,682	19,082	32,609	35	57,094	44,867,730	44,448,311	41,325,954	85.8
	Sri Lanka	27-Jan-20	08-Jan-23	671,929	2	16,818	-	3,082	17,143,761	14,752,827	8,220,002	67.6
	Timor Leste	21-Mar-20	07-Jan-23	23,402	-	138	-	1,810	877,982	788,452	311,204	58.8
	Tonga	05-Nov-21	06-Jan-23	16,487	-	12	-	15,778	91,949	77,464	38,331	72.5
	Türkiye	10-Mar-20	12-Dec-22	17,041,315	-	101,487	-	20,426	57,941,051	53,176,961	41,425,329	62.3
	Vanuatu	11-Nov-20	06-Jan-23	12,014	-	14	-	4,006	144,824	131,697	16,996	40.3
	Wallis et Futuna	17-Oct-20	31-Dec-22	3,427	-	7	-	21,385	7,136	6,794	3,742	58.6
	ASIA PACIFIC			145,919,704	64,011	867,363	40	665,952	2,965,795,408	2,794,451,126	838,321,270	

*Includes cases from Hong Kong (SAR), Macau (SAR), and Taiwan (Province of China).

**Republic of Korea – South Korea

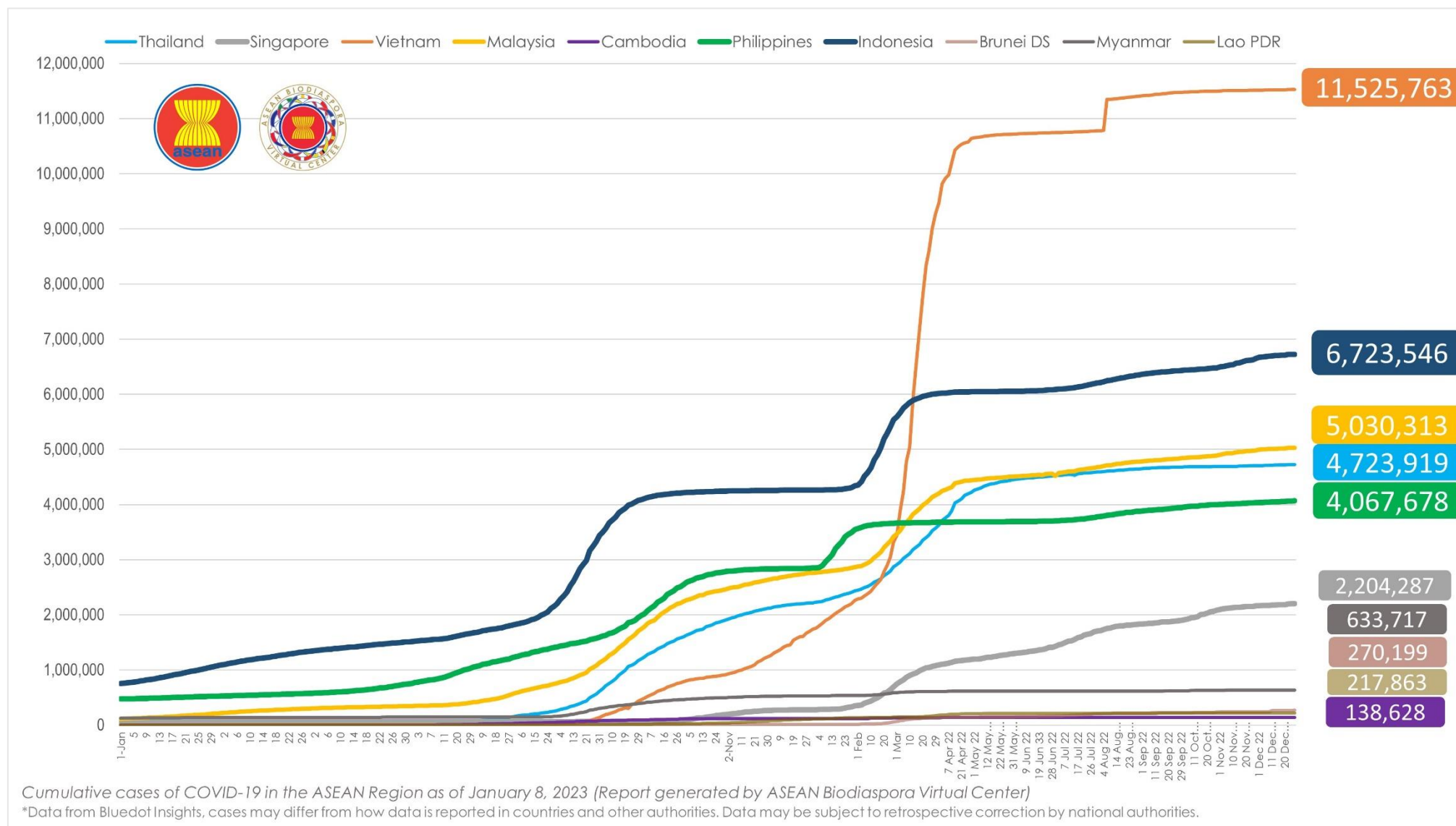
- **475,222,298 confirmed cases** of COVID-19 have been reported in other **4 regions** (other than ASEAN and Asia-Pacific countries):

REGION	TOTAL CONFIRMED CASES	NEW CASES	TOTAL DEATHS	NEW DEATHS	CUMULATIVE CASES/ 100,000	CUMULATIVE VACCINATED	CUMULATIVE FULLY VACCINATED	CUMULATIVE BOOSTED
AFRICA	13,008,864	489	259,332	2	247,564	476,265,821	390,380,975	62,177,048
AMERICAS	190,230,865	7,128	2,931,380	27	1,231,190	835,075,601	734,603,407	493,232,784
EUROPE	249,314,651	13,445	2,044,537	89	2,096,154	569,111,270	540,615,449	380,319,555
MIDDLE EAST	22,667,918	1,196	239,001	6	215,452	144,670,713	129,963,084	60,047,697
TOTAL	475,222,298	22,258	5,474,250	124	3,790,360	2,025,123,405	1,795,562,915	995,777,084



COVID-19 Epi curve among ASEAN Countries:

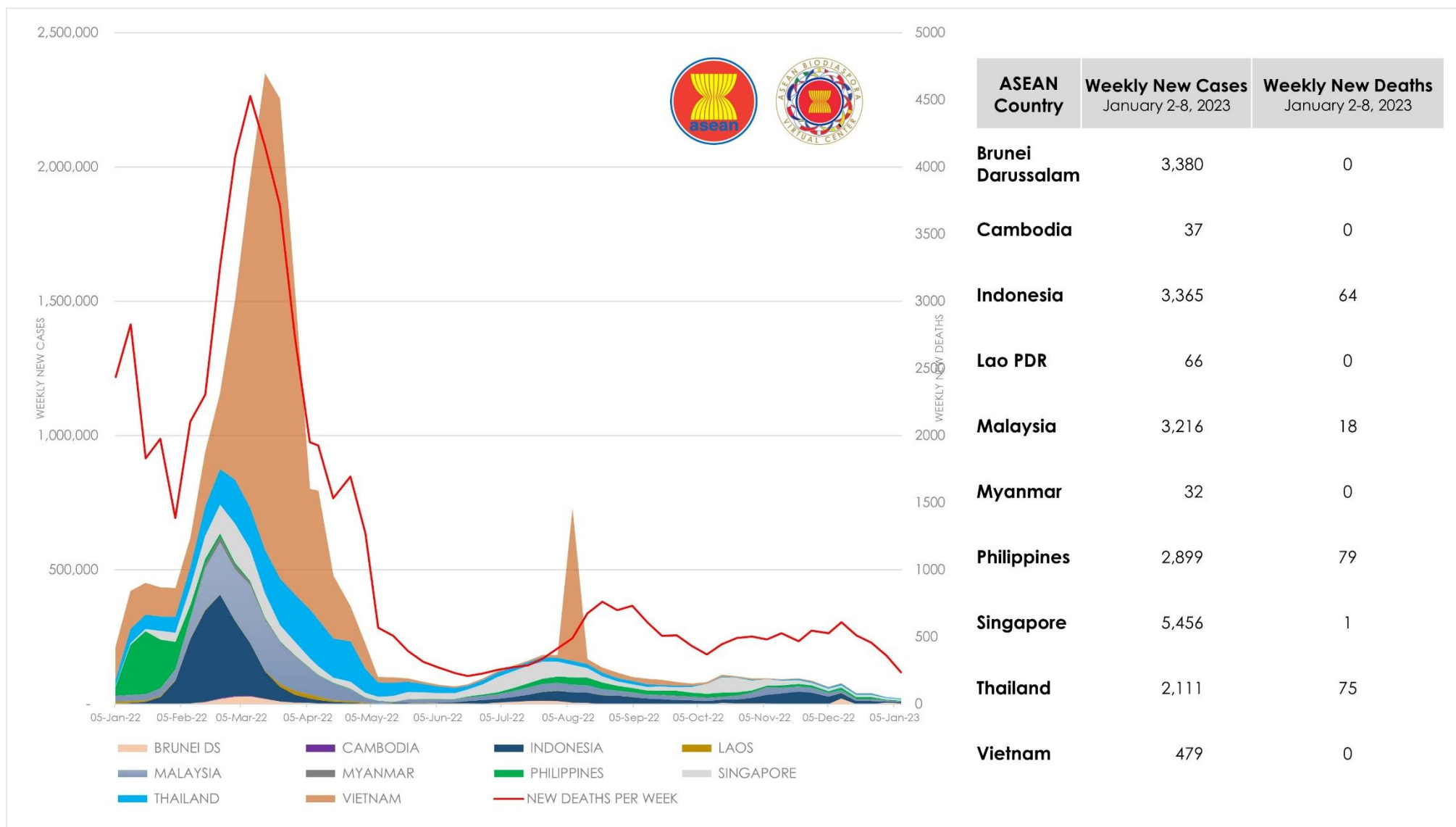
From January 1, 2022 to January 8, 2023





ASEAN Weekly COVID-19 New Cases and New Deaths

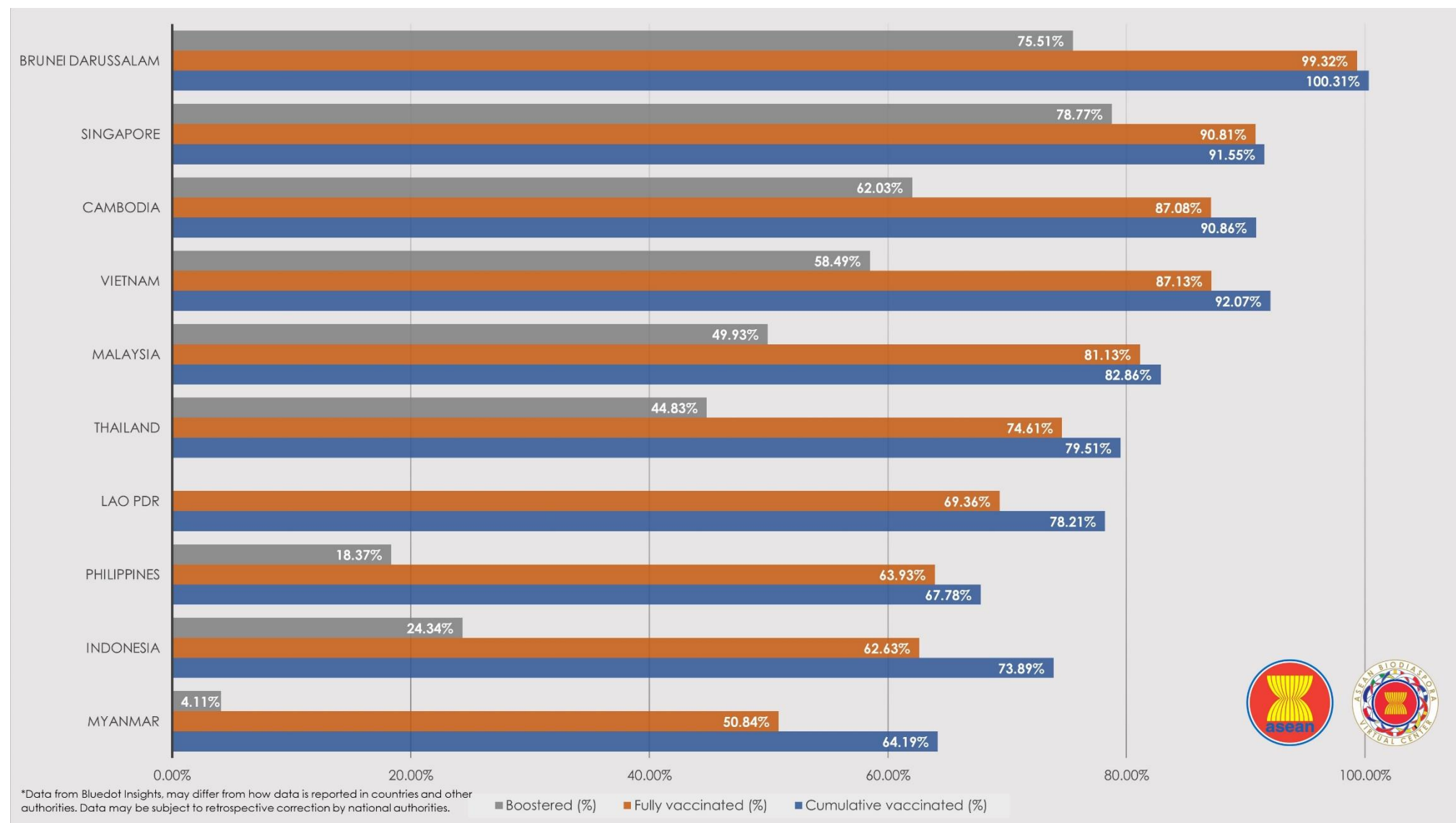
From January 1, 2022 to January 08, 2023





ASEAN COVID-19 Vaccination Status


as of 08 January 2023





ASEAN COVID-19 Outlook Assessment

as of 06 January 2023

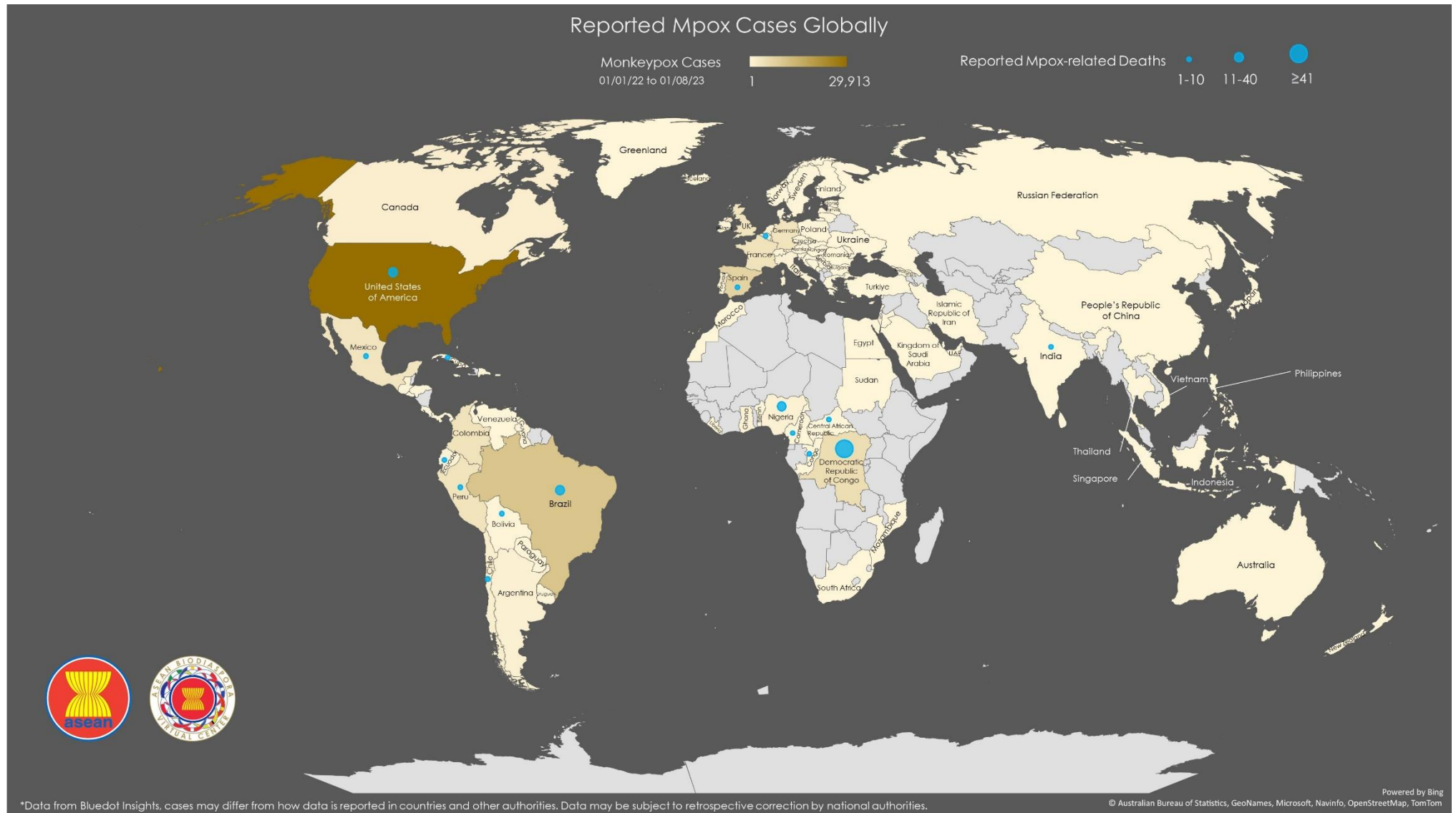
 ASEAN MEMBER STATE	At least 65% of the total population has a level of immunity to COVID-19; either recovered from COVID-19 or have been vaccinated with at least one dose of a COVID-19 vaccine.		Case levels are generally low (a 7-day rolling average number of daily new cases that is <10 cases per 100,000, with each day's past-14-day test positivity is consistently <5%).	Government Policy on containment and health (strictness and comprehensiveness in COVID-19 related government policies)
	% of Total population fully vaccinated / boosted	Population vaccinated/ day (7-day average)	Daily cases/ 100,000	Containment and health index score - Oxford COVID-19 Government Response Tracker (OxCGRT)
Brunei Darussalam	≥90.0/75.5	Unknown	288.79	31.0/100
Cambodia	≥90.0/62.0	Unknown	0.03	31.5/100
Indonesia	66.1/24.3	Unknown	0.18	54.2/100
Lao PDR	77.3/ND	Unknown	0.13	61.6/100
Malaysia	84.5/49.9	0%/day	1.44	51.8/100
Myanmar	52.1/4.1	Unknown	0.08	69.1/100
Philippines	71.5/18.4	Unknown	0.28	55.4/100
Singapore	≥90.0/78.8	0%/day	15.75	58.9/100
Thailand	77.7/44.8	Unknown	0.43	31.5/100
Vietnam	≥90.0/58.5	Unknown	0.07	43.5/100

All of the countries have achieved the Population vaccinated/ day (7-day average) except Vietnam.



Mpox (Monkeypox) Cases Reported Globally

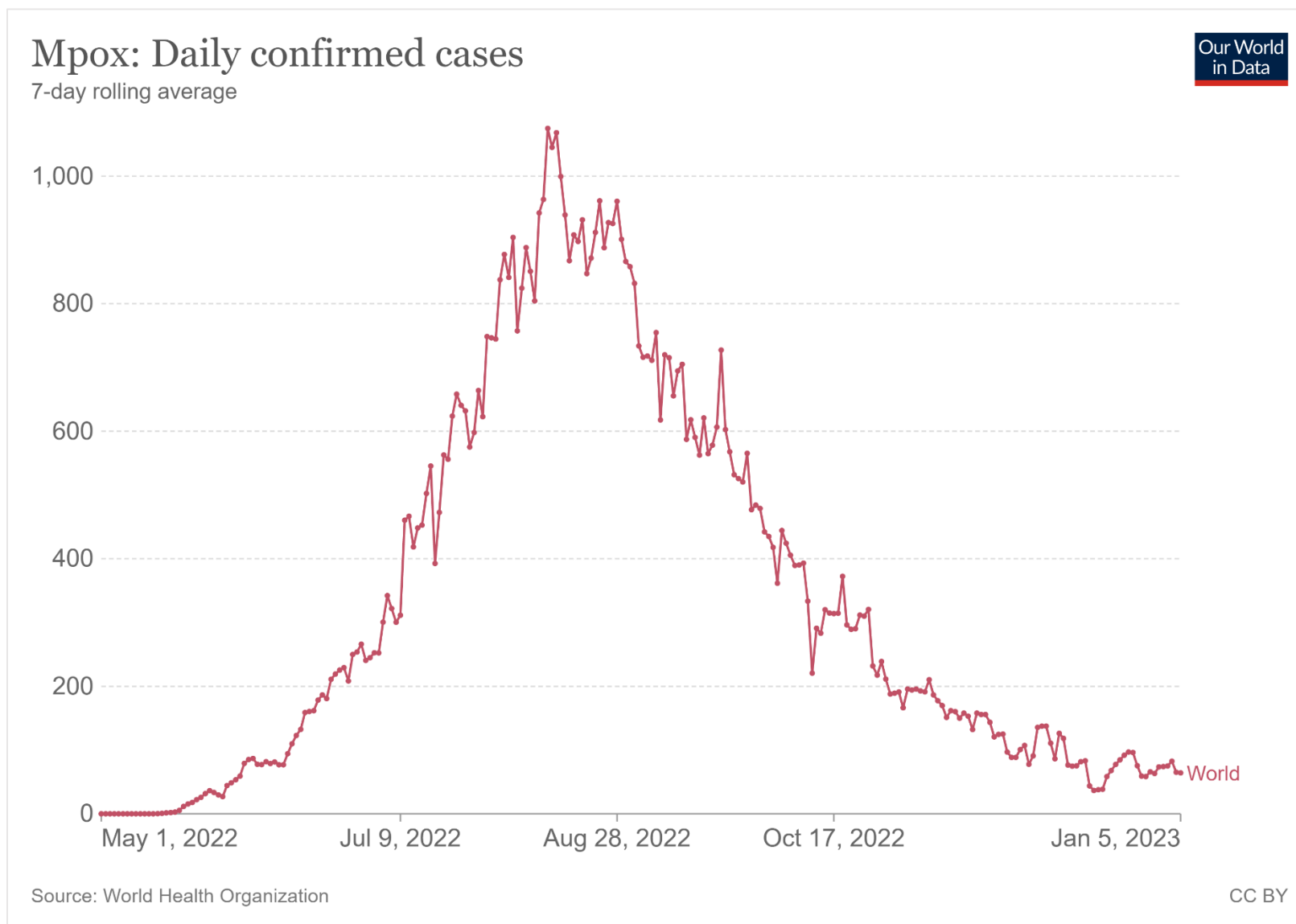
as of January 8, 2023





Mpox Daily Trend Globally

as of January 8, 2023





Mpox: Highlights and Situation Overview

- As of 09 January 2023 (2PM, GMT+8), worldwide, there were **90,772** confirmed cases, including **221** deaths. Globally, Case Fatality Rate (CFR) was **0.24%**.
- 40 confirmed cases** in the ASEAN region, with CFR of **0%**.
- 90,732 confirmed cases** of Mpox have been reported in other **5 regions** (other than ASEAN region):

Mpox cases in ASEAN region

Country	Total Cases	New Cases	Deaths	Case Fatality Rate (CFR)
Indonesia	1	-	-	0.00%
Philippines	4	-	-	0.00%
Singapore	19	-	-	0.00%
Thailand	12	-	-	0.00%
Vietnam	4	-	-	0.00%
ASEAN Total	40	-	-	0.00%

Mpox cases in Asia-Pacific region

Country/Territory	Total Cases	New Cases	Deaths	Case Fatality Rate (CFR)
Australia	144	-	-	0.00%
Hong Kong (SAR)	1	-	-	0.00%
India	23	-	1	5.00%
Japan	8	-	-	0.00%
New Caledonia	1	-	-	0.00%
New Zealand	40	-	-	0.00%
People's Republic of China*	9	-	-	0.00%
Republic of Korea	4	-	-	0.00%
Sri Lanka	2	-	-	0.00%
Asia-Pacific Total	232	-	1	0.45%

*People's Republic of China – including Hongkong (SAR), Macao (SAR), and Taiwan (Province of China)

Top 5 countries with most mpox cases globally

Country	Total Cases	New Cases	Deaths	Case Fatality Rate (CFR)
United States of America	29,913	-	20	0.07%
Brazil	10,544	13	14	0.13%
Spain	7,500	-	3	0.04%
Democratic Republic of Congo	5,114	-	120	2.35%
France	4,114	-	-	0.00%



Mpox cases per region

REGION	TOTAL CONFIRMED CASES SINCE JANUARY 1, 2022	NEW CASES SINCE THE PREVIOUS REPORT	TOTAL DEATHS	CASE FATALITY RATE
AFRICA	6,783	-	161	2.37%
AMERICAS	57,261	39	54	0.09%
ASEAN	40	-	-	0.00%
ASIA PACIFIC	232	-	1	0.43%
EUROPE	26,137	-	5	0.02%
MIDDLE EAST	319	-	-	0.00%
TOTAL	90,772	39	221	0.24%

Vaccine Update

- New Zealand:** Beginning January 16, medical practitioners will be authorized to prescribe the mpox vaccine to eligible at-risk individuals.¹¹ Although the vaccine has not yet been certified by the drugs authority Medsafe, 5000 vials have been secured, enough for up to 20,000 people.¹¹ Ayesha Verrall, Associate Minister of Health, said in a statement on Monday that the vaccine could be recommended by a medical practitioner after a consultation and made available in accordance with section 29 of the Medicines Act.¹¹ [\[Full Article\]](#)



References

1. "Covid Active Cases Rise for First Time in 2023 as PM Warns of New 'Kraken' Variant - Khmer Times." *Khmer Times*, 9 Jan. 2023, <https://www.khmertimeskh.com/501216599/covid-active-cases-rise-for-first-time-in-2023-as-pm-warns-of-new-kraken-variant/>.
2. Suhenda, Dio. "Chinese Hospitals 'Extremely Busy' as Covid Spreads Unchecked." *The Jakarta Post*, 7 Jan. 2023, <https://www.thejakartapost.com/world/2022/12/28/chinese-hospitals-extremely-busy-as-covid-spreads-unchecked.html>.
3. "Update on SARS-COV-2 Variants: ECDC Assessment of the XBB.1.5 Sub-Lineage." *European Centre for Disease Prevention and Control*, 5 Jan. 2023, <https://www.ecdc.europa.eu/en/news-events/update-sars-cov-2-variants-ecdc-assessment-xbb15-sub-lineage>.
4. Gong, Inna Y., et al. "Association of Covid-19 Vaccination with Breakthrough Infections and Complications in Patients with Cancer." *JAMA Oncology*, 29 Dec. 2022, <https://doi.org/10.1001/jamaoncol.2022.6815>.
5. Khan, Amish M., et al. "Efficacy of Combined Visual-Olfactory Training with Patient-Preferred Scents as Treatment for Patients with COVID-19 Resultant Olfactory Loss." *JAMA Otolaryngology-Head & Neck Surgery*, 29 Dec. 2022, <https://doi.org/10.1001/jamaoto.2022.4112>.
6. Chung, Jaeyoon, et al. "Genome-Wide Pleiotropy Study Identifies Association of PDGFB with Age-Related Macular Degeneration and COVID-19 Infection Outcomes." *Journal of Clinical Medicine*, vol. 12, no. 1, 23 Dec. 2022, p. 109., <https://doi.org/10.3390/jcm12010109>.
7. "Covid-19 Insurance Now Mandatory for Foreign Workers in Laos." *The Star*, 7 Jan. 2023, <https://www.thestar.com.my/aseanplus/aseanplus-news/2023/01/07/covid-19-insurance-now-mandatory-for-foreign-workersinlaos>.
8. Gomez, Jim, and Aaron Favila. "Filipino Catholics Hold Big Procession after Pandemic Eases." *AP NEWS*, Associated Press, 8 Jan. 2023, <https://apnews.com/article/religion-manila-asia-pandemics-covid-d167c1b60c9b8b3fab867f601cecfb50>.
9. "Ong Ye Kung: Singapore's Covid Measures 'Appropriate' amid China's Reopening." Edited by Chia Han Keong, *Yahoo! News*, Yahoo!, 9 Jan. 2023, <https://ph.news.yahoo.com/ong-ye-kung-singapore-covid-measures-appropriate-china-reopening-093717536.html>.
10. Gopi. "Vietnam Strengthens Covid Measures as Lunar New Year Approaches." *Social News XYZ*, 9 Jan. 2023, <https://www.socialnews.xyz/2023/01/09/vietnam-strengthens-covid-measures-as-lunar-new-year-approaches/>.
11. "Mpox: 5000 Vials of Vaccine to Be Available for at-Risk People." *NZ Herald*, NZ Herald, 9 Jan. 2023, <https://www.nzherald.co.nz/nz/mpox-5000-vials-of-vaccine-to-be-available-for-at-risk-people/QA2E7M5CXFA6DEG2UHPCBPCXRQ/>.

