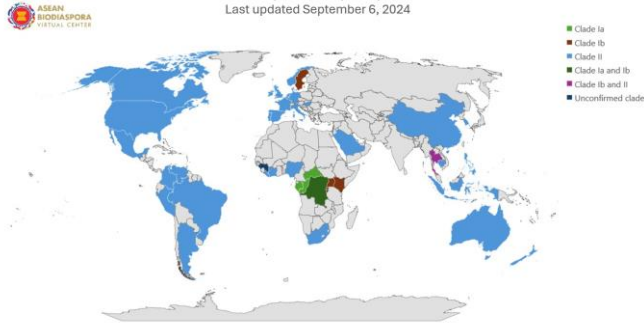


GLOBAL

Clade IIb mpox remains the predominant variant globally. To date, **103,446 cases and 225 deaths (CFR=0.217%)** have been reported from **121 countries**.

Distribution of Mpox Variant (Clade) in the Global
Last updated September 6, 2024



Source: GISAID and WHO

Figure 1. Global Distribution of Mpox Cases

Source: Our World in Data (<https://raw.githubusercontent.com/owid/monkeypox/main/owid-monkeypox-data.csv>)

AFRICA

New cases are still reported with the Democratic Republic of the Congo (DRC) reporting **4,480 cases with 21 deaths (CFR=0.47%)**, predominantly **clade Ib variant**. Several African countries have also seen hundreds of cases.

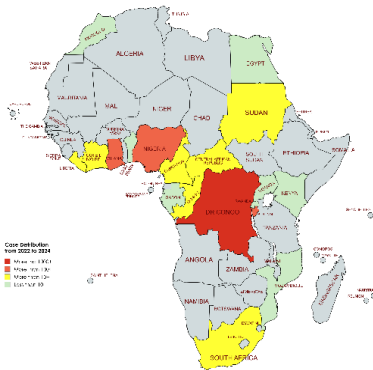


Figure 2. Distribution of Mpox cases in African Countries in 2024

Source: Our World in Data (<https://raw.githubusercontent.com/owid/monkeypox/main/owid-monkeypox-data.csv>)

Trends of mpox in African Countries

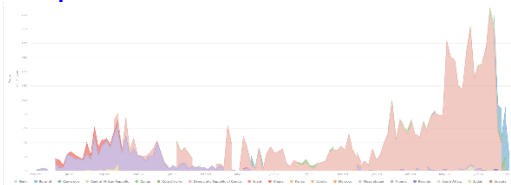


Figure 3. Weekly Trends of Mpox Cases among African Countries

Source: Our World in Data (<https://raw.githubusercontent.com/owid/monkeypox/main/owid-monkeypox-data.csv>)

Several African countries have reported increased cases

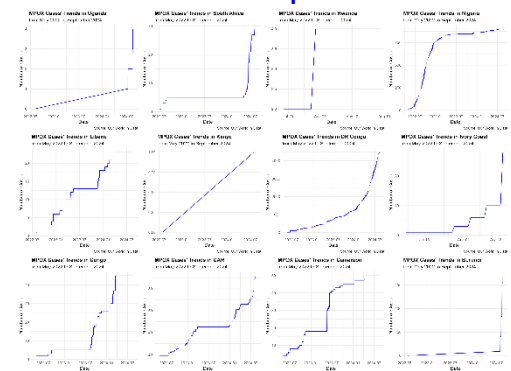


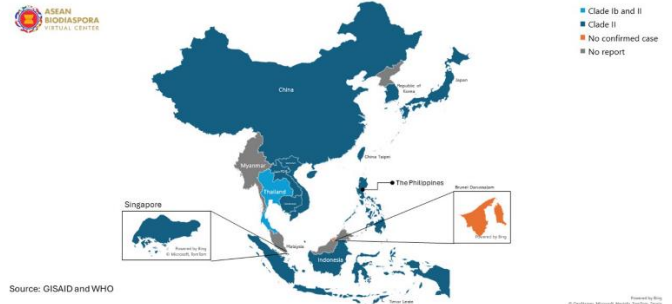
Figure 4. Trends of Mpox Cases in several African Countries

Source: Our World in Data (<https://raw.githubusercontent.com/owid/monkeypox/main/owid-monkeypox-data.csv>)

ASEAN

A total of **1,177 confirmed cases, including 18 deaths (CFR=1.53%)**, have been reported. One case of the Ib clade was reported in Thailand. There have been no additional confirmed cases since the previous report on September 4, 2024

Distribution of Mpox Variant (Clade) in ASEAN and Neighbouring Countries
Last updated September 6, 2024



Source: GISAID and WHO

Figure 5. The distribution of mpox cases in the ASEAN region

Distribution of mpox cases in ASEAN Region 2023-2024

Table 1. Number of confirmed mpox cases and deaths in ASEAN

| ASEAN Member State | Cumulative Cases 2023-2024 | New Cases Since September 4 | Cumulative Deaths 2023-2024 | New Deaths Since September 4 | CFR |
|--------------------------------|----------------------------|-----------------------------|-----------------------------|------------------------------|--------------|
| Brunei Darussalam ¹ | 0 | 0 | 0 | 0 | 0.00% |
| Cambodia ² | 20 | 0 | 0 | 0 | 0.00% |
| Indonesia ³ | 87 | 0 | 0 | 0 | 0.00% |
| Lao PDR ⁴ | 1 | 0 | 0 | 0 | 0.00% |
| Malaysia ⁵ | 9 | 0 | 0 | 0 | 0.00% |
| Myanmar ⁴ | 0 | 0 | 0 | 0 | 0.00% |
| Philippines ⁵ | 7 | 0 | 0 | 0 | 0.00% |
| Singapore ⁶ | 54 | 0 | 0 | 0 | 0.00% |
| Thailand ⁴ | 808 | 0 | 10 | 0 | 1.24% |
| Viet Nam ⁴ | 200 | 0 | 8 | 0 | 4.00% |
| ASEAN Total | 1,177 | 0 | 18 | 0 | 1.53% |

Source: ¹Ministry of Health Brunei Darussalam, ²Ministry of Health Cambodia, ³Ministry of Health Republic of Indonesia, ⁴Our World in Data, ⁵Department of Health Philippines, ⁶Ministry of Health Singapore.

Trends of mpox in the ASEAN Region

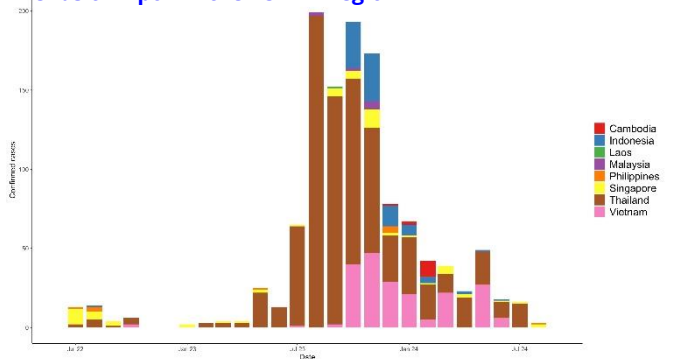


Figure 6. Trends of mpox in the ASEAN Region, July 2022 to September 6, 2024

Trends of mpox among ASEAN Member States

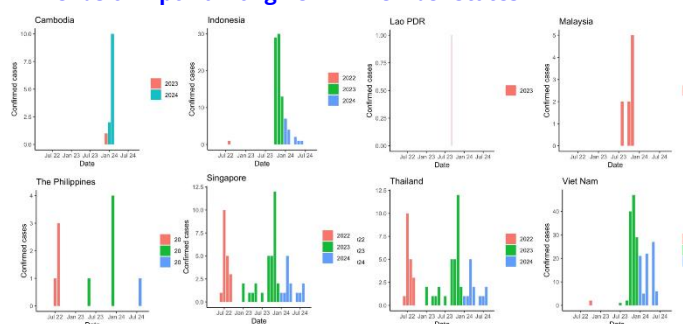


Figure 7. Trends of mpox among ASEAN member states, July 2022 to September 6, 2024