

ASEAN Biological Threats Surveillance Centre Brief Summary Mpox Situation Report

GLOBAL & ASEAN REGION

July 3, 2025



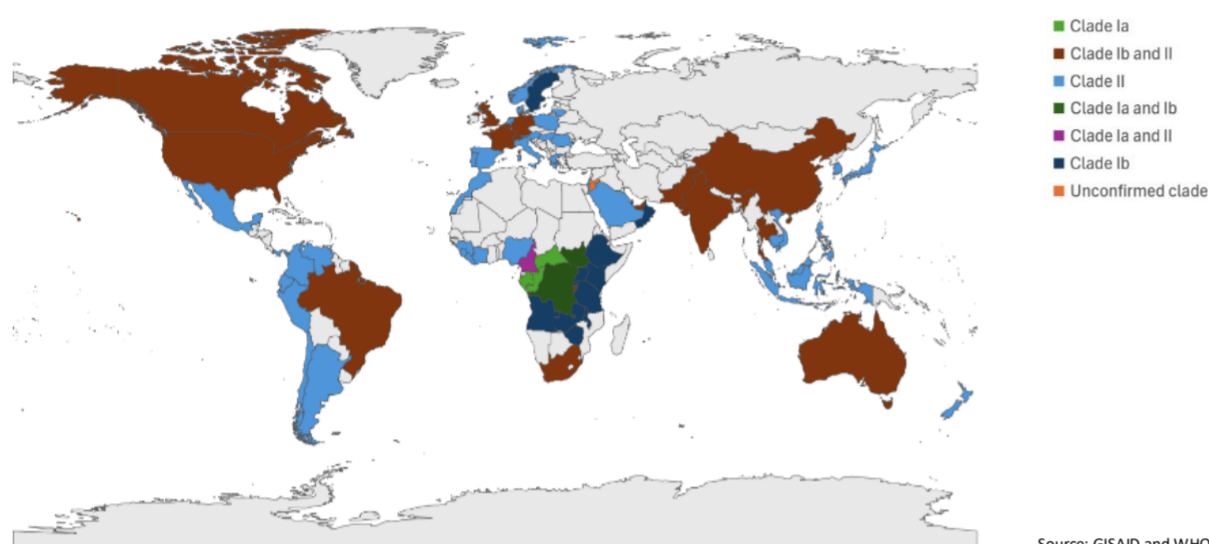
With Support by:
Canada Korea Disease Control and Prevention Agency

GLOBAL

To date, 146,732 cases of mpox and 343 deaths (CFR=0.23%) have been reported across 137 countries globally with clade II as a dominant variant. Eighteen countries outside Africa have also reported severe clade Ib (Sweden, Thailand, India, Germany, the United Kingdom, the United States, Canada, Belgium, Oman, Pakistan, France, China, Qatar, the United Arab Emirates, Brazil, Switzerland, Australia and Italy).

Global Distribution of Mpox Variant (Clade)

Last updated July 3, 2025



Source: GISAID and WHO

Figure 1. Global Distribution of Mpox Clade

Source: Our World in Data (<https://raw.githubusercontent.com/owid/monkeypox/main/owid-monkeypox-data.csv>)

ASEAN

A total of 1,405 confirmed cases, including 26 deaths (CFR=1.85%), has been reported in the region. There were 20 new confirmed cases and one death since the previous report.

Distribution of Mpox Variant (Clade) in ASEAN and Neighbouring Countries and Areas



Source: GISAID and WHO

Figure 5. The distribution of mpox variants in ASEAN and Neighbouring Countries and Areas

Distribution of mpox cases in ASEAN Region 2023-2025

Table 1. Number of confirmed mpox cases and deaths in ASEAN

ASEAN Member State	Cumulative Cases 2023-2025	New Cases Since June 26	Cumulative Deaths	New Deaths Since June 26	CFR
Brunei Darussalam ¹	0	0	0	0	0.00%
Cambodia ²	20	0	0	0	0.00%
Indonesia ³	87	0	0	0	0.00%
Lao PDR ¹	1	0	0	0	0.00%
Malaysia ¹	15	0	0	0	0.00%
Myanmar ²	0	0	0	0	0.00%
Philippines ¹	152	20	5	1	3.29%
Singapore ⁴	57	0	0	0	0.00%
Thailand ¹	884	10	13	0	1.47%
Viet Nam ¹	209	0	9	0	4.31%
ASEAN Total	1,425	20	27	1	1.89%

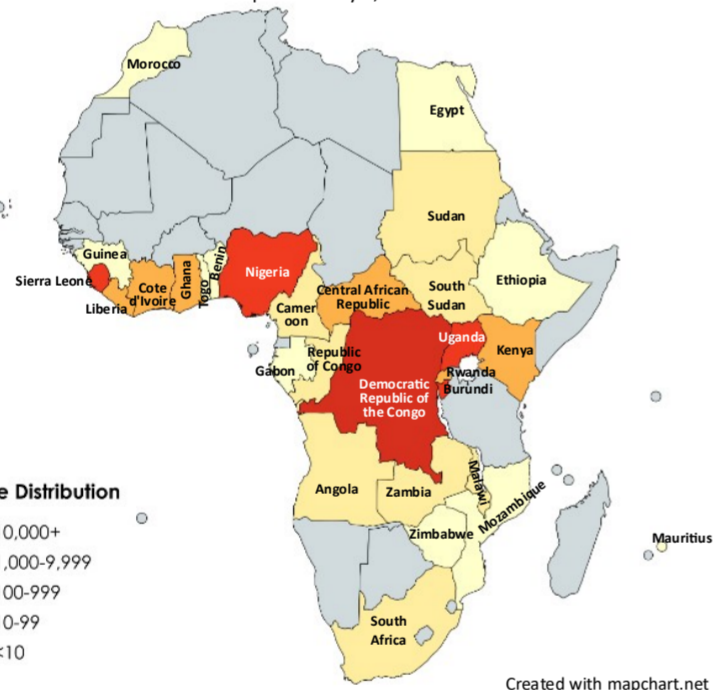
Source: ¹WHO Mpox Outbreak: Global Trends, ²Ministry of Health Cambodia, ³Ministry of Health Republic of Indonesia, ⁴Ministry of Health Singapore.

AFRICA

As of July 3, 2025, The Democratic Republic of the Congo (DRC) has reported a total of 23,238 cases with 51 deaths (CFR=0.22%), predominantly clade Ib variant.

Distribution of Mpox Cases in African region

Last updated: July 3, 2025



Created with mapchart.net

Figure 2. Distribution of Mpox cases in African Countries, 2022-2025

Source: Our World in Data (<https://raw.githubusercontent.com/owid/monkeypox/main/owid-monkeypox-data.csv>)

Trends of mpox in African Countries

Weekly New Mpox Cases in African Countries as of July 3, 2025

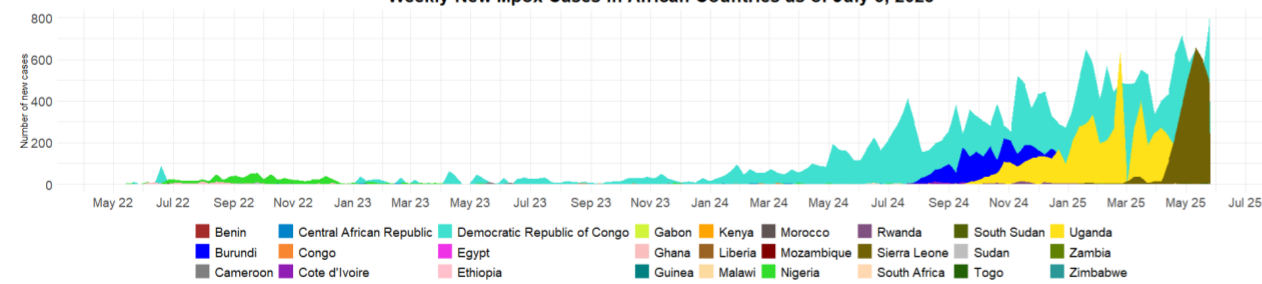


Figure 3. Weekly Trends of Mpox Cases among African Countries

Source: Our World in Data (<https://raw.githubusercontent.com/owid/monkeypox/main/owid-monkeypox-data.csv>)

Weekly trends of mpox in African Countries (2022-2025)

Weekly trends of New Mpox Cases in African Countries (2022-2025)

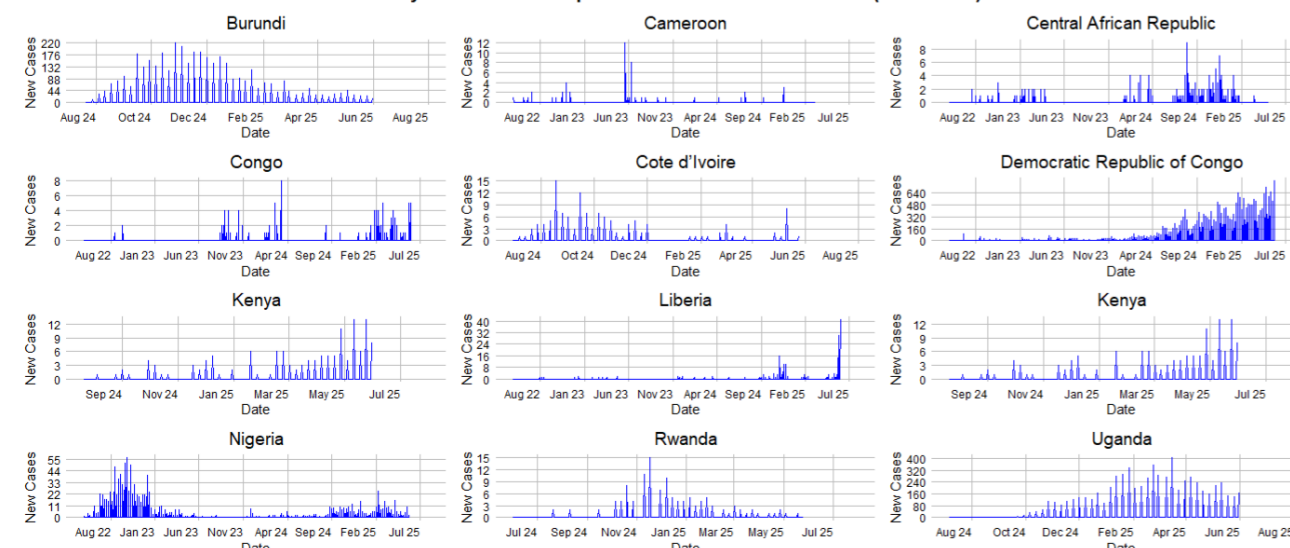


Figure 4. Weekly trends of Mpox Cases in African Countries (2022-2025)

Source: Our World in Data (<https://raw.githubusercontent.com/owid/monkeypox/main/owid-monkeypox-data.csv>)

Trends of mpox in the ASEAN Region

Monthly Cases of Mpox among ASEAN countries as of July 3, 2025

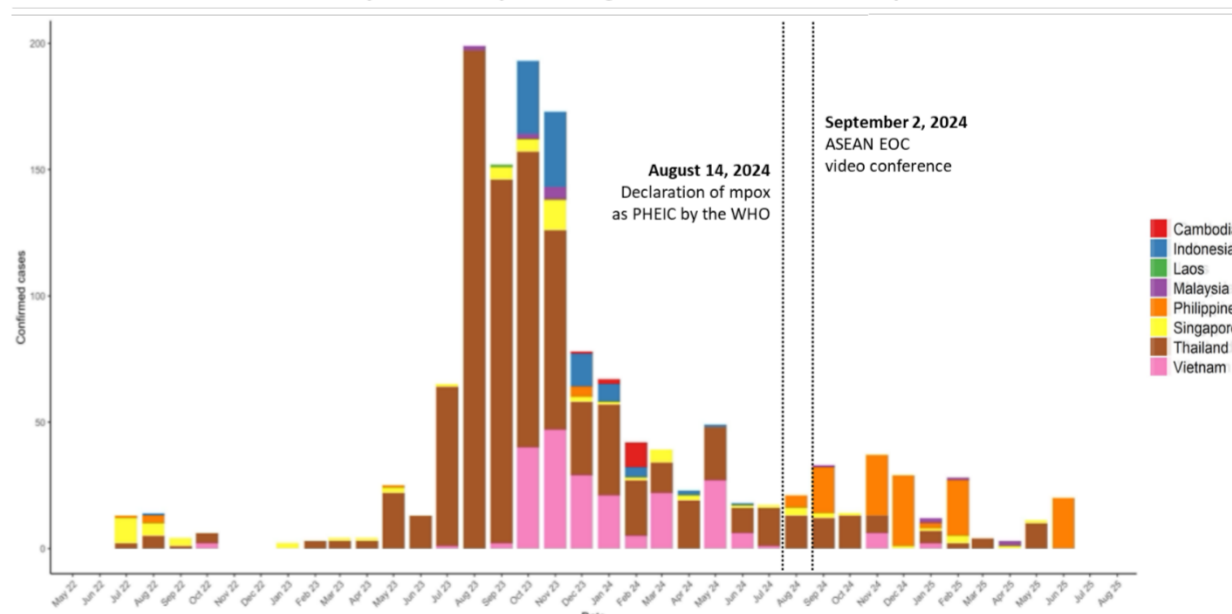


Figure 6. Trends of mpox cases in the ASEAN Region, July 2022 to July 3, 2025

Trends of mpox among ASEAN Member States

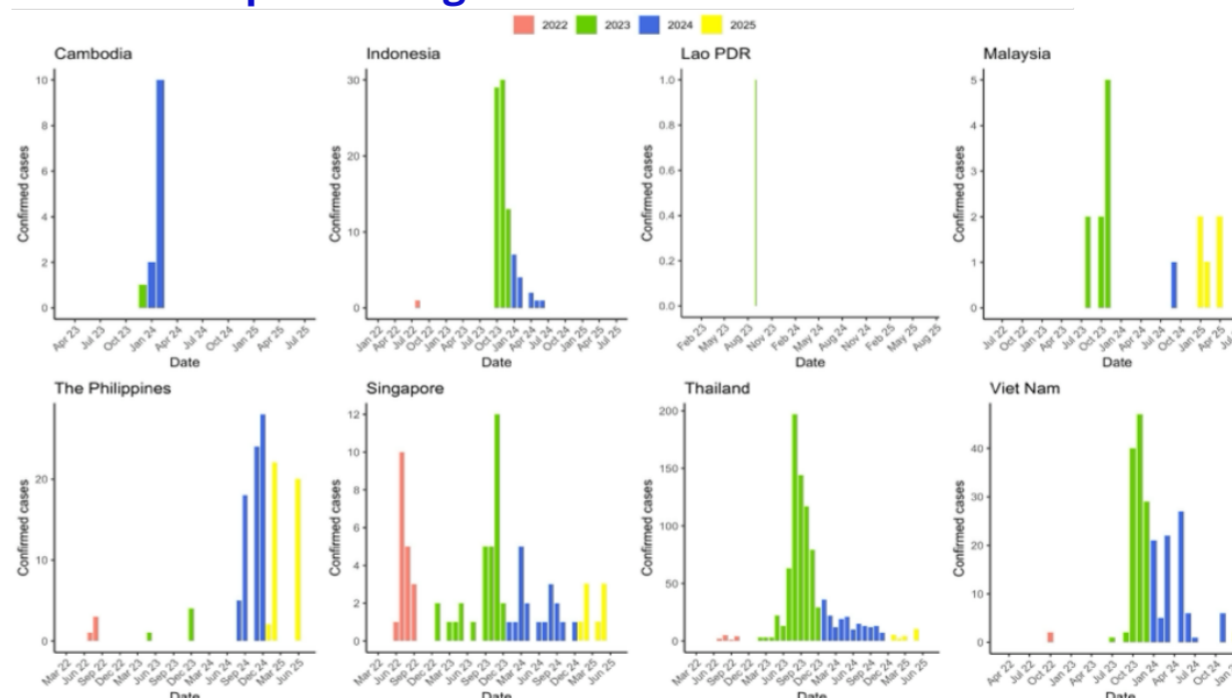


Figure 7. Trends of mpox cases among ASEAN member states, July 2022 to July 3, 2025