

## GLOBAL

Clade IIb mpox remains the predominant variant globally. To date, 103,446 cases and 225 deaths (CFR=0.217%) have been reported.



Last updated September 2, 2024

- Clade Ia
- Clade Ib
- Clade II
- Clade Ia and II
- Clade Ia and Ib
- Clade IIb

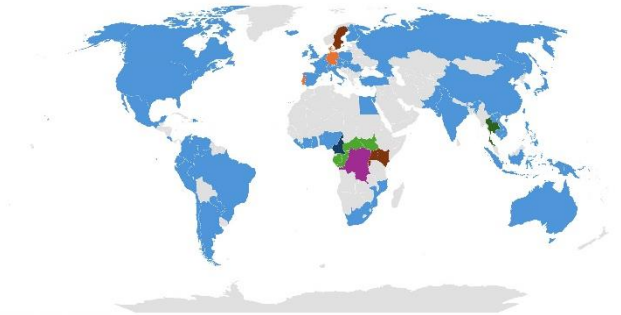


Figure 1. Global Distribution of Mpox Cases

Source: Our World in Data (<https://raw.githubusercontent.com/owid/monkeypox/main/owid-monkeypox-data.csv>)

## AFRICA

New cases are still reported with the Democratic Republic of the Congo (DRC) reporting 4,480 cases with 21 deaths (CFR=0.47%), predominantly clade Ib variant. Several African countries have also seen hundreds of cases.

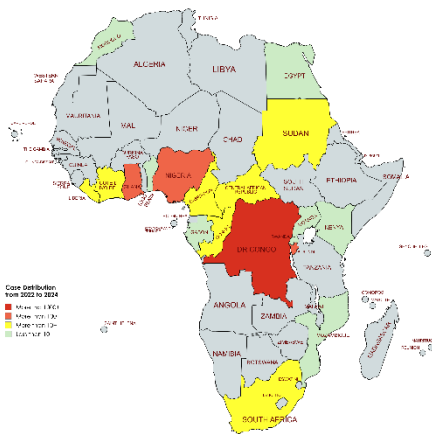


Figure 2. Distribution of Mpox cases in African Countries in 2024

Source: Our World in Data (<https://raw.githubusercontent.com/owid/monkeypox/main/owid-monkeypox-data.csv>)

## The DRC contributed the highest number of cases since 2023.

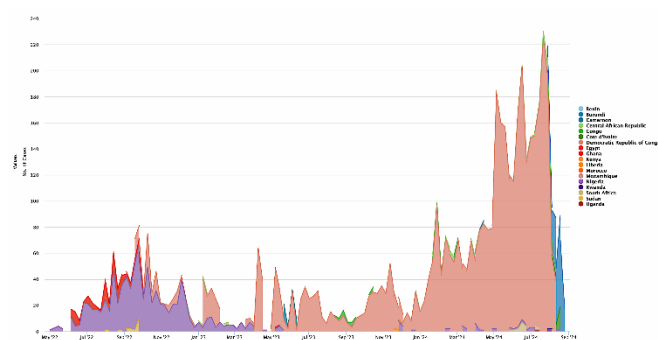


Figure 3. Weekly New Mpox Cases among African Countries

Source: Our World in Data (<https://raw.githubusercontent.com/owid/monkeypox/main/owid-monkeypox-data.csv>)

## Several African countries have reported increased cases

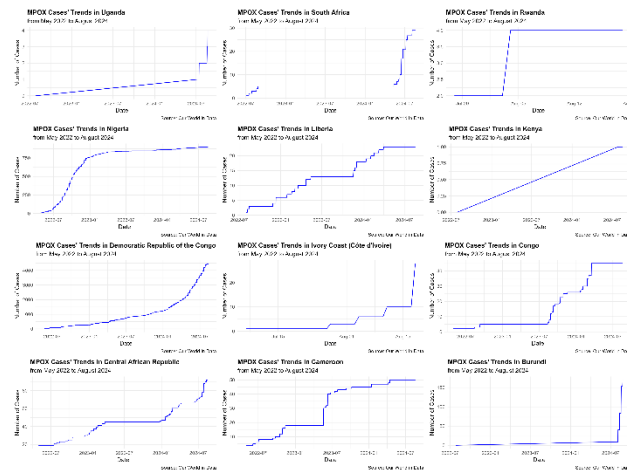


Figure 4. Trends of mpox cases in African countries, May 2022 to August 30, 2024

Source: Our World in Data (<https://raw.githubusercontent.com/owid/monkeypox/main/owid-monkeypox-data.csv>)

## ASEAN

A total of 1,177 confirmed cases, including 18 deaths (CFR=1.53%), have been reported. One case of the Ib clade was reported in Thailand. There have been no additional confirmed cases since the previous report on August 30, 2024

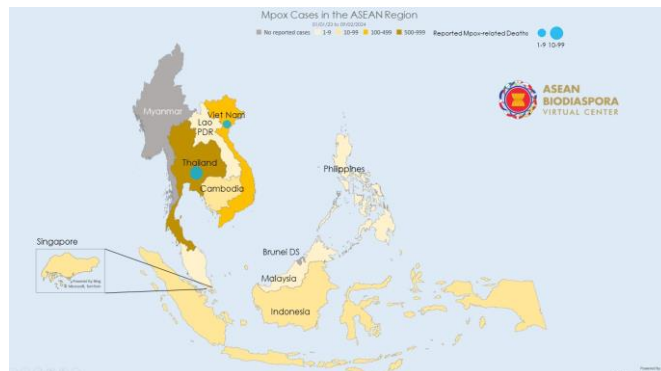


Figure 5. The distribution of mpox cases in the ASEAN region

## Most ASEAN countries has reported mpox since 2023

ASEAN Member State	Cumulative Cases 2023-2024	New Cases Since August 30	Cumulative Deaths 2023-2024	New Deaths Since August 30	CFR
Brunei Darussalam <sup>1</sup>	0	0	0	0	0.00%
Cambodia <sup>2</sup>	20	0	0	0	0.00%
Indonesia <sup>3</sup>	87	0	0	0	0.00%
Lao PDR <sup>4</sup>	1	0	0	0	0.00%
Malaysia <sup>5</sup>	9	0	0	0	0.00%
Myanmar <sup>4</sup>	0	0	0	0	0.00%
Philippines <sup>5</sup>	7	0	0	0	0.00%
Singapore <sup>6</sup>	54	0	0	0	0.00%
Thailand <sup>4</sup>	808	0	10	0	1.24%
Viet Nam <sup>4</sup>	200	0	8	0	4.00%
<b>ASEAN Total</b>	<b>1,177</b>	<b>0</b>	<b>18</b>	<b>0</b>	<b>1.53%</b>

Source: <sup>1</sup>Ministry of Health Brunei Darussalam, <sup>2</sup>Ministry of Health Cambodia, <sup>3</sup>Ministry of Health Republic of Indonesia, <sup>4</sup>Our World in Data, <sup>5</sup>Department of Health Philippines, <sup>6</sup>Ministry of Health Singapore.

Full situation report can be accessed [\[here\]](#)