

COVID-19 Situational Report in the ASEAN Region

ASEAN BioDiaspora Virtual Center (ABVC)

as of March 7, 2022



Canada



COVID-19: Highlights and Situation Overview

Global Update

- Worldwide, there have been over 446.6 million cases and over 6 million deaths attributed to COVID-19.
- Based on the BlueDot COVID-19 Data Suite, as of March 3, the top five countries with the highest seven-day rolling average number of daily new cases are South Korea, Germany, Russia, Vietnam, and Japan. The top five countries with the highest seven-day rolling average number of daily new cases per million population are Brunei Darussalam, Iceland, Faroe Islands, Latvia, and Hong Kong. As of March 3, Europe has the largest proportion of countries (35%, or 18 out of 51) with a high incidence rate (>350 per 100,000 over the past 14 days) and a stable or increasing trend in daily new cases over the last seven days. Africa has the highest proportion of countries (9%, or five out of 56) with a low (<=140) to moderate (140.1 - 350) incidence rate and an increasing trend in new cases over the last seven days. Africa has the highest proportion of countries (77%, or 43 out of 56) reporting a low incidence rate (<= 140) with a stable or decreasing trend in new cases.
- The World Health Organization (WHO) has recently released an updated living guidelines on COVID-19 therapeutics which includes a conditional recommendation on molnupiravir, the first oral antiviral drug to be included in the treatment guidelines for COVID-19, for patients with non-severe COVID-19 with the highest risk of hospitalization. WHO, however, recommends active monitoring for drug safety, along with other strategies to mitigate potential harms as this is a new medicine and have little safety data. Along with a recommendation on molnupiravir, the new update also include an update on casirivimab-imdevimab. Due to evidence that this combination of drugs is ineffective against the Omicron variant of concern, WHO is recommending it to be given only when the infection is caused by another variant. Conditional recommendation against remdesivir in hospitalized patients with COVID-19 were also updated.

Regional Update

- Following the detection of the first local case of the Omicron variant in Laos, an investigation is now underway to identify the source of infection. The joint Ministry of Health (MOH)-WHO team has conducted contact tracing and samples were collected from close contacts of the first case in Bolikhamxay Province. On February 23, twenty-seven of the samples collected from the village where the first Omicron case was detected, tested positive for COVID-19. These positive specimens have been sent to Institut Pasteur Du Lao for genetic sequencing to identify the variant. Contact tracing and specimen collection is also taking place in neighboring villages. The health minister reminded everyone that the Omicron variant has been found to be more transmissible than previous variants, and stringent measures should be strictly followed while the ministry awaits further information on genetic sequencing. He added that COVID-19 measures include isolating the positive cases and quarantining their close contacts to prevent further spread of community transmission.

Vaccine Update

- Based on the BlueDot COVID-19 Data Suite, a total of 10 countries accounted for 67.1% of all vaccinations administered globally as of March 3. The top five countries/territories with the highest number of cumulative people fully vaccinated per 100,000 population are Gibraltar (121,450), United Arab Emirates (95,130), Portugal (92,510), Brunei Darussalam (91,570), and Singapore (90,250). Conversely, the

top five countries with the lowest number of cumulative people fully vaccinated per 100,000 population are Burundi (70), Congo (Kinshasa) (460), Chad (840), Haiti (880), and Yemen (1,220).

- Based on Malaysia's CovidNow portal, a total of 22,927,624 or 97.4% of the adult population have completed the COVID-19 vaccination, 23,204,433 or 98.6% have received at least one dose of the vaccine, and 15,017,166 or 63.8% of the group in have received COVID-19 vaccine booster dose as March 6 (Sunday). As for adolescents aged between 12 and 17, a total of 2,831,197 individuals or 91% of the group have completed COVI-19 vaccination and 2,931,709 or 94.2% of the group have received at least one dose of the vaccine. For children aged five to 11 years, a total of 1,026,732 of them or 28.9% of the age group have received first dose under the National COVID-19 Immunization Programme for Children (PICKids). On Sunday, a total of 57,106 doses of the vaccine were dispensed, with 24,342 as first dose, 882 as second dose and 31,882 as booster dose, bringing the cumulative number of vaccine doses administered under the National COVID-19 Immunization Programme to 67,731,132. Meanwhile, the country's Ministry of Health announced on March 6 that it will begin offering the CoronaVac COVID-19 Vaccine produced by Sinovac starting March 7 (Monday) under PICKids. According to the Health Minister, children who cannot receive the Comirnaty (Pfizer) vaccine for health reasons will instead be offered the CoronaVac vaccine. Parents will also be given the option to opt for the CoronaVac vaccine for their children if they do not agree to the Comirnaty vaccine. Two doses of the CoronaVac vaccine will be administered with a four-week interval in order to obtain a fully-vaccinated status

Travel Advisories (new update/s)

- Malaysia: Malaysia will launch Vaccinated Travel Lanes with Thailand, Cambodia. New air Vaccinated Travel Lanes (VTL) involving Malaysia, Thailand and Cambodia will begin on March 15, 2022 as part of joint efforts to reopen international borders. According to Malaysia's Transport Minister, fully vaccinated travellers will be allowed to travel the designated routes without being required to quarantine upon arrival. For Thailand, designated airlines from both countries will be allowed to mount up to six flights daily for the Kuala Lumpur-Bangkok route and up to four flights daily for the Kuala Lumpur-Phuket route while additional routes may be added subject to mutual agreement by both countries. For Cambodia, designated airlines from both countries will be allowed to operate up to two flights daily on the Kuala Lumpur-Phnom Penh route while additional routes may be added subject to market demand. Malaysia currently has an air and land VTL arrangement with Singapore while Malaysia and Brunei have agreed in principle to implement the same soon.
- Singapore: Singapore launches vaccinated travel lane (VTL) with Vietnam. The Civil Aviation Authority of Singapore (CAAS) said that the Vaccinated Travel Pass (VTP) applications for travellers from Vietnam will open at 10am (Singapore time) on March 13. Short-term visitors and work permit holders eligible to travel on the VTL must apply for a VTP to enter Singapore under the VTL. Fully vaccinated Singapore citizens, permanent residents, all other long-term pass holders and In-Principle Approval (IPA) holders, and children aged 12 years and below in the calendar year do not need to apply for a VTP to enter Singapore under the VTL. According to VTL requirements, short-term visitors must be fully vaccinated against COVID-19 with any vaccine in the World Health Organisation (WHO) Emergency Use List, at least 14 days prior to arrival in Singapore; provide a digitally verifiable vaccination certificate in English issued by Singapore or the VTL country; provide a negative result from a professionally administered COVID-19 PCR or ART test taken within two days prior to departure to Singapore; and purchase COVID-19 medical insurance with a minimum coverage of 30,000 SGD (22,000 USD). Meanwhile, recovered travellers do not need to show a test result within 90 days since their recovery and must be certified by recognized medical facilities.

Cases and Deaths as of 07 March 2022

- As of 07 March 2022 (2PM, GMT+8), worldwide, there were **446,602,853** confirmed cases, including **6,026,537** deaths. Globally, Case Fatality Rate (CFR) was **1.3**.
- In **China**, there were **572,399** confirmed cases with **7,263** deaths, including deaths in Hong Kong (1,744) and Taiwan (853). Confirmed cases in China include confirmed cases in Hong Kong (440,609), Macau (82) and Taiwan (20,840). CFR was **1.3**.
- 22,081,604 confirmed cases** of COVID-19 have been reported in the ASEAN region with a total of **328,753 deaths**, with a CFR of **1.5**.

REGION	COUNTRY	FIRST CONFIRMED CASE(S)	LATEST REPORT ON CONFIRMED CASE(S)	TOTAL CONFIRMED CASES	NEW CASES (7-Day Rolling Average)	TOTAL DEATHS	NEW DEATHS (7-Day Rolling Average)	CASE FATALITY RATE	CUMULATIVE CASES/ 100,000	NUMBER OF TESTS LAST 14 DAYS/ 100,000	CUMULATIVE VACCINATED	CUMULATIVE FULLY VACCINATED	FULLY VACCINATED / 100
ASEAN REGION	Brunei	10 Mar 20	06-Mar-22	88,849	4,005 (4,200)	143	3 (3)	0.2%	20,506		407,565	404,301	91.6
	Cambodia	27 Jan 20	06-Mar-22	132,402	330 (355)	3,041	1 (1)	2.3%	803	235	14,643,848	13,857,235	81.8
	Indonesia	02 Mar 20	06-Mar-22	5,748,725	24,867 (29,904)	150,172	254 (300)	2.6%	2,124	1,086	191,835,428	147,280,509	53.3
	Lao PDR	24 Mar 20	06-Mar-22	144,155	186 (221)	628	- (1)	0.4%	2,011	189	4,962,892	4,329,398	58.7
	Malaysia	25 Jan 20	06-Mar-22	3,622,607	27,435 (28,996)	33,228	55 (79)	0.9%	11,338	6,209	27,137,958	25,757,844	78.6
	Myanmar	23 Mar 20	06-Mar-22	598,446	1,029 (1,750)	19,389	3 (30)	3.2%	1,107	565	23,652,432	21,033,436	38.4
	Philippines	30 Jan 20	06-Mar-22	3,667,542	870 (928)	57,023	144 (89)	1.6%	3,392	-	56,110,301	63,091,847	56.8
	Singapore	23 Jan 20	06-Mar-22	819,663	13,158 (15,655)	1,078	5 (9)	0.1%	14,371		4,988,900	4,922,011	90.3
	Thailand	13 Jan 20	06-Mar-22	3,026,695	21,881 (22,440)	23,238	59 (49)	0.8%	4,347	-	53,788,628	49,735,847	71.1
Vietnam	23 Jan 20	06-Mar-22	4,232,520	202,180(181,305)	40,813	87 (90)	1.0%	4,388	1,663	79,416,167	77,095,637	78.5	
				22,081,604	295,941	328,753	611	1.5%					

Note: Population of each member state has remained constant.

- 423,948,850 confirmed cases** of COVID-19 have been reported in **224 countries/states** (other than China, Hong Kong, Taiwan, Macau, and ASEAN countries):

REGION	COUNTRY	FIRST CONFIRMED CASE(S)	LATEST REPORT ON CONFIRMED CASE(S)	TOTAL CONFIRMED CASES	NEW CASES	TOTAL DEATHS	NEW DEATHS	CASE FATALITY RATE	CUMULATIVE CASES/ 100,000	NUMBER OF TESTS LAST 14 DAYS/ 100,000	CUMULATIVE IMMUNIZED	CUMULATIVE FULLY VACCINATED	FULLY VACCINATED / 100
ASIA PACIFIC	Japan	16 Jan 2020	06-Mar-22	5,382,195	55,297	24,780	132	0.5%	4,263	1,494	101,760,053	100,301,858	79.6
	South Korea	20 Jan 2020	06-Mar-22	4,456,264	243,612	8,957	161	0.2%	8,618	10,498	44,870,094	44,388,199	86.5
	Nepal	24 Jan 2020	06-Mar-22	977,501	54	11,947	2	1.2%	3,417	325	21,645,983	17,843,980	60.1
	Australia	25 Jan 2020	06-Mar-22	2,989,232	20,125	5,416	13	0.2%	11,654	3,849	22,091,094	20,520,964	79.6
	Sri Lanka	27 Jan 2020	06-Mar-22	650,140	508	16,331	10	2.5%	2,982	444	16,917,770	14,197,139	66.0
	India	30 Jan 2020	06-Mar-22	42,962,953	5,476	515,036	158	1.2%	3,144	853	967,153,861	800,304,849	57.4
	Afghanistan	24 Feb 2020	06-Mar-22	174,582	251	7,623	1	4.4%	459		4,907,058	4,231,984	10.6
	Pakistan	26 Feb 2020	06-Mar-22	1,514,258	755	30,265	7	2.0%	699	265	127,532,069	100,163,961	44.5

New Zealand	28 Feb 2020	06-Mar-22	222,767	15,205	65	2	0.0%	4,531	7,320	4,270,342	3,968,978	77.4
Bhutan	05 Mar 2020	06-Mar-22	14,798	347	7	-	0.0%	1,939	7,698	596,419	574,529	73.7
Maldives	07 Mar 2020	06-Mar-22	172,576	306	297	-	0.2%	32,503	7,165	398,229	371,132	68.3
Bangladesh	08 Mar 2020	06-Mar-22	1,947,266	529	29,085	8	1.5%	1,194	160	122,689,831	83,529,389	50.2
Mongolia	10 Mar 2020	06-Mar-22	465,763	173	2,174	1	0.5%	14,442	3,343	2,271,778	2,173,241	65.3
Turkey	10 Mar 2020	06-Mar-22	14,353,888	27,671	95,549	170	0.7%	17,205	6,112	57,710,714	52,855,894	62.2
French Polynesia	12 Mar 2020	03-Mar-22	68,425	-	642	-	0.9%	24,500		183,875	180,023	63.7
Guam	15 Mar 2020	05-Mar-22	45,489	-	331	-	0.7%	27,191		150,441	135,737	80.6
New Caledonia	17 Mar 2020	04-Mar-22	56,833	-	302	-	0.5%	19,747		187,685	179,239	62.2
Fiji	18 Mar 2020	04-Mar-22	64,019	-	834	-	1.3%	7,194	240	667,739	619,988	68.7
Papua New Guinea	21 Mar 2020	02-Mar-22	41,421	-	638	-	1.5%	472	-	304,082	243,773	2.7
Timor Leste	21 Mar 2020	06-Mar-22	22,759	23	129	-	0.6%	1,760	154	677,178	571,418	42.5
Northern Mariana Islands	28 Mar 2020	05-Mar-22	10,074	-	30	-	0.3%	17,607		45,155	42,969	82.9
North Korea	24 Jul 2020	25-Jul-20	1	-	-	-	0.0%	0				
Solomon Islands	03 Oct 2020	06-Mar-22	7,940	682	115	4	1.4%	1,185		206,118	95,101	13.5
Wallis et Futuna	17 Oct 2020	03-Dec-21	454	-	7	-	1.5%	2,833		6,450	6,399	57.7
Marshall Islands	26 Oct 2020	06-Jan-22	7	-	-	-	0.0%	12		29,945	24,727	31.8
Vanuatu	11 Nov 2020	24-Feb-22	18	-	1	-	5.6%	6		114,284	85,180	27.1
Samoa	18 Nov 2020	02-Feb-22	33	-	-	-	0.0%	17		145,989	130,289	65.1
Micronesia	11 Jan 2021	11-Jan-21	1	-	-	-	0.0%	1		60,535	49,555	48.4
Palau	31 May 2021	04-Mar-22	3,844	-	6	-	0.2%	21,346		20,278	17,949	83.4
Tonga	05 Nov 2021	06-Mar-22	898	183	-	-	0.0%	859		76,910	70,283	65.8
Kiribati	25 Jan 2022	06-Mar-22	2,986	1	11	-	0.4%	2,539		74,579	46,015	37.9
AMERICAS												
USA	21 Jan 2020	06-Mar-22	80,915,535	2,916	983,947	110	1.2%	24,651	1,841	254,002,347	215,274,110	64.8
Canada	25 Jan 2020	06-Mar-22	3,323,465	2,697	36,986	30	1.1%	8,745	1,528	32,594,730	30,950,154	81.3
Brazil	26 Feb 2020	05-Mar-22	29,040,800	-	652,216	-	2.2%	13,714	147	178,203,894	155,711,613	72.8

Mexico	28 Feb 2020	05-Mar-22	5,563,080	-	319,824	-	5.7%	4,361	82	85,315,634	79,050,604	60.7
Saint Martin	01 Mar 2020	03-Mar-22	9,912	-	63	-	0.6%	26,083				
Ecuador	01 Mar 2020	03-Mar-22	836,216	-	35,264	-	4.2%	4,813	258	14,774,852	13,565,454	75.8
Dominican Republic	01 Mar 2020	05-Mar-22	575,883	-	4,371	-	0.8%	5,363	514	7,135,113	5,862,255	53.5
Chile	03 Mar 2020	06-Mar-22	3,188,448	20,113	43,077	122	1.4%	16,824	5,643	17,812,534	17,257,682	89.8
Argentina	03 Mar 2020	06-Mar-22	8,936,602	2,274	126,768	60	1.4%	19,886	702	40,403,441	36,206,509	79.4
Peru	05 Mar 2020	04-Mar-22	3,524,504	-	210,995	-	6.0%	10,841	1,509	27,573,834	24,228,979	72.6
Costa Rica	06 Mar 2020	04-Mar-22	814,583	-	8,082	-	1.0%	16,138	1,051	4,195,968	3,827,352	74.5
Colombia	06 Mar 2020	06-Mar-22	6,071,704	1,088	139,091	54	2.3%	12,062	651	41,253,498	33,371,543	65.1
French Guiana	06 Mar 2020	04-Mar-22	77,782	-	393	-	0.5%	39,785				
Martinique	06 Mar 2020	01-Mar-22	115,951	-	895	-	0.8%	26,785				
Paraguay	07 Mar 2020	05-Mar-22	643,619	-	18,460	-	2.9%	9,136	423	3,821,093	3,217,516	44.6
Panama	10 Mar 2020	05-Mar-22	757,487	-	8,111	-	1.1%	17,838	1,708	3,233,635	2,571,478	58.7
Bolivia	10 Mar 2020	05-Mar-22	894,551	-	21,455	-	2.4%	7,770	371	6,930,515	5,604,495	47.4
Honduras	11 Mar 2020	02-Mar-22	413,699	-	10,785	-	2.6%	4,245		5,414,940	4,563,441	45.4
Cuba	11 Mar 2020	06-Mar-22	1,072,956	482	8,500	1	0.8%	9,467	-	10,611,211	9,884,967	87.3
Guyana	11 Mar 2020	05-Mar-22	63,040	-	1,223	-	1.9%	8,053	-	432,381	328,273	41.5
Jamaica	12 Mar 2020	06-Mar-22	128,179	13	2,827	2	2.2%	4,348	813	770,278	656,299	22.1
St Vincent and the Grenadines	12 Mar 2020	03-Mar-22	6,742	-	106	-	1.6%	6,096	335	35,230	29,152	26.2
Saint Lucia	13 Mar 2020	06-Mar-22	22,779	46	362	2	1.6%	12,462		57,622	51,912	28.2
Trinidad and Tobago	13 Mar 2020	05-Mar-22	129,963	-	3,652	-	2.8%	9,317	-	742,395	704,001	50.2
Venezuela	13 Mar 2020	05-Mar-22	516,578	-	5,647	-	1.1%	1,812		22,157,232	14,287,370	49.8
Guatemala	13 Mar 2020	05-Mar-22	791,944	-	17,073	-	2.2%	4,770	-	7,275,131	5,716,727	31.3
Uruguay	13 Mar 2020	05-Mar-22	853,170	-	7,040	-	0.8%	24,646	3,416	2,964,816	2,731,639	78.4
Curacao	13 Mar 2020	04-Mar-22	39,133	-	264	-	0.7%	24,840		107,054	98,254	59.6
Puerto Rico	13 Mar 2020	05-Mar-22	474,573	-	4,133	-	0.9%	14,860		3,048,762	2,608,027	81.7
Suriname	13 Mar 2020	05-Mar-22	78,487	-	1,318	-	1.7%	13,500	579	266,344	235,715	39.8
Antigua and Barbuda	13 Mar 2020	05-Mar-22	7,455	-	135	-	1.8%	7,676	-	63,704	61,327	62.1
Guadeloupe	13 Mar 2020	23-Feb-22	126,642	-	837	-	0.7%	28,587				

Cayman Islands	13 Mar 2020	23-Feb-22	19,373	-	17	-	0.1%	29,828		61,502	59,726	89.8
Aruba	14 Mar 2020	04-Mar-22	33,732	-	212	-	0.6%	31,729		87,485	80,551	75.1
Bahamas	15 Mar 2020	04-Mar-22	33,169	-	771	-	2.3%	8,516	812	163,061	153,878	38.8
US Virgin Islands	16 Mar 2020	04-Mar-22	15,426	-	109	-	0.7%	14,467		67,721	56,059	52.7
Sint Maarten	17 Mar 2020	04-Mar-22	9,573	-	85	-	0.9%	23,502		27,857	25,848	59.5
Montserrat	17 Mar 2020	26-Feb-22	164	-	2	-	1.2%	1,756		1,869	1,749	35.1
Barbados	17 Mar 2020	06-Mar-22	56,124	111	319	-	0.6%	19,554		160,450	149,913	52.1
El Salvador	18 Mar 2020	05-Mar-22	156,364	-	4,088	-	2.6%	2,423	507	4,569,063	4,258,480	65.3
Nicaragua	18 Mar 2020	01-Mar-22	18,105	-	221	-	1.2%	277		5,459,763	4,017,542	59.9
Bermuda	18 Mar 2020	03-Mar-22	11,634	-	123	-	1.1%	18,201		47,336	46,247	74.5
Haiti	19 Mar 2020	05-Mar-22	30,385	-	823	-	2.7%	270	-	151,962	101,391	0.9
Dominica	22 Mar 2020	04-Mar-22	11,248	-	61	-	0.5%	15,664		32,153	29,605	41.0
Grenada	22 Mar 2020	28-Feb-22	13,690	-	216	-	1.6%	12,223		43,005	37,504	33.2
Belize	23 Mar 2020	04-Mar-22	56,876	-	651	-	1.1%	14,570	2,934	234,810	207,253	51.2
Turks and Caicos Islands	23 Mar 2020	27-Feb-22	5,867	-	36	-	0.6%	15,362		31,165	29,160	74.3
Saint Kitts and Nevis	24 Mar 2020	05-Mar-22	5,536	-	42	-	0.8%	10,480	1,189	31,162	26,294	49.1
British Virgin Islands	25 Mar 2020	02-Mar-22	6,091	-	62	-	1.0%	20,283		18,923	17,325	57.0
Anguilla	26 Mar 2020	28-Feb-22	2,555	-	9	-	0.4%	19,277		10,439	9,549	63.1
Caribbean Netherlands	01 Apr 2020	05-Mar-22	7,612	-	31	-	0.4%	42,261		19,109	16,736	63.3
Falkland Islands	03 Apr 2020	04-Mar-22	114	-	-	-	0.0%	4,321		2,632	1,775	50.3
Saint Pierre and Miquelon	05 Apr 2020	04-Mar-22	1,102	-	1	-	0.1%	15,716				
Saint Barthelemy	25 Jul 2020	03-Mar-22	3,780	-	6	-	0.2%	44,734				
EUROPE												
France	24 Jan 2020	06-Mar-22	23,057,326	45,328	139,275	32	0.6%	34,383	3,671	53,967,005	52,337,810	77.6
Germany	27 Jan 2020	06-Mar-22	15,844,789	102,769	124,715	45	0.8%	19,060	2,368	63,503,042	62,828,629	74.9
Finland	29 Jan 2020	04-Mar-22	671,773	-	2,387	-	0.4%	12,169	2,687	4,469,379	4,231,437	76.3
Italy	30 Jan 2020	06-Mar-22	13,026,112	35,889	155,887	105	1.2%	21,603	8,220	50,648,171	47,590,841	78.8
Russian Federation	31 Jan 2020	06-Mar-22	16,941,656	79,863	356,281	744	2.1%	11,735	4,316	78,750,034	72,101,180	49.4
Spain	31 Jan 2020	04-Mar-22	11,100,428	-	100,413	-	0.9%	23,579	1,843	41,083,791	39,103,590	83.7

Sweden	31 Jan 2020	04-Mar-22	2,455,966	-	17,479	-	0.7%	23,878	571	7,808,159	7,593,465	74.7
United Kingdom of Great Britain	31 Jan 2020	04-Mar-22	19,119,181	-	162,008	-	0.8%	28,607	11,520	52,654,053	49,061,567	71.9
Belgium	05 Feb 2020	05-Mar-22	3,586,292	-	30,259	-	0.8%	31,228	3,272	9,219,491	9,086,025	78.1
Switzerland	25 Feb 2020	04-Mar-22	2,877,753	-	13,300	-	0.5%	33,560	5,856	6,077,733	5,987,112	68.7
Austria	25 Feb 2020	06-Mar-22	2,867,760	28,463	15,008	22	0.5%	32,305	69,436	6,800,252	6,566,726	72.6
Croatia	25 Feb 2020	06-Mar-22	1,063,828	875	15,214	20	1.4%	26,154	2,115	2,307,581	2,231,430	54.7
Norway	26 Feb 2020	05-Mar-22	1,305,006	-	1,664	-	0.1%	24,402	3,458	4,329,409	4,021,682	73.6
Romania	26 Feb 2020	06-Mar-22	2,768,261	3,092	63,961	30	2.3%	14,301	3,534	8,147,081	8,068,154	42.2
Estonia	26 Feb 2020	06-Mar-22	515,708	1,641	2,290	-	0.4%	38,875	6,529	857,787	840,122	63.4
Georgia	26 Feb 2020	06-Mar-22	1,625,372	1,700	16,366	28	1.0%	43,688	6,370	1,577,043	1,248,790	31.4
North Macedonia	26 Feb 2020	06-Mar-22	299,642	223	9,079	4	3.0%	14,382	1,884	851,356	832,608	40.0
Greece	26 Feb 2020	06-Mar-22	2,508,472	9,213	26,194	51	1.0%	23,408	38,436	7,869,354	7,551,492	72.8
Denmark	27 Feb 2020	06-Mar-22	2,727,629	10,301	4,868	38	0.2%	46,878	13,826	4,844,256	4,742,292	81.6
San Marino	27 Feb 2020	28-Feb-22	14,369	-	112	-	0.8%	42,437		24,583	21,841	64.2
Lithuania	27 Feb 2020	06-Mar-22	931,824	3,212	8,512	9	0.9%	33,437	3,429	1,946,742	1,870,773	69.6
Netherlands	27 Feb 2020	06-Mar-22	6,707,202	66,799	21,612	4	0.3%	38,696	3,470	13,450,667	12,356,769	72.0
Azerbaijan	27 Feb 2020	06-Mar-22	789,332	374	9,518	18	1.2%	7,875	1,125	5,280,393	4,772,019	46.7
Belarus	28 Feb 2020	06-Mar-22	931,002	1,662	6,566	16	0.7%	9,834	2,774	5,528,298	4,632,574	49.1
Iceland	28 Feb 2020	04-Mar-22	140,929	-	68	-	0.0%	39,005	1,304	309,518	289,482	78.5
Ireland	28 Feb 2020	04-Mar-22	1,315,100	-	6,531	-	0.5%	26,614	2,917	4,054,930	3,975,796	79.8
Monaco	29 Feb 2020	06-Mar-22	9,539	2	51	-	0.5%	24,482		28,875	25,667	65.0
Czech Republic	01 Mar 2020	06-Mar-22	3,629,515	4,578	38,915	23	1.1%	34,017	4,574	6,944,375	6,848,399	63.9
Luxembourg	01 Mar 2020	04-Mar-22	186,360	-	996	-	0.5%	30,063	4,772	479,311	456,085	71.9
Armenia	01 Mar 2020	06-Mar-22	421,341	115	8,536	8	2.0%	14,245	1,523	1,087,524	920,978	31.0
Latvia	02 Mar 2020	06-Mar-22	701,540	3,992	5,351	3	0.8%	36,676	11,680	1,342,491	1,299,651	69.6
Portugal	02 Mar 2020	06-Mar-22	3,332,200	10,066	21,199	17	0.6%	32,448	8,455	9,661,272	9,409,511	92.5
Andorra	02 Mar 2020	04-Mar-22	38,434	-	151	-	0.4%	49,822	665	57,797	53,250	68.8
Liechtenstein	03 Mar 2020	06-Mar-22	12,932	99	78	-	0.6%	34,015	-	26,707	26,354	68.9
Ukraine	03 Mar 2020	24-Feb-22	4,809,624	-	105,505	-	2.2%	10,836	-	15,729,617	15,221,792	35.0
Slovenia	04 Mar 2020	06-Mar-22	903,686	942	6,363	12	0.7%	43,281	7,486	1,264,029	1,218,812	58.6

	Hungary	04 Mar 2020	04-Mar-22	1,800,046	-	44,286	-	2.5%	18,424	2,272	6,396,404	6,173,237	64.1
	Poland	04 Mar 2020	06-Mar-22	5,741,739	7,698	112,545	10	2.0%	15,121	4,366	22,539,353	22,245,134	58.9
	Faroe Islands	04 Mar 2020	27-Feb-22	34,237	-	28	-	0.1%	70,334	6,685	41,715	40,895	83.4
	Bosnia and Herzegovina	05 Mar 2020	04-Mar-22	372,139	-	15,519	-	4.2%	11,274	-	943,394	846,080	25.9
	Gibraltar	05 Mar 2020	04-Mar-22	15,609	-	101	-	0.6%	46,316		41,968	40,917	121.5
	Slovakia	06 Mar 2020	06-Mar-22	1,509,494	6,186	18,687	24	1.2%	27,676	8,638	2,817,806	2,752,072	50.5
	Serbia	06 Mar 2020	06-Mar-22	1,925,618	1,641	15,437	32	0.8%	27,727	2,601	3,344,161	3,263,979	47.5
	Vatican City	06 Mar 2020	19-Jan-22	29	-	-	-	0.0%	3,149				
	Malta	07 Mar 2020	06-Mar-22	71,899	99	608	-	0.8%	14,304	3,912	471,178	463,636	89.8
	Moldova	07 Mar 2020	06-Mar-22	505,393	518	11,292	7	2.2%	19,017		989,897	1,042,979	25.9
	Bulgaria	08 Mar 2020	05-Mar-22	1,100,811	-	35,811	-	3.3%	15,781	2,787	1,904,143	2,048,860	29.7
	Albania	09 Mar 2020	05-Mar-22	272,132	-	3,479	-	1.3%	9,534	171	1,270,745	1,198,759	41.7
	Cyprus	09 Mar 2020	06-Mar-22	333,238	1,730	877	2	0.3%	27,803	97,177	687,926	645,292	72.0
	Channel Islands	09 Mar 2020	01-Mar-22	14,434	-	31	-	0.2%	22,129		54,146	51,351	81.0
	Jersey	10 Mar 2020	04-Mar-22	38,796	-	114	-	0.3%	42,721		82,645	78,935	78.1
	Kazakhstan	13 Mar 2020	06-Mar-22	1,303,707	171	13,626	-	1.0%	7,042	-	9,394,344	9,010,266	47.4
	Kosovo	13 Mar 2020	06-Mar-22	226,579	66	3,117	-	1.4%	12,628		900,307	817,292	45.9
	Uzbekistan	15 Mar 2020	06-Mar-22	236,899	59	1,637	-	0.7%	705		18,446,210	13,160,671	38.8
	Greenland	16 Mar 2020	04-Mar-22	11,806	-	20	-	0.2%	20,998		41,229	38,474	67.7
	Montenegro	17 Mar 2020	06-Mar-22	230,958	71	2,685	-	1.2%	37,123		288,838	280,487	44.7
	Kyrgyzstan	18 Mar 2020	06-Mar-22	200,631	16	2,965	2	1.5%	3,107		1,453,980	1,181,058	17.8
	Isle of Man	19 Mar 2020	06-Mar-22	23,404	76	80	-	0.3%	27,670		69,422	66,681	78.1
	Tajikistan	30 Apr 2020	20-Feb-22	17,388	-	124	-	0.7%	187		4,916,961	4,107,682	42.1
MIDDLE EAST	UAE	29 Jan 2020	06-Mar-22	882,884	407	2,301	-	0.3%	9,036	52,954	9,890,349	9,514,515	95.2
	Iran	19 Feb 2020	06-Mar-22	7,089,892	5,586	137,948	201	1.9%	8,551	1,240	63,077,531	55,685,708	65.5
	Israel	21 Feb 2020	06-Mar-22	3,673,110	5,660	10,282	8	0.3%	40,572	8,958	6,699,787	6,122,211	65.9
	Lebanon	21 Feb 2020	06-Mar-22	1,078,249	1,007	10,152	10	0.9%	15,728	-	2,497,183	2,166,325	32.0
	Kuwait	24 Feb 2020	06-Mar-22	623,159	670	2,545	1	0.4%	14,812	5,571	3,391,299	3,275,680	75.7
	Oman	24 Feb 2020	06-Mar-22	384,818	944	4,249	1	1.1%	7,735		3,212,139	2,997,719	57.4
	Bahrain	24 Feb 2020	06-Mar-22	527,135	1,964	1,458	-	0.3%	32,119	9,942	1,227,305	1,197,343	68.5
	Iraq	24 Feb 2020	06-Mar-22	2,308,191	636	25,050	9	1.1%	5,872	254	9,874,526	6,791,628	16.5
	Qatar	29 Feb 2020	06-Mar-22	358,253	170	670	-	0.2%	12,650	7,713	2,360,308	2,218,292	75.7
	Saudi Arabia	02 Mar 2020	06-Mar-22	747,436	317	9,008	2	1.2%	2,181	2,049	25,792,668	23,964,566	67.8

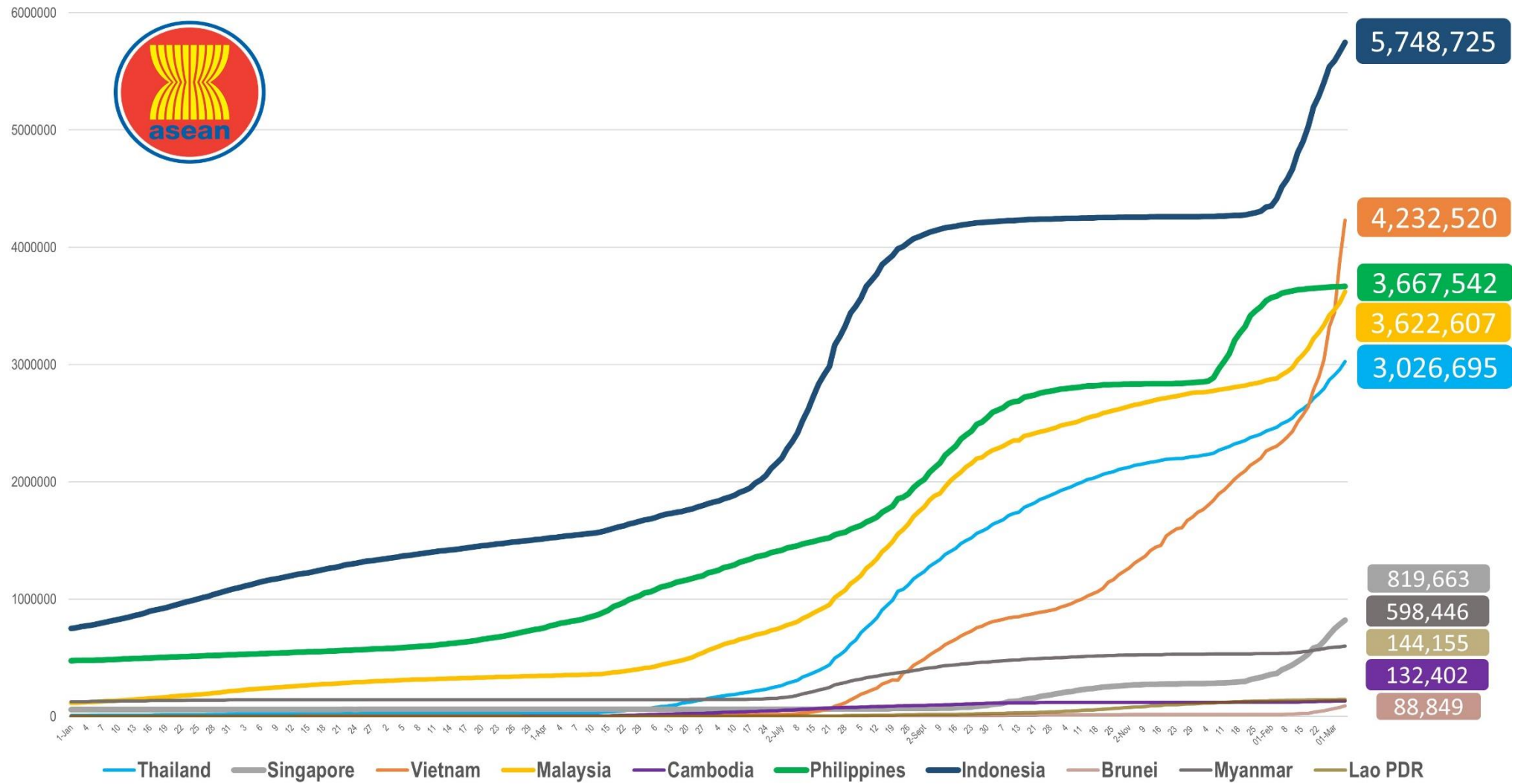
AFRICA

Jordan	02 Mar 2020	01-Mar-22	1,638,228	-	13,849	-	0.8%	16,217	3,479	4,662,686	4,336,568	42.2
Palestine	05 Mar 2020	06-Mar-22	651,700	575	5,581	4	0.9%	13,909		2,079,315	1,530,174	29.3
Syria	22 Mar 2020	05-Mar-22	54,963	-	3,092	-	5.6%	322		2,197,941	1,229,358	6.7
Yemen	10 Apr 2020	06-Mar-22	11,777	2	2,138	3	18.2%	40		614,653	372,918	1.2
Egypt	14 Feb 2020	05-Mar-22	489,876	-	24,172	-	4.9%	488		40,772,051	29,953,832	28.7
Algeria	25 Feb 2020	06-Mar-22	265,265	38	6,855	2	2.6%	616		7,456,361	6,076,272	13.6
Nigeria	28 Feb 2020	04-Mar-22	254,637	-	3,142	-	1.2%	127	104	17,735,985	8,091,251	3.8
Tunisia	02 Mar 2020	05-Mar-22	1,005,167	-	27,922	-	2.8%	8,595	648	7,160,078	6,331,265	53.0
Morocco	02 Mar 2020	06-Mar-22	1,161,646	60	16,017	2	1.4%	3,185	412	24,842,826	23,292,458	62.4
Senegal	02 Mar 2020	05-Mar-22	85,747	-	1,961	-	2.3%	526	89	1,440,720	1,028,842	6.0
South Africa	05 Mar 2020	06-Mar-22	3,684,319	1,147	99,543	-	2.7%	6,292	540	20,396,606	17,301,807	28.8
Cameroon	06 Mar 2020	03-Mar-22	119,322	-	1,926	-	1.6%	461		1,068,604	809,698	3.0
Togo	06 Mar 2020	06-Mar-22	36,821	6	272	-	0.7%	456	132	1,415,448	1,075,383	12.7
Burkina Faso	09 Mar 2020	20-Feb-22	20,751	-	375	-	1.8%	102	8	2,113,440	1,145,006	5.3
Democratic Republic of Congo	10 Mar 2020	04-Mar-22	86,154	-	1,335	-	1.5%	99		703,306	420,737	0.5
Ivory Coast	11 Mar 2020	05-Mar-22	81,546	-	795	-	1.0%	317	114	5,812,567	3,746,414	13.9
Reunion	11 Mar 2020	01-Mar-22	302,162	-	666	-	0.2%	38,891				
Ghana	13 Mar 2020	25-Feb-22	160,028	-	1,442	-	0.9%	526	142	7,721,716	4,789,981	15.1
Guinea	13 Mar 2020	28-Feb-22	36,397	-	440	-	1.2%	285		3,531,742	1,875,830	13.9
Gabon	13 Mar 2020	05-Mar-22	47,559	-	303	-	0.6%	2,189	639	299,993	245,649	10.8
Sudan	13 Mar 2020	04-Mar-22	61,569	-	3,912	-	6.4%	144	-	5,126,250	2,333,416	5.2
Kenya	13 Mar 2020	06-Mar-22	323,075	4	5,641	1	1.7%	615	113	8,816,664	7,667,915	14.0
Ethiopia	13 Mar 2020	06-Mar-22	468,966	36	7,476	-	1.6%	418	59	20,020,958		
Central African Republic	14 Mar 2020	04-Mar-22	14,320	-	113	-	0.8%	302	59	775,176	738,466	15.0
Seychelles	14 Mar 2020	02-Mar-22	39,403	-	163	-	0.4%	40,362		84,074	79,820	80.7
Rwanda	14 Mar 2020	06-Mar-22	129,556	5	1,458	-	1.1%	1,026	1,242	8,745,114	7,743,435	58.3
Namibia	14 Mar 2020	06-Mar-22	157,338	14	4,013	-	2.6%	6,307	602	440,661	373,802	14.5
Swaziland	14 Mar 2020	06-Mar-22	69,298	1	1,391	-	2.0%	6,036		380,363	336,066	28.7
Mauritania	14 Mar 2020	06-Mar-22	58,649	3	980	-	1.7%	1,296	571	1,520,227	1,024,055	21.5
Mayotte	14 Mar 2020	04-Mar-22	36,703	-	187	-	0.5%	23,078				
Equatorial Guinea	15 Mar 2020	05-Mar-22	15,889	-	183	-	1.2%	1,172	13,191	257,526	206,023	14.2
Republic of Congo	15 Mar 2020	28-Feb-22	24,020	-	378	-	1.6%	446		675,865	635,227	11.2
Benin	16 Mar 2020	03-Mar-22	26,575	-	163	-	0.6%	225	-	2,591,583	2,013,843	16.2
Liberia	16 Mar 2020	28-Feb-22	7,384	-	294	-	4.0%	150		1,116,709	1,084,591	20.9
Tanzania	16 Mar 2020	22-Feb-22	33,620	-	798	-	2.4%	58	-	2,545,391	2,374,800	3.9
Somalia	16 Mar 2020	01-Mar-22	26,351	-	1,348	-	5.1%	171		1,450,684	922,190	5.6
Gambia	17 Mar 2020	28-Feb-22	11,939	-	365	-	3.1%	509	87	330,027	316,887	12.7
Zambia	17 Mar 2020	06-Mar-22	313,821	77	3,959	1	1.3%	1,757	162	2,487,149	1,983,053	10.5
Mauritius	18 Mar 2020	05-Mar-22	32,431	-	786	-	2.4%	2,562		993,298	947,467	74.4
Djibouti	18 Mar 2020	04-Mar-22	15,550	-	189	-	1.2%	1,597	547	137,888	97,891	9.8

Niger	19 Mar 2020	06-Mar-22	8,766	6	307	-	3.5%	38	23	1,474,560	1,049,867	4.2
Chad	19 Mar 2020	28-Feb-22	7,255	-	190	-	2.6%	45	-	271,031	142,452	0.8
Zimbabwe	20 Mar 2020	06-Mar-22	239,019	280	5,397	-	2.3%	1,632	318	4,374,896	3,408,609	22.6
Cape Verde	20 Mar 2020	06-Mar-22	55,895	3	401	-	0.7%	10,164		352,330	297,833	53.0
Madagascar	20 Mar 2020	06-Mar-22	63,791	132	1,373	7	2.2%	237	42	1,007,538	956,396	3.4
Uganda	21 Mar 2020	02-Mar-22	163,338	-	3,590	-	2.2%	369	95	13,531,724	2,706,785	5.7
Eritrea	21 Mar 2020	05-Mar-22	9,715	-	103	-	1.1%	274				
Angola	21 Mar 2020	04-Mar-22	98,796	-	1,900	-	1.9%	310	73	10,591,264	5,448,403	16.1
Mozambique	22 Mar 2020	06-Mar-22	225,140	5	2,196	-	1.0%	741	56	12,195,082	10,521,232	32.7
Libya	24 Mar 2020	06-Mar-22	497,958	679	6,299	11	1.3%	7,347		2,167,407	1,098,757	15.8
Guinea-Bissau	25 Mar 2020	02-Mar-22	8,027	-	167	-	2.1%	418		514,401	338,139	16.8
Mali	25 Mar 2020	05-Mar-22	30,398	-	724	-	2.4%	155		1,155,936	798,284	3.8
Botswana	30 Mar 2020	25-Feb-22	263,950	-	2,619	-	1.0%	11,458	-	1,422,523	1,162,835	48.5
Sierra Leone	31 Mar 2020	24-Feb-22	7,665	-	125	-	1.6%	98		1,480,815	936,846	11.5
Burundi	31 Mar 2020	02-Mar-22	38,150	-	15	-	0.0%	331	167	9,366	8,790	0.1
Malawi	02 Apr 2020	06-Mar-22	85,429	18	2,619	1	3.1%	459	43	1,525,864	813,482	4.1
South Sudan	05 Apr 2020	04-Mar-22	16,999	-	137	-	0.8%	154	104	381,712	333,634	2.9
Sao Tome and Principe	06 Apr 2020	27-Feb-22	5,934	-	72	-	1.2%	2,759		88,983	61,405	27.5
Comoros	30 Apr 2020	27-Feb-22	8,033	-	160	-	2.0%	944		341,102	301,218	33.9
Lesotho	13May 2020	03-Mar-22	32,707	-	697	-	2.1%	1,539		782,175	727,528	33.7
			423,948,850	850,919	5,690,521	2,620	1.3%					

COVID-19 Epi curve among ASEAN Countries:

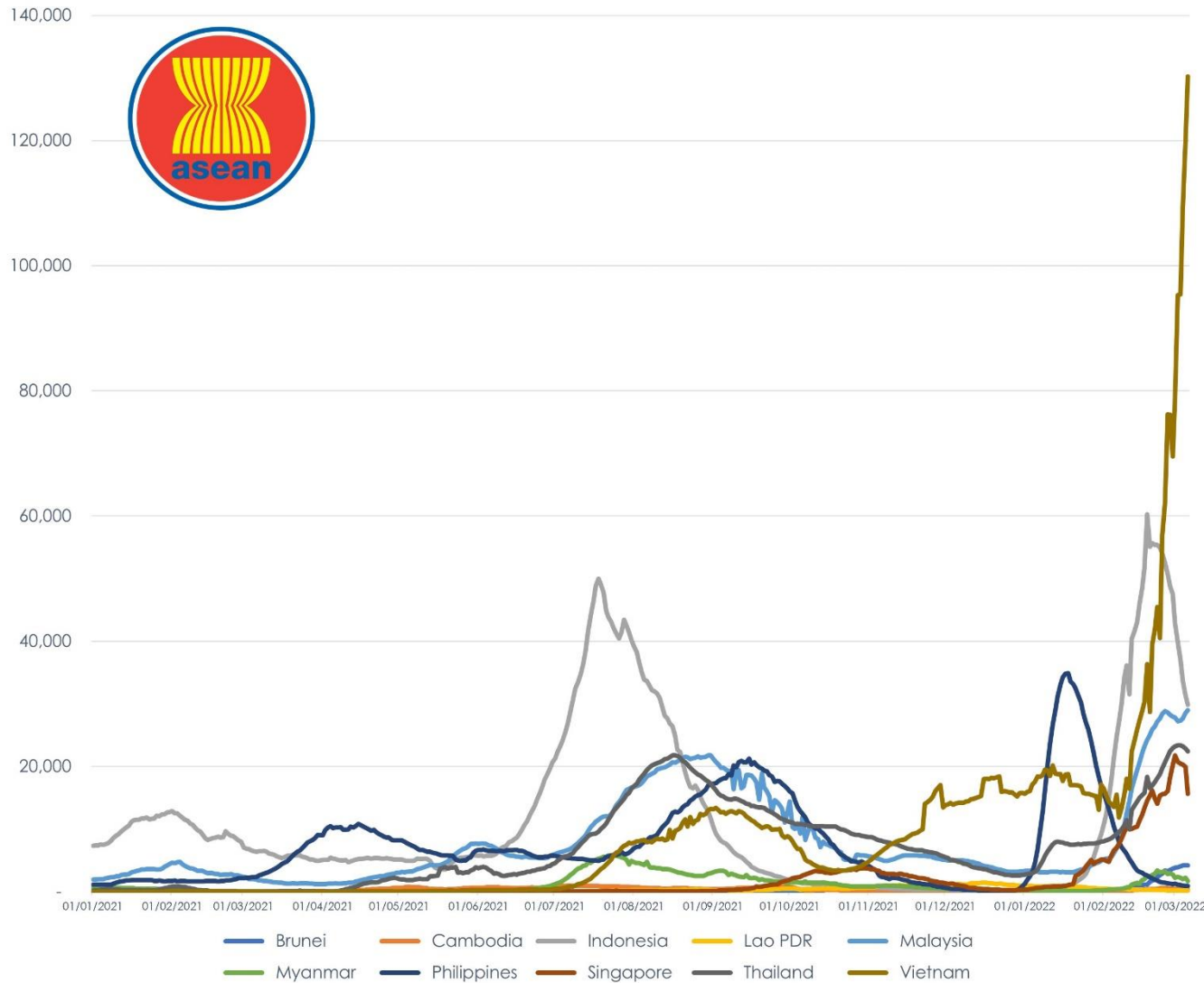
From January 1, 2021 to March 6, 2022



Cumulative cases of COVID-19 in the ASEAN Region as of March 6, 2022 (Report generated by ASEAN Biodiaspora Virtual Center)

7-Day Rolling Average of COVID-19 new cases

From January 1, 2021 to March 6, 2022

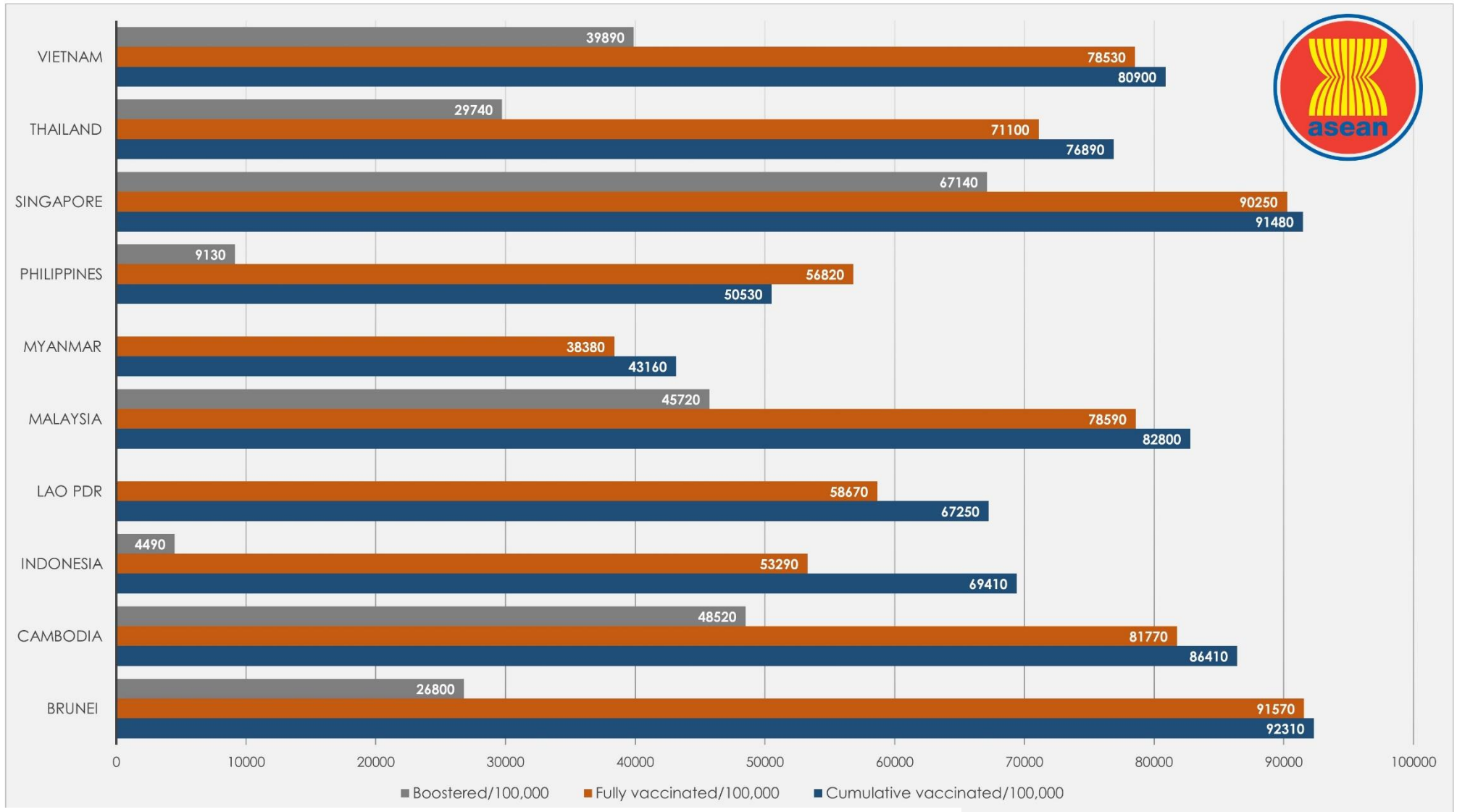


ASEAN Country	New Cases Rate of Change 7-Day Window*	P-value
Brunei	92.8	0.001
Cambodia	-18.6	0
Indonesia	-2926	0
Lao PDR	0.9	0.484
Malaysia	177.3	0.15
Myanmar	-123.7	0.015
Philippines	-58.8	0.001
Singapore	-635.4	0.077
Thailand	-90.4	0.194
Vietnam	9934.3	0

**Beta coefficient of linear line of best fit; equal to the rate of change in the 7-day rolling average of new cases over the past 7 days (as of March 6, 2022)

COVID-19 Vaccination Status


as of 6 March 2022



Note: Philippine data on "Cumulative People Vaccinated" not updated

COVID-19 Outlook Assessment

as of 4 March 2022

 ASEAN MEMBER STATE	REQUIREMENT							
	At least 80% of the high-risk population has been vaccinated with at least one dose of a COVID-19 vaccine.		At least 65% of the total population has a level of immunity to COVID-19; either recovered from COVID-19 or have been vaccinated with at least one dose of a COVID-19 vaccine.		Case levels are generally low (a 7-day rolling average number of daily new cases that is <10 cases per 100,000, with each day's past-14-day test positivity is consistently <5%).		Government Policy on containment and health (strictness and comprehensiveness in COVID-19 related government policies)	
	% of High risk population fully vaccinated	Population vaccinated/day (7-day average)	% of Total population fully vaccinated / boosted	Population vaccinated/day (7-day average)	Daily cases/100,000	Test positivity last 14 days	Containment and health index score - Oxford COVID-19 Government Response Tracker (OxCGRT)	Change over the past 30 days
Brunei	≥90.0	Unknown	≥90.0/26.8	Unknown	968.0	Unknown	67.9/100	0.0
Cambodia	≥90.0	0%/day	87.9/48.5	0.02%/day	2.19	16.9	37.5/100	-11.0
Indonesia	≥90.0	0%/day	56.1/4.3	0.18%/day	11.58	17.2	61.6/100	0.0
Lao PDR	≥90.0	0%/day	64.1/ND	0.26%/day	3.0	23.6	78.3/100	+3.6
Malaysia	≥90.0	0%/day	79.1/45.6	0%/day	89.43	11.9	58.0/100	0.0
Myanmar	≥90.0	0%/day	39.8/ND	Unknown	4.12	9.3	71.2/100	+1.8
Philippines	≥90.0	0%/day	61.1/9.1	unknown	0.88	13.1	82.4/100	0.0
Singapore	≥90.0	0%/day	87.3/67.1	0.07%/day	309.57	Unknown	72.0/100	-2.4
Thailand	≥90.0	0%/day	72.2/29.7	0.02%/day	32.81	25.2	53.0/100	0.0
Vietnam	87.3	0.08%/day	83.2/39.9	0.08%/day	72.07	61.0	71.4/100	0.0



Report generated by
ASEAN Biodiaspora Virtual Center (ABVC)
 in collaboration with **Bluedot Inc.**
 Email: support@biodiaspora.org

