

COVID-19 Situational Report in the ASEAN Region

ASEAN BioDiaspora Virtual Center (ABVC)

as of March 28, 2022



COVID-19: Highlights and Situation Overview

Global Update

- Worldwide, there have been over 482 million cases and over 6.1 million deaths attributed to COVID-19.
- Based on the BlueDot COVID-19 Data Suite, as of March 24, the top five countries with the highest seven-day rolling average number of daily new cases are South Korea, Vietnam, Germany, France, and the United Kingdom. The top five countries with the highest seven-day rolling average number of daily new cases per million population are South Korea, Guernsey, Austria, Cyprus, and New Zealand. As of March 24, Europe is the continent with the largest proportion of countries (45%, or 23 out of 51) with a high incidence rate (>350 cases per 100,000 over the past 14 days) and a stable or increasing trend in daily new cases over the last seven days. Africa has the highest proportion of countries (16%, or nine out of 56) with a low (≤ 140 cases per 100,000 over the past 14 days) to moderate (140.1 - 350 cases per 100,000 over the past 14 days) incidence rate and an increasing trend in new cases over the last seven days. Africa has the highest proportion of countries (66%, or 37 out of 56) reporting a low incidence rate (≤ 140 cases per 100,000 over the past 14 days) with a stable or decreasing trend in new cases.
- According to BlueDot's COVID-19 Data Suite, as of March 24, the incidence rate of COVID-19 cases in China has been low (≤ 140 cases per 100,000 people over the past 14 days) with a stable or decreasing trend in new cases over the last seven days. However, while the number of daily new cases has remained stable over the past seven days, cases have been recently increasing over the past month. The seven-day rolling average number of daily new cases is 2,216 as of March 24, which is a +479% increase from 383 daily new cases two weeks prior on March 11, and +1,294% from 159 daily new cases the month prior on February 24. China adopted a stringent "zero-COVID" strategy early in the pandemic which has involved large-scale lockdowns, mass testing, contact tracing, quarantines, strict public health restrictions, and both international and domestic travel bans. Under this strategy, the country has deployed testing and quarantine requirements on a massive scale to identify and isolate cases. However, this strategy has been under pressure due to the rising cases since the country reported its first Omicron cases in mid-December 2021. COVID-19 case management in the country has included the hospital admission of every case, regardless of symptom severity. While China still continues to quarantine all identified cases, including those who are asymptomatic, mild cases have recently been allowed to isolate in centralized locations, rather than in hospitals. This decision has been made to avoid overwhelming the medical system and reserve hospital beds for those with severe COVID-19 symptoms. Currently, around 95% of new infections have mild symptoms or are asymptomatic. Meanwhile, authority of China's financial hub Shanghai said on March 27 (Sunday) that it would lock down the city in two stages to carry out COVID-19 testing over a nine-day period after it reported a new daily record for asymptomatic infections. The snap lockdown, announced by Shanghai's city government on March 27, will split the city in two roughly along the Huangpu River for nine days to allow for "staggered" testing. The the local government said that Pudong financial district and nearby areas will be locked down from early on March 28 to April 1 as citywide mass testing gets underway, while in the second phase of the lockdown, the vast downtown area west of the Huangpu River that divides the city will then start its own five-day lockdown on April 1 to April 5. Shanghai's Public Security Bureau said that traffic controls would be implemented on highways into and out of the city, requiring people leaving Shanghai to show proof of negative results from nucleic acid tests taken within

48 hours. The city government said on Sunday that it would suspend public transport, including ride-hailing services, in locked-down areas. It also ordered the suspension of work at firms and factories, with the exception of those offering public services or supplying food. Shanghai reported 3,450 asymptomatic COVID-19 cases on Sunday, accounting for nearly 70% of the nationwide's total number of COVID-19 daily cases, along with 50 symptomatic cases.

Regional Update

- Singapore recorded 4,848 new COVID-19 cases as of March 27 (Sunday) lowest daily cases recorded since February 3. Most of the COVID-19 cases in the country were just mild in symptoms or classified under Protocol 2 cases.
- Thailand will continue to use local herbal capsules and antivirals for treating COVID-19 patients, said Dr. Korakrit Limsommut, head of the Health Administration Division of Ministry of Public Health. COVID-19 patients with no symptoms will receive general drugs; those with moderate symptoms without underlying illness will be treated with green chiretta; and vulnerable patients will receive antiviral treatments such as favipiravir, remdesivir, molnupiravir, paxlovid, etc.

Vaccine Update

- A total of 10 countries accounted for 67.2% of all vaccinations administered globally as of March 24. The top five countries/territories with the highest number of cumulative people fully vaccinated per 100,000 population are Gibraltar (121,990), United Arab Emirates (95,920), Portugal (92,600), Brunei Darussalam (91,680), and Singapore (90,920). Conversely, the top five countries with the lowest number of cumulative people fully vaccinated per 100,000 population are Burundi (80), the Democratic Republic of Congo (480), Chad (900), Haiti (940), and Yemen (1,330).
- Based on Malaysia's CovidNow portal, a total of 22,948,963 or 97.5% of the adult population have been fully vaccinated against COVID-19, while 23,225,157 or 98.7% have received at least one dose of the vaccine, and 15,632,112 individuals or 66.4% received a booster dose as of March 27 (Sunday). For adolescents aged 12 to 17, a total of 2,848,821 individuals or 91.6% of the group have been fully vaccinated while 2,946,103 or 94.7% received at least one dose of the vaccine. Meanwhile, a total of 1,312,205 children aged five to 11 or 37% of the child population in the country have received the first dose of COVID-19 vaccine under the National COVID-19 Immunization Programme for Children (PICKids)). On a daily vaccination update, a total of 24,254 doses of vaccine were administered on March 27, with 6,622 as first dose, 818 as second dose and 16,814 as booster doses, bringing the cumulative total vaccine doses dispensed under the National COVID-19 Immunization Programme (PICK) to 68,701,958.
- Laos is now planning to offer fourth dose or second booster of COVID-19 vaccine for healthcare workers, immunocompromised individuals, and elderly aged 60 and above beginning April. The country aims to protect its vulnerable groups against Omicron variant. Pfizer and AstraZeneca are the COVID-19 vaccines to be offered for fourth dose with at least three months since the third dose. Police, officials working at the border crossings, diplomats, and incoming workers will follow the priority group for the fourth dose. The third priority group to receive fourth dose includes people working in crowded places like in banks, tourism-related businesses, and factories and finally the general public.

- Vietnam is to receive 13.7 million Pfizer and Moderna COVID-19 vaccine doses for children from Australia. The vaccines will arrive in two batches of 9.7 million and 4 million doses in April. Moderna is yet to be approved by the US Food and Drug Administration for use on children.

Travel Advisories (new update/s)

- Thailand: The reopening of two Thailand-Malaysia land border gates on April 1 will comply with standard operating procedures (SOP) to ensure that the safety and health of tourists and locals are always protected. The two border gates of Sadao (Songkhla province)-Bukit Kayu Hitam (Kedah) and Wang Prachan (Satun)-Wang Kelian (Perlis) will be reopened to fully vaccinated tourists starting April 1. According to a government authority, all tourists who will be coming through the land border gate under the "Test & Go" programme, will have to apply online for the "Thailand Pass" at least seven days before travel time. Under the "Test & Go" programme, travellers also need to book a designated hotel in advance, as well as perform an RT-PCR test on the first day of arrival and a self-antigen test on the fifth day. The travellers will also need medical insurance with a minimum coverage of USD 20,000.

Cases and Deaths as of 28 March 2022

- As of 28 March 2022 (2PM, GMT+8), worldwide, there were **482,368,909** confirmed cases, including **6,152,039** deaths. Globally, Case Fatality Rate (CFR) was **1.3**.
- In **China**, there were **1,294,598** confirmed cases with **12,743** deaths, including deaths in Hong Kong (7,252) and Taiwan (853). Confirmed cases in China include confirmed cases in Hong Kong (1,128,507), Macau (82) and Taiwan (22,769). CFR was **1.0**.
- **28,468,241 confirmed cases** of COVID-19 have been reported in the ASEAN region with a total of **340,136 deaths**, with a CFR of **1.2**.

REGION	COUNTRY	FIRST CONFIRMED CASE(S)	LATEST REPORT ON CONFIRMED CASE(S)	TOTAL CONFIRMED CASES	NEW CASES (7-Day Rolling Average)	TOTAL DEATHS	NEW DEATHS (7-Day Rolling Average)	CASE FATALITY RATE	CUMULATIVE CASES/ 100,000	NUMBER OF TESTS LAST 14 DAYS/ 100,000	CUMULATIVE VACCINATED	CUMULATIVE FULLY VACCINATED	CUMULATIVE BOOSTERED	FULLY VACCINATED / 100
ASEAN REGION	Brunei	10 Mar 20	27-Mar-22	131,403	792(955)	202	-(2)	0.2%	30,327		407,876	404,788	118,331	91.7
	Cambodia	27 Jan 20	27-Mar-22	135,461	59(68)	3,054	-(0)	2.3%	822	143	14,797,270	13,919,748	8,975,393	82.1
	Indonesia	02 Mar 20	27-Mar-22	5,998,953	3,077(5,210)	154,670	100(133)	2.6%	2,217	340	195,366,825	156,336,412	18,273,009	56.6
	Lao PDR	24 Mar 20	27-Mar-22	167,993	3,915(2,148)	660	6(2)	0.4%	2,343	143	5,578,494	4,444,978		60.2
	Malaysia	25 Jan 20	27-Mar-22	4,138,867	16,863(20,820)	34,751	-(50)	0.8%	12,954	5,091	27,475,903	25,796,634	15,613,982	78.7
	Myanmar	23 Mar 20	27-Mar-22	610,858	365(267)	19,430	2(1)	3.2%	1,130	300	26,000,700	21,701,842		39.6
	Philippines	30 Jan 20	27-Mar-22	3,676,991	326(386)	59,015	131(107)	1.6%	3,401	-	69,535,753	65,528,820	11,743,345	59.0
	Singapore	23 Jan 20	27-Mar-22	1,067,157	6,434(7,449)	1,246	7(7)	0.1%	18,710		5,003,208	4,958,375	3,819,090	90.9
	Thailand	13 Jan 20	27-Mar-22	3,529,085	25,821(25,017)	24,802	84(79)	0.7%	5,069	-	55,230,988	50,120,517	23,040,318	71.7
Vietnam	23 Jan 20	27-Mar-22	9,011,473	250,221(174,233)	42,306	110(70)	0.5%	9,342	2,122	79,947,189	77,754,108	45,443,077	79.2	
				28,468,241	307,873	340,136	440	1.2%						

Note: Population of each member state has remained constant.

- **452,606,070 confirmed cases** of COVID-19 have been reported in **217 countries/states/territories** (other than China, Hong Kong, Taiwan, Macau, and ASEAN countries):

REGION/ TERRITORY	COUNTRY	FIRST CONFIRMED CASE(S)	LATEST REPORT ON CONFIRMED CASE(S)	TOTAL CONFIRMED CASES	NEW CASES	TOTAL DEATHS	NEW DEATH	CASE FATALI TY RATE	CUMULAT IVE CASES/ 100,000	NUMBER OF TESTS LAST 14 DAYS/ 100,000	CUMULATIVE VACCINATED	CUMULATIVE FULLY VACCINATED	CUMULATIVE BOOSTED	FULLY VACCINAT ED / 100
ASIA PACIFIC	Japan	16-Jan-20	27-Mar-22	6,365,897	43,365	27,615	61	0.4%	5,042	1,125	102,258,371	100,547,291	47,382,326	79.8
	South Korea	20-Jan-20	27-Mar-22	11,815,841	318,130	14,899	282	0.1%	22,851	9,341	44,944,253	44,472,607	32,628,796	86.7
	Nepal	24-Jan-20	27-Mar-22	978,332	15	11,951	-	1.2%	3,420	255	21,961,905	18,916,400	2,104,308	63.8
	Australia	25-Jan-20	27-Mar-22	4,091,417	48,113	5,891	9	0.1%	15,951	4,661	22,191,506	21,136,762	12,749,337	82.0
	Sri Lanka	27-Jan-20	27-Mar-22	660,890	93	16,459	5	2.5%	3,031	275	16,995,787	14,387,077	7,719,703	66.9
	India	30-Jan-20	27-Mar-22	43,019,453	1,421	521,004	149	1.2%	3,148	521	982,687,842	826,360,688	21,236,760	59.3
	Afghanistan	24-Feb-20	27-Mar-22	177,520	41	7,662	2	4.3%	467	-	5,066,540	4,402,868		11.1
	Pakistan	26-Feb-20	27-Mar-22	1,523,900	310	30,345	5	2.0%	704	185	128,074,138	101,881,176	4,869,245	45.2
	New Zealand	28-Feb-20	27-Mar-22	597,745	10,278	223	6	0.0%	12,157	1,313	4,283,758	4,042,765	2,608,235	78.9
	Bhutan	05-Mar-20	27-Mar-22	25,080	319	9	-	0.0%	3,287	-	682,653	577,321	351,962	74.0
	Maldives	07-Mar-20	13-Mar-22	174,658	-	297	-	0.2%	32,895	396	398,348	371,439	143,477	68.3
	Bangladesh	08-Mar-20	27-Mar-22	1,951,282	43	29,118	-	1.5%	1,197	22	127,084,404	95,424,031	7,481,144	57.4
	Mongolia	10-Mar-20	27-Mar-22	467,982	25	2,177	-	0.5%	14,510	1,643	2,272,327	2,174,398	1,031,637	65.3
	Turkey	10-Mar-20	27-Mar-22	14,800,677	11,194	97,800	64	0.7%	17,740	4,007	57,770,305	52,958,300	36,022,704	62.3
	French Polynesia	12-Mar-20	24-Mar-22	71,868	-	646	-	0.9%	25,733		186,177	180,807		64.0
	Guam	15-Mar-20	25-Mar-22	47,078	-	340	-	0.7%	28,141		152,536	138,078		82.0
	New Caledonia	17-Mar-20	25-Mar-22	60,167	-	310	-	0.5%	20,906		187,946	179,744		62.4
	Fiji	18-Mar-20	25-Mar-22	64,376	-	834	-	1.3%	7,234	199	679,918	626,424	115,551	69.4
	Papua New Guinea	21-Mar-20	23-Mar-22	43,076	-	640	-	1.5%	491	-	311,111	250,752		2.8
	Timor Leste	21-Mar-20	27-Mar-22	22,821	4	130	-	0.6%	1,765	-	692,594	577,299		43.0
Northern Mariana Islands	28-Mar-20	25-Mar-22	11,022	-	33	-	0.3%	19,264		45,315	43,119		83.2	
North Korea	24-Jul-20	25-Jul-20	1	-	-	-	0.0%	0						
Solomon Islands	03-Oct-20	25-Mar-22	10,426	-	129	-	1.2%	1,557		226,873	115,901		16.5	
Wallis et Futuna	17-Oct-20	03-Dec-21	454	-	7	-	1.5%	2,833		6,483	6,457		58.2	
Marshall Islands	26-Oct-20	06-Jan-22	7	-	-	-	0.0%	12		30,487	25,083		32.3	

	Vanuatu	11-Nov-20	26-Mar-22	2,204	-	1	-	0.0%	735	-	114,284	85,180		27.1
	Samoa	18-Nov-20	27-Mar-22	1,287	182	-	-	0.0%	653		173,862	131,031		65.5
	Micronesia	11-Jan-21	11-Jan-21	1	-	-	-	0.0%	1		63,511	53,152		52.0
	Palau	31-May-21	25-Mar-22	3,987	-	6	-	0.2%	22,140		20,361	18,070		83.9
	American Samoa	18-Sep-21	25-Mar-22	2,262	-	1	-	0.0%	4,090		44,602	40,247		84.9
	Tonga	05-Nov-21	27-Mar-22	5,591	719	2	-	0.0%	5,351		76,910	70,283		65.8
	Kiribati	25-Jan-22	27-Mar-22	3,065	3	13	-	0.4%	2,606		78,620	55,333		45.6
	Cook Islands	17-Feb-22	27-Mar-22	1,395	-	-	-	0.0%	6,522		14,992	14,333		81.6
AMERICAS	Niue	09-Mar-22	23-Mar-22	5	-				231		1,650	1,417		87.8
	USA	21-Jan-20	23-Mar-22	81,420,973	-	998,361	-	1.2%	24,805	1,641	255,221,133	217,381,416	97,204,363	65.5
	Canada	25-Jan-20	27-Mar-22	3,445,558	4,099	37,448	9	1.1%	9,066	1,175	32,675,317	31,120,915	18,170,976	81.8
	Brazil	26-Feb-20	26-Mar-22	29,839,103	-	659,046	-	2.2%	14,091	-	180,757,995	159,756,178	75,715,420	74.7
	Mexico	28-Feb-20	26-Mar-22	5,649,977	-	322,735	-	5.7%	4,429	47	85,566,651	79,662,373		61.2
	Saint Martin	01-Mar-20	03-Mar-22	9,912	-	63	-	0.6%	26,083					
	Ecuador	01-Mar-20	25-Mar-22	857,299	-	35,418	-	4.1%	4,934	198	14,831,598	13,697,506	5,105,849	76.6
	Dominican Republic	01-Mar-20	26-Mar-22	577,841	-	4,375	-	0.8%	5,381	320	7,182,107	5,919,741	2,290,019	54.0
	Chile	03-Mar-20	27-Mar-22	3,450,094	7,076	56,381	83	1.6%	18,204	4,744	17,859,475	17,346,012	15,671,142	90.3
	Argentina	03-Mar-20	27-Mar-22	9,026,075	818	127,909	5	1.4%	20,085	657	40,888,944	36,877,478	18,745,746	80.9
	Peru	05-Mar-20	26-Mar-22	3,544,862	-	212,102	-	6.0%	10,904	1,106	28,293,770	25,318,290	11,368,958	75.9
	Costa Rica	06-Mar-20	25-Mar-22	834,726	-	8,266	-	1.0%	16,537	1,038	4,313,391	3,937,449	1,767,421	76.6
	Colombia	06-Mar-20	27-Mar-22	6,083,643	352	139,573	15	2.3%	12,085	495	41,765,982	34,495,258	9,975,127	67.3
	French Guiana	06-Mar-20	24-Mar-22	78,649	-	394	-	0.5%	40,228					
	Martinique	06-Mar-20	22-Mar-22	141,415	-	909	-	0.6%	32,667					
	Paraguay	07-Mar-20	26-Mar-22	647,836	-	18,663	-	2.9%	9,196	270	3,868,131	3,316,744	1,243,339	45.9
	Panama	10-Mar-20	26-Mar-22	763,280	-	8,163	-	1.1%	17,975	1,581	3,434,847	3,017,898	1,436,299	68.9
	Bolivia	10-Mar-20	26-Mar-22	901,292	-	21,487	-	2.4%	7,828	333	7,043,449	5,747,856	1,176,026	48.6
	Honduras	11-Mar-20	25-Mar-22	420,621	-	10,871	-	2.6%	4,316		5,551,533	4,654,100	1,796,006	46.3
	Cuba	11-Mar-20	27-Mar-22	1,087,183	822	8,509	-	0.8%	9,593	-	10,628,904	9,908,033	6,211,623	87.6
Guyana	11-Mar-20	26-Mar-22	63,232	-	1,226	-	1.9%	8,078	-	471,864	360,587	57,071	45.6	
Jamaica	12-Mar-20	27-Mar-22	128,679	51	2,879	4	2.2%	4,365	822	779,680	671,523	32,553	22.6	
St Vincent and the Grenadines	12-Mar-20	24-Mar-22	6,746	-	106	-	1.6%	6,100	5,142	36,021	30,111	3,446	27.1	

Saint Lucia	13-Mar-20	27-Mar-22	22,929	10	365	-	1.6%	12,544	1,023	58,119	52,713	6,908	28.6
Trinidad and Tobago	13-Mar-20	27-Mar-22	136,828	267	3,734	5	2.7%	9,809	1,103	745,772	708,327	144,274	50.5
Venezuela	13-Mar-20	26-Mar-22	520,077	-	5,677	-	1.1%	1,824		22,157,232	14,287,370	410,887	49.8
Guatemala	13-Mar-20	25-Mar-22	823,145	-	17,274	-	2.1%	4,958	-	7,624,143	5,929,957	2,291,825	32.5
Uruguay	13-Mar-20	26-Mar-22	883,354	-	7,150	-	0.8%	25,518	3,534	2,971,604	2,840,642	2,191,236	81.5
Curacao	13-Mar-20	25-Mar-22	40,217	-	267	-	0.7%	25,528		107,428	98,472	40,479	59.8
Puerto Rico	13-Mar-20	26-Mar-22	477,788	-	4,155	-	0.9%	14,960		3,062,320	2,621,670		82.1
Suriname	13-Mar-20	26-Mar-22	79,150	-	1,324	-	1.7%	13,614	46	267,084	236,852	47,265	40.0
Antigua and Barbuda	13-Mar-20	23-Mar-22	7,482	-	135	-	1.8%	7,704	-	63,836	61,550		62.3
Guadeloupe	13-Mar-20	09-Mar-22	130,705	-	843	-	0.6%	29,505					
Cayman Islands	13-Mar-20	25-Mar-22	20,606	-	24	-	0.1%	31,727		61,502	59,726		89.8
Aruba	14-Mar-20	25-Mar-22	33,929	-	212	-	0.6%	31,914		87,833	81,184		75.7
Bahamas	15-Mar-20	26-Mar-22	33,249	-	788	-	2.4%	8,537	553	164,961	156,089	24,540	39.3
US Virgin Islands	16-Mar-20	25-Mar-22	15,611	-	110	-	0.7%	14,640		68,217	56,402		53.1
Sint Maarten	17-Mar-20	25-Mar-22	9,682	-	86	-	0.9%	23,769		27,873	25,872		59.6
Montserrat	17-Mar-20	26-Mar-22	175	-	2	-	1.1%	1,873		1,887	1,783		35.8
Barbados	17-Mar-20	27-Mar-22	58,532	262	330	-	0.6%	20,393	2,911	160,923	150,873		52.4
El Salvador	18-Mar-20	25-Mar-22	161,052	-	4,116	-	2.6%	2,496	362	4,582,343	4,281,899	1,554,307	65.7
Nicaragua	18-Mar-20	22-Mar-22	18,365	-	223	-	1.2%	281		5,498,389	4,113,547		61.4
Bermuda	18-Mar-20	24-Mar-22	12,354	-	127	-	1.0%	19,328		48,196	46,699	32,195	75.2
Haiti	19-Mar-20	22-Mar-22	30,511	-	827	-	2.7%	271	25	163,710	112,335		1.0
Dominica	22-Mar-20	24-Mar-22	11,787	-	63	-	0.5%	16,415		32,403	29,931		41.5
Grenada	22-Mar-20	26-Mar-22	13,982	-	218	-	1.6%	12,484		43,292	37,915	5,947	33.6
Belize	23-Mar-20	25-Mar-22	57,231	-	654	-	1.1%	14,661	1,418	236,015	209,156	42,815	51.7
Turks and Caicos Islands	23-Mar-20	23-Mar-22	5,888	-	36	-	0.6%	15,417		31,296	29,317		74.7
Saint Kitts and Nevis	24-Mar-20	20-Mar-22	5,548	-	42	-	0.8%	10,503	1,089	31,162	26,294	3,011	49.1
British Virgin Islands	25-Mar-20	25-Mar-22	6,141	-	62	-	1.0%	20,450		19,008	17,459		57.4
Anguilla	26-Mar-20	22-Mar-22	2,633	-	9	-	0.3%	19,866		10,572	9,624	2,518	63.6
Caribbean Netherlands	01-Apr-20	26-Mar-22	8,136	-	31	-	0.4%	45,170		19,109	16,736		63.3
Falkland Islands	03-Apr-20	23-Mar-22	119	-	-	-	0.0%	4,511		2,632	1,775		50.3

EUROPE

Saint Pierre and Miquelon	05-Apr-20	22-Mar-22	1,781	-	1	-	0.1%	25,399						
Saint Barthelemy	25-Jul-20	03-Mar-22	3,780	-	6	-	0.2%	44,734						
France	24-Jan-20	27-Mar-22	25,029,573	110,174	141,672	41	0.6%	37,324	4,670	53,985,943	52,424,782	36,209,053	77.8	
Germany	27-Jan-20	27-Mar-22	20,270,267	81,770	130,207	-	0.6%	24,383	2,960	63,648,396	63,108,964	48,641,844	75.2	
Finland	29-Jan-20	26-Mar-22	844,713	-	2,985	-	0.4%	15,302	2,767	4,504,279	4,302,905	2,851,074	77.6	
Italy	30-Jan-20	27-Mar-22	14,364,723	60,612	158,782	82	1.1%	23,823	8,410	50,717,893	47,802,917	38,755,032	79.2	
Russian Federation	31-Jan-20	27-Mar-22	17,762,742	23,280	367,351	338	2.1%	12,303	1,863	79,905,693	72,793,010	12,912,676	49.9	
Spain	31-Jan-20	25-Mar-22	11,451,676	-	102,392	-	0.9%	24,326	1,776	41,134,037	40,118,474	24,424,856	85.8	
Sweden	31-Jan-20	24-Mar-22	2,481,736	-	18,155	-	0.7%	24,129	391	7,817,094	7,614,496	5,153,749	74.9	
United Kingdom of Great Britain	31-Jan-20	25-Mar-22	20,691,123	-	164,454	-	0.8%	30,959	11,737	52,759,213	49,352,885	38,718,546	72.4	
Belgium	05-Feb-20	26-Mar-22	3,782,085	-	30,686	-	0.8%	32,933	3,509	9,229,432	9,122,991	7,292,647	78.4	
Switzerland	25-Feb-20	25-Mar-22	3,403,549	-	13,646	-	0.4%	39,692	6,918	6,081,277	5,994,166	3,655,787	68.8	
Austria	25-Feb-20	26-Mar-22	3,698,511	-	15,665	-	0.4%	41,664	69,616	6,812,569	6,588,761	5,080,213	72.9	
Croatia	25-Feb-20	27-Mar-22	1,094,059	961	15,520	11	1.4%	26,898	1,722	2,310,543	2,237,506	594,785	54.8	
Norway	26-Feb-20	26-Mar-22	1,396,911	-	2,339	-	0.2%	26,121	1,236	4,331,313	4,026,593	2,909,075	73.7	
Romania	26-Feb-20	27-Mar-22	2,840,788	1,939	64,905	10	2.3%	14,676	-	8,157,395	8,082,087		42.3	
Estonia	26-Feb-20	27-Mar-22	551,714	647	2,439	3	0.4%	41,589	3,554	859,025	842,603	456,005	63.6	
Georgia	26-Feb-20	27-Mar-22	1,646,316	357	16,708	4	1.0%	44,251	861	1,597,206	1,255,834	80,818	31.6	
North Macedonia	26-Feb-20	27-Mar-22	305,066	188	9,206	3	3.0%	14,642	1,267	852,584	835,151	148,686	40.1	
Greece	26-Feb-20	27-Mar-22	2,930,321	13,429	27,268	52	0.9%	27,344	30,373	7,894,386	7,589,361	5,569,355	73.2	
Denmark	27-Feb-20	27-Mar-22	2,896,593	3,195	5,585	2	0.2%	49,782	6,336	4,841,547	4,736,414	3,613,137	81.5	
San Marino	27-Feb-20	22-Mar-22	14,968	-	112	-	0.7%	44,206		26,308	23,554	13,152	69.3	
Lithuania	27-Feb-20	27-Mar-22	1,015,010	2,002	8,818	1	0.9%	36,421	4,581	1,948,316	1,872,345	918,735	69.6	
Netherlands	27-Feb-20	27-Mar-22	7,753,878	25,018	21,898	7	0.3%	44,735	3,325	13,455,761	12,366,525	9,084,932	72.0	
Azerbaijan	27-Feb-20	27-Mar-22	791,750	55	9,681	2	1.2%	7,899	414	5,320,787	4,817,513	3,031,776	47.1	
Belarus	28-Feb-20	27-Mar-22	959,276	784	6,785	7	0.7%	10,133	1,791	5,683,247	5,107,020	275,734	54.1	
Iceland	28-Feb-20	26-Mar-22	178,385	-	97	-	0.1%	49,371	9,508	309,702	290,040	250,325	78.7	
Ireland	28-Feb-20	25-Mar-22	1,422,945	-	6,710	-	0.5%	28,796	3,553	4,066,577	4,002,642	2,893,519	80.3	
Monaco	29-Feb-20	26-Mar-22	10,530	-	54	-	0.5%	27,025		28,875	25,667	10,598	65.0	
Czech Republic	01-Mar-20	27-Mar-22	3,788,063	3,531	39,541	14	1.0%	35,503	3,135	6,950,775	6,857,681	4,087,454	63.9	

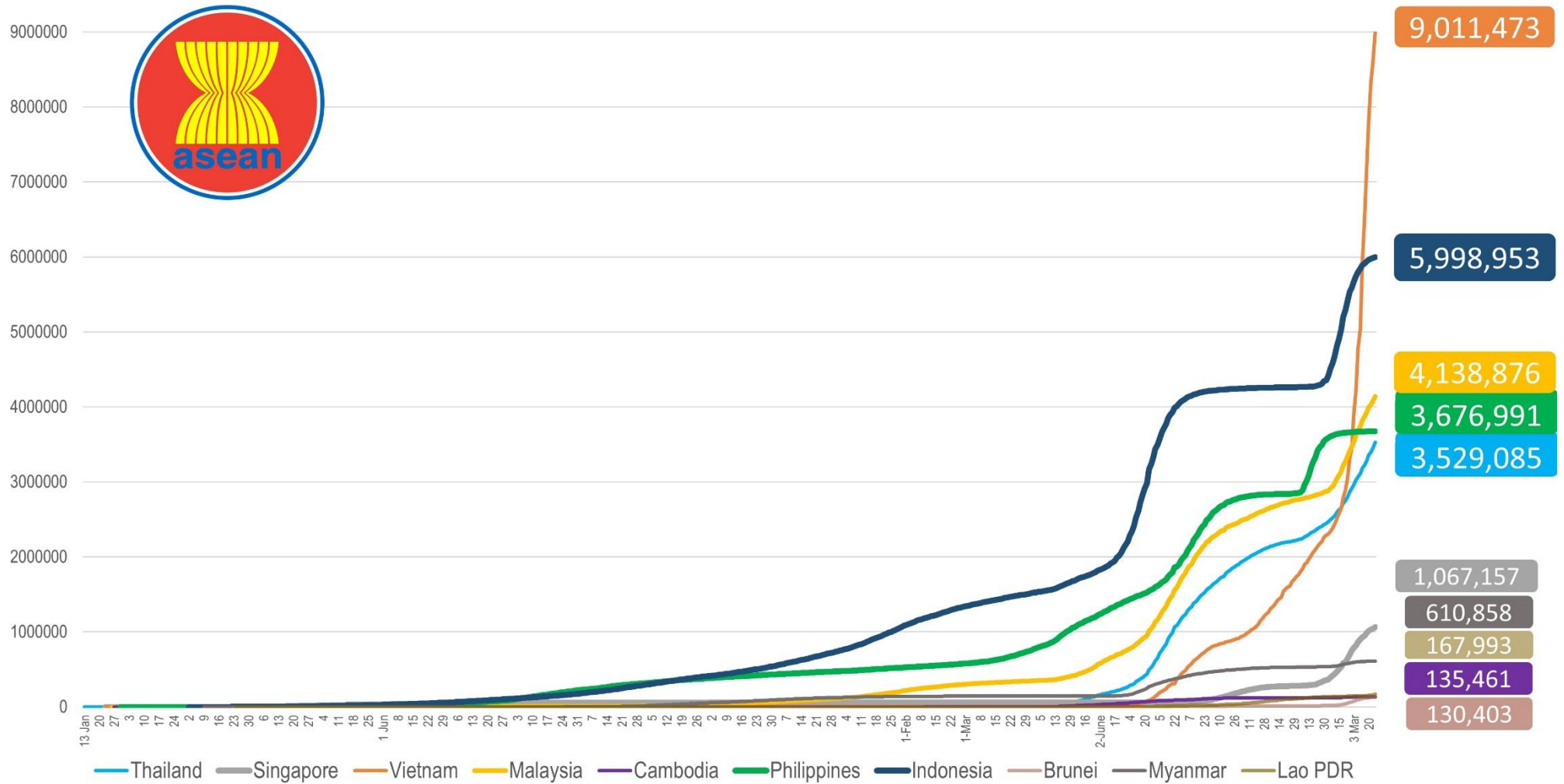
Luxembourg	01-Mar-20	25-Mar-22	208,223	-	1,025	-	0.5%	33,590	5,226	479,766	456,085	365,154	71.9
Armenia	01-Mar-20	27-Mar-22	422,458	14	8,610	2	2.0%	14,283	863	1,100,694	919,397	18,849	31.0
Latvia	02-Mar-20	27-Mar-22	790,620	1,137	5,575	3	0.7%	41,333	5,769	1,344,001	1,302,084	513,086	69.7
Portugal	02-Mar-20	25-Mar-22	3,534,003	-	21,545	-	0.6%	34,413	5,968	9,663,542	9,415,073	6,213,268	92.6
Andorra	02-Mar-20	23-Mar-22	39,713	-	153	-	0.4%	51,480	-	57,805	53,301	24,732	68.9
Liechtenstein	03-Mar-20	27-Mar-22	16,098	81	83	-	0.5%	42,342	-	26,721	26,395	18,319	69.0
Ukraine	03-Mar-20	25-Mar-22	4,952,913	-	107,811	-	2.2%	11,159	-	15,729,617	15,221,792	752,581	35.0
Slovenia	04-Mar-20	27-Mar-22	956,742	1,269	6,475	4	0.7%	45,822	7,487	1,264,592	1,220,063	638,822	58.7
Hungary	04-Mar-20	26-Mar-22	1,839,358	-	45,258	-	2.5%	18,827	1,215	6,401,307	6,185,041	4,087,350	64.2
Poland	04-Mar-20	27-Mar-22	5,943,227	3,492	114,828	7	1.9%	15,652	-	22,582,082	22,338,081	11,674,619	59.1
Faroe Islands	04-Mar-20	03-Mar-22	34,658	-	28	-	0.1%	71,198	-	41,715	40,895	21,284	83.4
Bosnia and Herzegovina	05-Mar-20	26-Mar-22	374,810	-	15,702	-	4.2%	11,354	-	943,394	846,080	120,530	25.9
Gibraltar	05-Mar-20	25-Mar-22	16,600	-	101	-	0.6%	49,257	22,349	42,034	41,228	33,096	122.4
Slovakia	06-Mar-20	27-Mar-22	1,687,425	5,560	19,270	19	1.1%	30,939	4,530	2,819,633	2,762,319	1,636,777	50.7
Serbia	06-Mar-20	27-Mar-22	1,969,044	1,273	15,758	12	0.8%	28,352	2,436	3,347,209	3,269,374	1,878,375	47.6
Vatican City	06-Mar-20	19-Jan-22	29	-	-	-	0.0%	3,149					
Malta	07-Mar-20	27-Mar-22	77,102	353	631	1	0.8%	15,339	5,278	473,521	466,102	349,845	90.3
Moldova	07-Mar-20	27-Mar-22	512,143	216	11,402	2	2.2%	19,271		1,081,073	1,053,682	82,869	26.2
Bulgaria	08-Mar-20	27-Mar-22	1,133,464	362	36,437	8	3.2%	16,249	2,240	2,078,146	2,049,260	718,166	29.7
Albania	09-Mar-20	27-Mar-22	273,432	45	3,491	-	1.3%	9,580	39	1,275,907	1,209,791	252,161	42.1
Cyprus	09-Mar-20	27-Mar-22	410,020	4,314	932	-	0.2%	34,209	77,263	687,926	645,292	440,267	72.0
Guernsey	09-Mar-20	22-Mar-22	20,785	-	31	-	0.1%	31,865		54,146	51,351	39,278	81.0
Jersey	10-Mar-20	25-Mar-22	45,146	-	119	-	0.3%	49,714		82,777	79,327	61,488	78.5
Kazakhstan	13-Mar-20	27-Mar-22	1,305,040	23	13,658	-	1.0%	7,049	-	9,447,168	9,137,578	2,514,071	48.1
Kosovo	13-Mar-20	27-Mar-22	227,324	28	3,130	-	1.4%	12,670		901,456	820,012	99,781	46.0
Uzbekistan	15-Mar-20	27-Mar-22	237,641	52	1,637	-	0.7%	708		18,579,474	13,564,885		40.0
Greenland	16-Mar-20	25-Mar-22	11,971	-	21	-	0.2%	21,291		41,243	38,502		67.7
Montenegro	17-Mar-20	27-Mar-22	232,777	50	2,698	-	1.2%	37,416		289,587	281,463	96,830	44.8
Kyrgyzstan	18-Mar-20	27-Mar-22	200,879	11	2,984	-	1.5%	3,111		1,483,917	1,232,369		18.6
Isle of Man	19-Mar-20	25-Mar-22	27,566	-	82	-	0.3%	32,590		69,508	66,951	52,967	78.4
MIDDLE EAST													
Tajikistan	30-Apr-20	07-Mar-22	17,786	-	125	-	0.7%	191		5,053,081	4,479,355	2,386	45.9
UAE	29-Jan-20	26-Mar-22	889,797	-	2,302	-	0.3%	9,107	38,982	9,890,230	9,593,523	4,961,928	96.0
Iran	19-Feb-20	27-Mar-22	7,151,088	2,299	140,021	50	2.0%	8,625	979	63,780,020	56,607,849	25,790,670	66.6

	Israel	21-Feb-20	27-Mar-22	3,864,155	16,134	10,485	25	0.3%	42,682	7,643	6,702,084	6,127,328	5,221,007	66.0	
	Lebanon	21-Feb-20	27-Mar-22	1,090,782	284	10,283	5	0.9%	15,911	-	2,513,395	2,197,015	555,922	32.5	
	Kuwait	24-Feb-20	24-Mar-22	628,130	-	2,553	-	0.4%	14,930	-	3,406,769	3,281,631	380,911	75.8	
	Oman	24-Feb-20	27-Mar-22	388,086	164	4,250	-	1.1%	7,801	-	3,226,399	3,010,075	32,412	57.6	
	Bahrain	24-Feb-20	27-Mar-22	551,342	980	1,468	-	0.3%	33,594	4,482	1,232,237	1,215,156	950,713	69.5	
	Iraq	24-Feb-20	27-Mar-22	2,317,977	230	25,150	1	1.1%	5,897	-	10,181,944	7,047,956		17.1	
	Qatar	29-Feb-20	27-Mar-22	360,868	164	677	-	0.2%	12,742	7,225	2,590,587	2,590,587	1,425,202	88.4	
	Saudi Arabia	02-Mar-20	27-Mar-22	750,356	98	9,039	1	1.2%	2,190	548	25,792,668	23,964,566	9,904,609	67.8	
	Jordan	02-Mar-20	22-Mar-22	1,689,314	-	14,003	-	0.8%	16,723	-	4,714,575	4,412,071		43.0	
	Palestine	05-Mar-20	23-Mar-22	655,468	-	5,649	-	0.9%	13,990	-	1,991,893	1,747,035	2,779	33.5	
	Syria	22-Mar-20	27-Mar-22	55,650	16	3,133	2	5.6%	326	-	2,301,422	1,315,550	3,046	7.2	
AFRICA	Yemen	10-Apr-20	24-Mar-22	11,803	-	2,142	-	18.1%	40	-	643,501	404,781		1.3	
	Egypt	14-Feb-20	23-Mar-22	500,889	-	24,361	-	4.9%	499	10	43,739,249	31,254,429	1,707,438	30.0	
	Algeria	25-Feb-20	27-Mar-22	265,629	8	6,873	-	2.6%	617	-	7,461,932	6,110,712	436,274	13.7	
	Nigeria	28-Feb-20	26-Mar-22	255,296	-	3,142	-	1.2%	127	103	19,884,781	9,002,791		4.3	
	Tunisia	02-Mar-20	23-Mar-22	1,033,731	-	28,165	-	2.7%	8,839	220	7,171,789	6,345,597	1,165,182	53.2	
	Morocco	02-Mar-20	27-Mar-22	1,162,974	51	16,057	-	1.4%	3,189	200	24,870,225	23,334,113	6,062,089	62.5	
	Senegal	02-Mar-20	27-Mar-22	85,868	8	1,964	-	2.3%	527	86	1,457,116	1,039,257		6.0	
	South Africa	05-Mar-20	27-Mar-22	3,713,252	989	99,966	1	2.7%	6,341	454	20,868,945	17,793,692	2,064,966	29.6	
	Cameroon	06-Mar-20	20-Mar-22	119,544	-	1,927	-	1.6%	462	65	1,074,824	813,530		3.0	
	Togo	06-Mar-20	27-Mar-22	36,917	6	272	-	0.7%	457	124	1,556,974	1,155,393		13.6	
	Burkina Faso	09-Mar-20	25-Mar-22	20,822	-	381	-	1.8%	102	-	2,128,284	1,175,380		5.5	
	Democratic Republic of Congo	10-Mar-20	25-Mar-22	86,611	-	1,335	-	1.5%	100	-	754,459	442,965		0.5	
	Ivory Coast	11-Mar-20	26-Mar-22	81,697	-	796	-	1.0%	318	73	6,989,567	4,220,241		15.6	
	Reunion	11-Mar-20	22-Mar-22	327,189	-	702	-	0.2%	42,112	-					
	Ghana	13-Mar-20	24-Mar-22	160,925	-	1,445	-	0.9%	529	119	8,793,591	4,867,214	134,058	15.3	
	Guinea	13-Mar-20	21-Mar-22	36,459	-	440	-	1.2%	285	40	3,427,088	2,467,847		18.3	
	Gabon	13-Mar-20	25-Mar-22	47,584	-	303	-	0.6%	2,190	299	297,308	250,565	1,076	11.0	
	Sudan	13-Mar-20	25-Mar-22	61,889	-	4,901	-	7.9%	145	-	5,171,677	2,746,556		6.1	
	Kenya	13-Mar-20	27-Mar-22	323,374	9	5,647	-	1.7%	615	92	11,696,182	8,090,985	268,625	14.7	
	Ethiopia	13-Mar-20	27-Mar-22	469,621	10	7,492	-	1.6%	419	50	24,408,859	20,904,654		17.7	
Central African Republic	14-Mar-20	15-Mar-22	14,649	-	113	-	0.8%	309	41	880,271	824,469		16.8		
Seychelles	14-Mar-20	23-Mar-22	39,991	-	163	-	0.4%	40,964	-	84,327	80,089	27,744	81.0		
Rwanda	14-Mar-20	27-Mar-22	129,709	1	1,458	-	1.1%	1,027	691	8,811,796	7,808,436	2,647,585	58.8		
Namibia	14-Mar-20	25-Mar-22	157,576	-	4,018	-	2.5%	6,317	497	449,018	378,399		14.6		
Swaziland	14-Mar-20	27-Mar-22	69,664	1	1,393	-	2.0%	6,068	918	386,210	336,066		28.7		
Mauritania	14-Mar-20	26-Mar-22	58,666	-	982	-	1.7%	1,296	240	1,551,049	1,054,562	40,677	22.1		
Mayotte	14-Mar-20	25-Mar-22	36,839	-	187	-	0.5%	23,163	-						
Equatorial Guinea	15-Mar-20	25-Mar-22	15,903	-	183	-	1.2%	1,173	-	259,685	207,819		14.3		

Republic of Congo	15-Mar-20	21-Mar-22	24,062	-	384	-	1.6%	447		680,630	640,017		11.3
Benin	16-Mar-20	16-Mar-22	26,952	-	163	-	0.6%	228	-	2,777,245	2,214,327		17.8
Liberia	16-Mar-20	14-Mar-22	7,397	-	294	-	4.0%	150	-	1,116,709	1,084,591		20.9
Tanzania	16-Mar-20	23-Mar-22	33,797	-	800	-	2.4%	58	-	3,595,010	2,779,782		4.5
Somalia	16-Mar-20	14-Mar-22	26,410	-	1,361	-	5.2%	171	-	1,869,813	1,253,056		7.7
Gambia	17-Mar-20	25-Mar-22	11,986	-	365	-	3.0%	511	35	331,266	318,161		12.8
Zambia	17-Mar-20	27-Mar-22	316,550	49	3,966	-	1.3%	1,772	117	2,764,508	2,152,077	33,684	11.4
Mauritius	18-Mar-20	25-Mar-22	35,850	-	968	-	2.7%	2,832	-	1,000,474	963,452	578,268	75.7
Djibouti	18-Mar-20	24-Mar-22	15,580	-	189	-	1.2%	1,600	501	143,706	103,693		10.4
Niger	19-Mar-20	26-Mar-22	8,801	-	308	-	3.5%	38	21	2,175,283	1,541,167		6.1
Chad	19-Mar-20	25-Mar-22	7,286	-	190	-	2.6%	46	30	281,174	152,238		0.9
Zimbabwe	20-Mar-20	27-Mar-22	245,767	122	5,437	1	2.2%	1,678	243	4,886,242	3,487,962	417,524	23.1
Cape Verde	20-Mar-20	27-Mar-22	55,948	1	401	-	0.7%	10,174		354,103	305,890		54.4
Madagascar	20-Mar-20	26-Mar-22	64,009	-	1,384	-	2.2%	237	-	1,077,971	1,027,827		3.6
Uganda	21-Mar-20	25-Mar-22	163,862	-	3,595	-	2.2%	370	87	14,131,307	8,014,082		17.0
Eritrea	21-Mar-20	25-Mar-22	9,724	-	103	-	1.1%	274	-				
Angola	21-Mar-20	26-Mar-22	99,106	-	1,900	-	1.9%	311	81	11,085,468	5,888,639	296,060	17.4
Mozambique	22-Mar-20	27-Mar-22	225,239	2	2,200	-	1.0%	742	28	14,007,210	12,827,731	286,062	39.9
Libya	24-Mar-20	27-Mar-22	501,495	75	6,404	7	1.3%	7,399		2,201,314	1,125,758	89,762	16.2
Guinea-Bissau	25-Mar-20	26-Mar-22	8,131	-	169	-	2.1%	423	116	519,240	341,270		16.9
Mali	25-Mar-20	27-Mar-22	30,472	2	727	-	2.4%	155	42	1,281,142	935,909		4.5
Botswana	30-Mar-20	25-Feb-22	263,950	-	2,619	-	1.0%	11,458	471	1,445,393	1,263,041	239,073	52.7
Sierra Leone	31-Mar-20	20-Mar-22	7,674	-	125	-	1.6%	98	118	1,727,305	1,114,047		13.7
Burundi	31-Mar-20	24-Mar-22	38,440	-	15	-	0.0%	333	115	10,372	9,827		0.1
Malawi	02-Apr-20	27-Mar-22	85,610	2	2,626	-	3.1%	460	32	1,570,322	861,888		4.4
South Sudan	05-Apr-20	24-Mar-22	17,184	-	138	-	0.8%	155	68	475,558	432,091		3.8
Sao Tome and Principe	06-Apr-20	26-Mar-22	5,945	-	73	-	1.2%	2,764		112,052	79,629	6,755	35.7
Comoros	30-Apr-20	24-Mar-22	8,081	-	160	-	2.0%	950	-	341,102	301,218		33.9
Lesotho	13-May-20	22-Mar-22	32,880	-	697	-	2.1%	1,547	420	782,175	727,528		33.7
			452,606,070	815,939	5,799,160	1,432	1.3%						

COVID-19 Epi curve among ASEAN Countries:

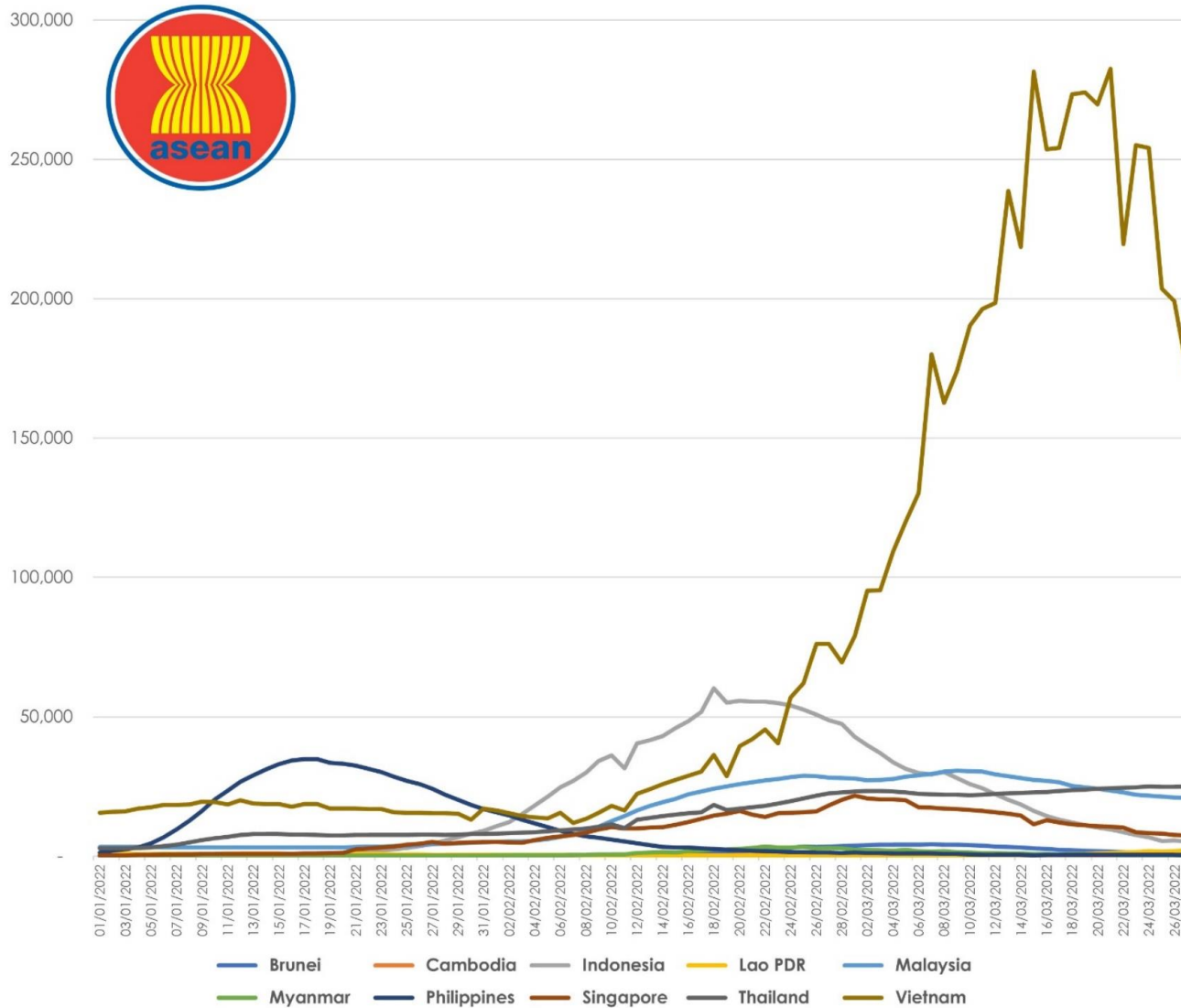
From January 1, 2021 to March 27, 2022



Cumulative cases of COVID-19 in the ASEAN Region as of March 27, 2022 (Report generated by ASEAN Biodiaspora Virtual Center)

7-Day Rolling Average of COVID-19 new cases

From January 1, 2022 to March 27, 2022

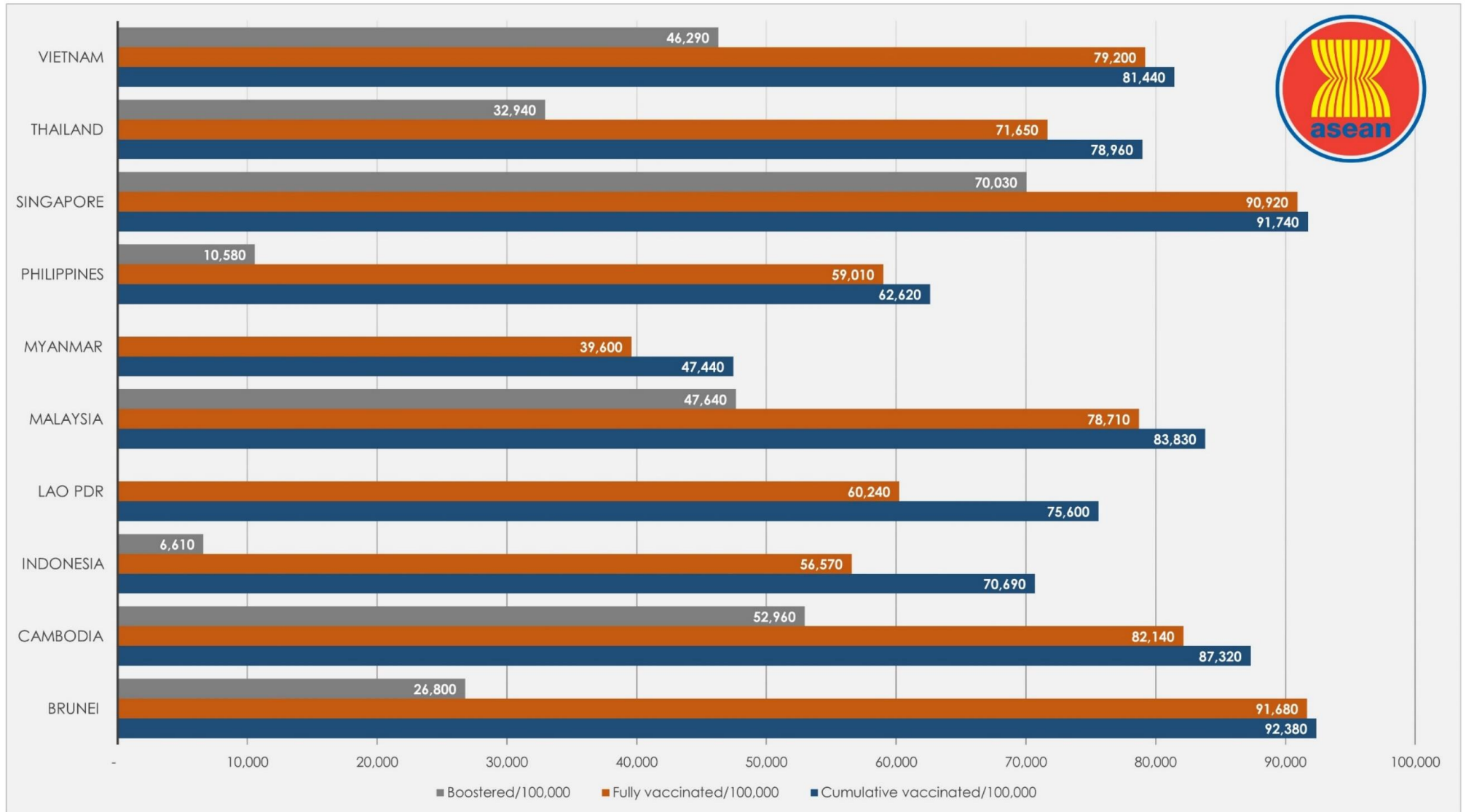


ASEAN Country	New Cases Rate of Change 7-Day Window*	P-value
Brunei	-117.66	0
Cambodia	-9.88	0
Indonesia	-758.24	0
Lao PDR	150.72	0.004
Malaysia	-451.76	0
Myanmar	-24.00	0.005
Philippines	-19.71	0.003
Singapore	-537.52	0.001
Thailand	96.54	0.009
Vietnam	-14890.39	0.018

**Beta coefficient of linear line of best fit; equal to the rate of change in the 7-day rolling average of new cases over the past 7 days (as of March 27, 2022)


COVID-19 Vaccination Status

as of 27 March 2022



COVID-19 Outlook Assessment

as of 25 March 2022

 ASEAN MEMBER STATE	REQUIREMENT							
	At least 80% of the high-risk population has been vaccinated with at least one dose of a COVID-19 vaccine.		At least 65% of the total population has a level of immunity to COVID-19; either recovered from COVID-19 or have been vaccinated with at least one dose of a COVID-19 vaccine.		Case levels are generally low (a 7-day rolling average number of daily new cases that is <10 cases per 100,000, with each day's past-14-day test positivity is consistently <5%).		Government Policy on containment and health (strictness and comprehensiveness in COVID-19 related government policies)	
	% of High risk population fully vaccinated	Population vaccinated/day (7-day average)	% of Total population fully vaccinated / boosted	Population vaccinated/day (7-day average)	Daily cases/100,000	Test positivity last 14 days	Containment and health index score - Oxford COVID-19 Government Response Tracker (OxCGRT)	Change over the past 30 days
Brunei	≥90.0	Unknown	≥90.0/26.8	Unknown	237.03	Unknown	67.9/100	0.0
Cambodia	≥90.0	0%/day	88.3/53.0	0.04%/day	0.45	6.2	37.5/100	0.0
Indonesia	≥90.0	0%/day	59.9/6.6	0.21%/day	2.08	11.3	55.7/100	-6.0
Lao PDR	≥90.0	0%/day	65.6/ND	0.19%/day	24.15	100	78.3/100	0.0
Malaysia	≥90.0	0%/day	79.2/47.5	0%/day	56.81	13.3	58.0/100	0.0
Myanmar	≥90.0	0%/day	41.0/ND	0.15%/day	0.46	3.1	77.7/100	+6.5
Philippines	≥90.0	0%/day	63.2/10.6	Unknown	0.40	3.2	82.4/100	0.0
Singapore	≥90.0	0%/day	87.9/70.0	0.05%/day	134.16	Unknown	74.4/100	0.0
Thailand	≥90.0	0%/day	72.7/32.5	0.02%/day	35.76	34.3	53.3/100	+2.7
Vietnam	88.0	0.03%/day	83.9/46.3	0.03%/day	206.46	100	71.4/100	-1.8



Report generated by
ASEAN Biodiaspora Virtual Center (ABVC)
 in collaboration with **Bluedot Inc.**
Email: support@biodiaspora.org

